



MARITIME INDUSTRY AUTHORITY SITUATION REPORT -1236

Passenger and Cargo Shipping Operations on 8/11/2023
in areas under Alert Level 1 & 2

Data generated on 8/11/2023, 3:00:00 PM

HIGHLIGHTS

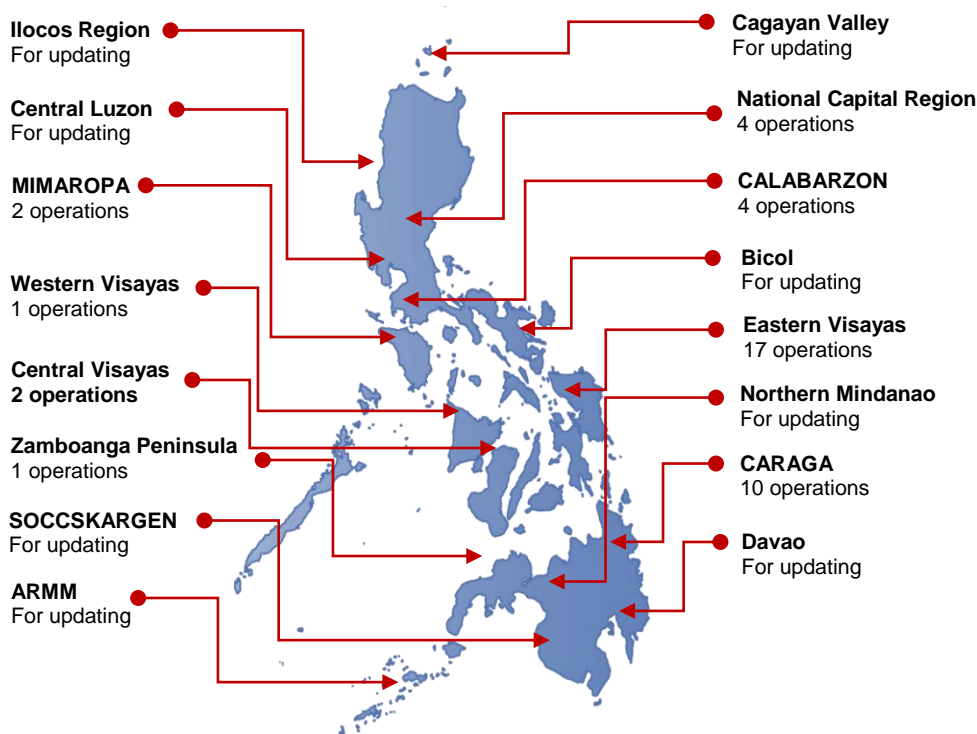
- Ninety-Eight percent (98%) of passenger and cargo shipping operations were completed in accordance with the ships' CPC.
- Two percent (2%) of the shipping operations were affected.
- Operations of passenger ships were more affected compared to cargo ships. 100% of the cargo shipping operations were completed under normal conditions compared to passenger ships at 92%.
- **With cargo shipping still operational, transport of goods is assured.**

PASSENGER AND CARGO SHIPPING IN NUMBERS

8/11/2023

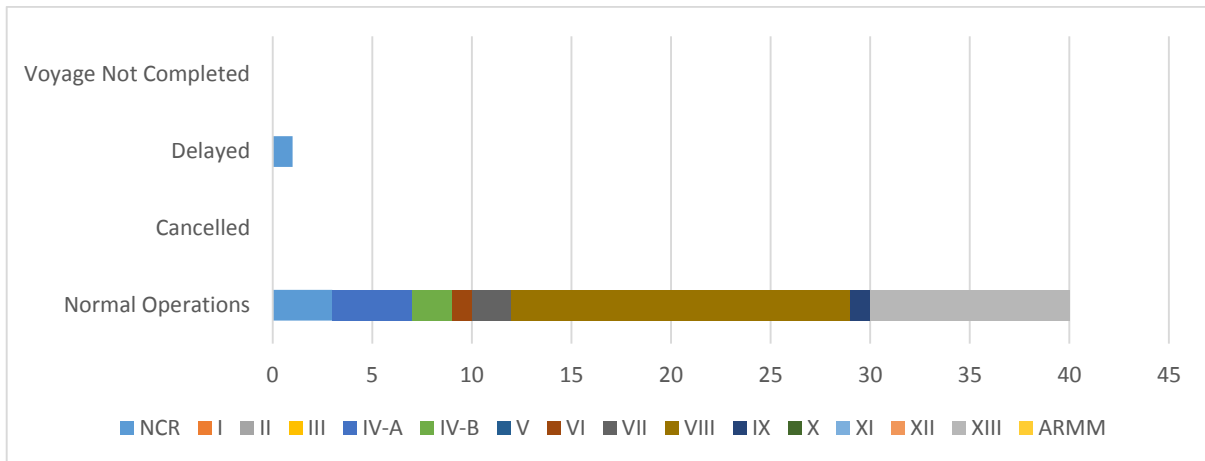
- 41** Shipping Operations Recorded
- 13** Passenger Ships Operated
- 28** Cargo Ships Operated
- 40** Ships Operated Normally
- 0** Operations Cancelled
- 1** Operations Delayed
- 0** Operation Uncompleted

PASSENGER AND CARGO SHIPPING OPERATIONS IN THE PHILIPPINES



Total of 41 Passenger and Cargo Shipping Operations

I. STATUS OF SHIPPING OPERATIONS NATIONWIDE



On 8/11/2023, there were 41 passenger and cargo shipping operations conducted wherein 40 or 98% were completed in accordance with their Certificate of Public Convenience (CPC).

Out of the 40 operations completed under normal conditions, the reported movements were mostly in the Eastern Visayas Region at 43% and CARAGA Region at 25%.

One (1) passenger ship or 8% encountered delays.

No shipping operations were not completed at the time of reporting.

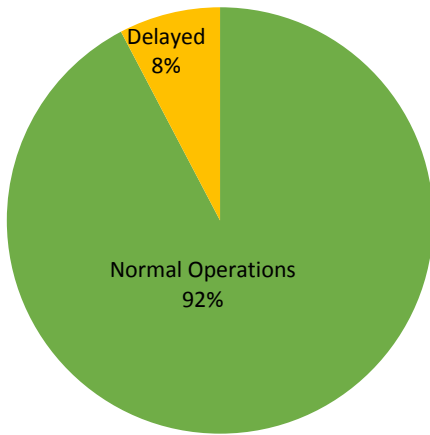
II. STATUS OF SHIPPING OPERATIONS BY CLASSIFICATION

Region	Normal Operations		Cancelled		Delayed		Not Completed	
	Passenger	Cargo	Passenger	Cargo	Passenger	Cargo	Passenger	Cargo
NCR	-	3	-	-	1	-	-	-
I	-	-	-	-	-	-	-	-
II	-	-	-	-	-	-	-	-
III	-	-	-	-	-	-	-	-
IV-A	4	-	-	-	-	-	-	-
IV-B	2	-	-	-	-	-	-	-
V	-	-	-	-	-	-	-	-
VI	-	1	-	-	-	-	-	-
VII	-	2	-	-	-	-	-	-
VIII	6	11	-	-	-	-	-	-
IX	-	1	-	-	-	-	-	-
X	-	-	-	-	-	-	-	-
XI	-	-	-	-	-	-	-	-
XII	-	-	-	-	-	-	-	-
XIII	-	10	-	-	-	-	-	-
ARMM	-	-	-	-	-	-	-	-
Total	12	28	-	-	1	-	-	-

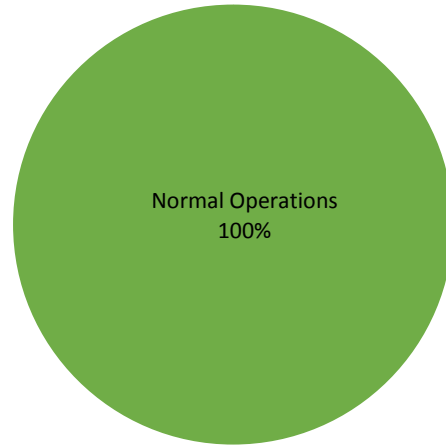
Based on the above table , 28 out of 28 (100%) cargo ships still operated normally – are 7 container ships, 3 LCT ships, 18 Roro cargo ships.

Twelve (12) passenger ships completed their voyage – 7 conventional passenger ships, 3 RoPax ships and 2 fast craft ferry completed their operations but mostly only carried cargoes during their voyage.

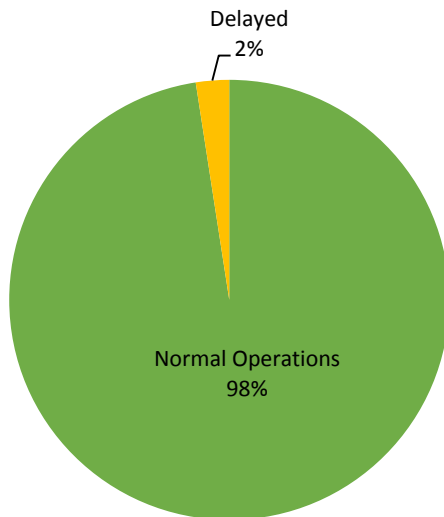
**PASSENGER
Ship Operations**



**CARGO
Ship Operations**

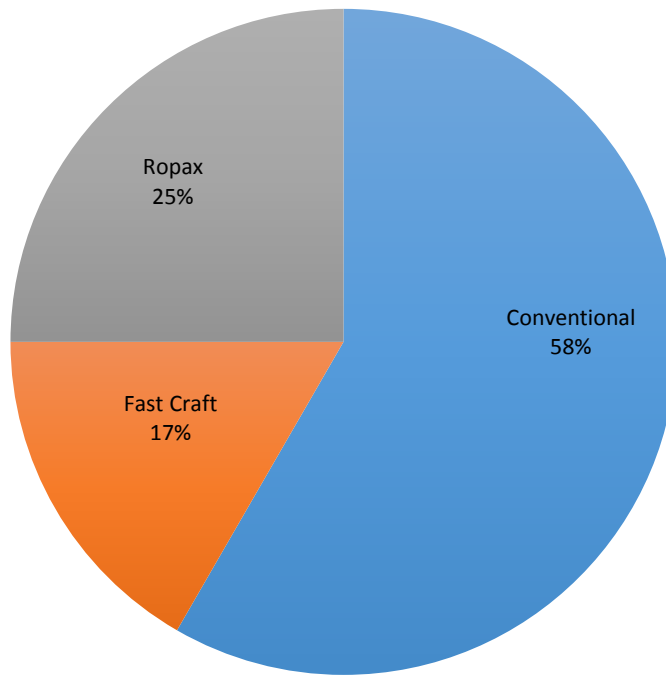


**PASSENGER and CARGO
Ship Operations**



SS

Passenger Ship Types under Normal Operations



Cargo Ship Types under Normal Operations

