



## MARITIME INDUSTRY AUTHORITY SITUATION REPORT -895

Passenger and Cargo Shipping Operations on 9/4/2022  
in areas under Alert Level 1 & 2

Data generated on 9/4/2022, 3:00:00 PM

### HIGHLIGHTS

- Ninety-Three percent (93%) of passenger and cargo shipping operations were completed in accordance with the ships' CPC.
- Seven percent ( 7%) of the shipping operations were affected.
- Operations of passenger ships were more affected compared to cargo ships. 100% of the cargo shipping operations were completed under normal conditions compared to passenger ships at 88%.
- **With cargo shipping still operational, transport of goods is assured.**

### PASSENGER AND CARGO SHIPPING IN NUMBERS

9/4/2022

**28** Shipping Operations Recorded

**17** Passenger Ships Operated

**11** Cargo Ships Operated

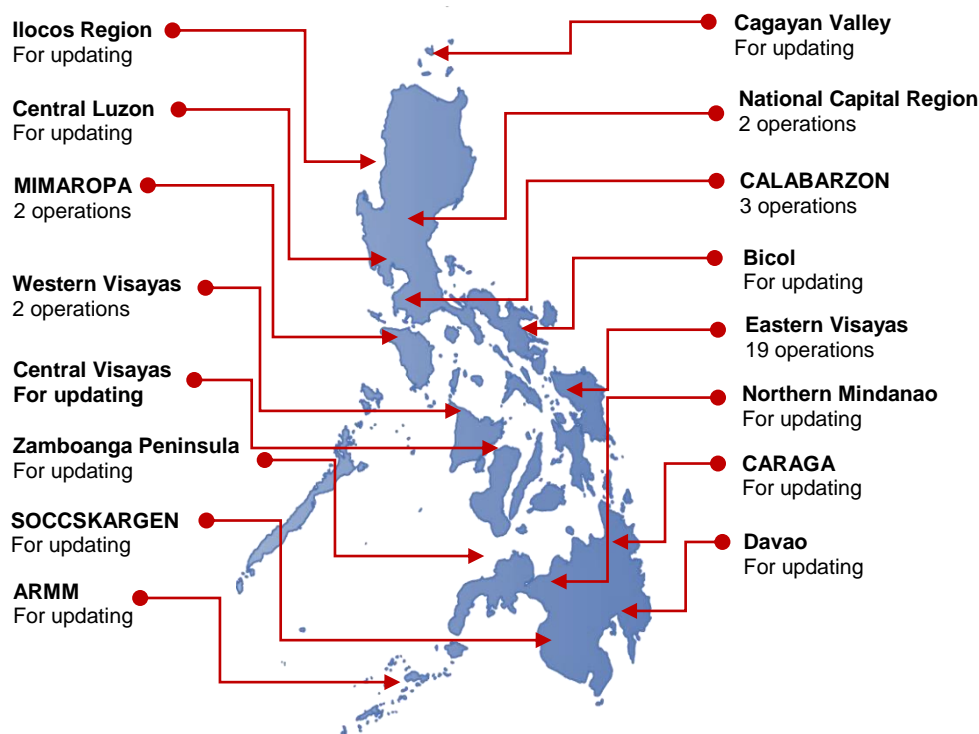
**26** Ships Operated Normally

**0** Operations Cancelled

**2** Operations Delayed

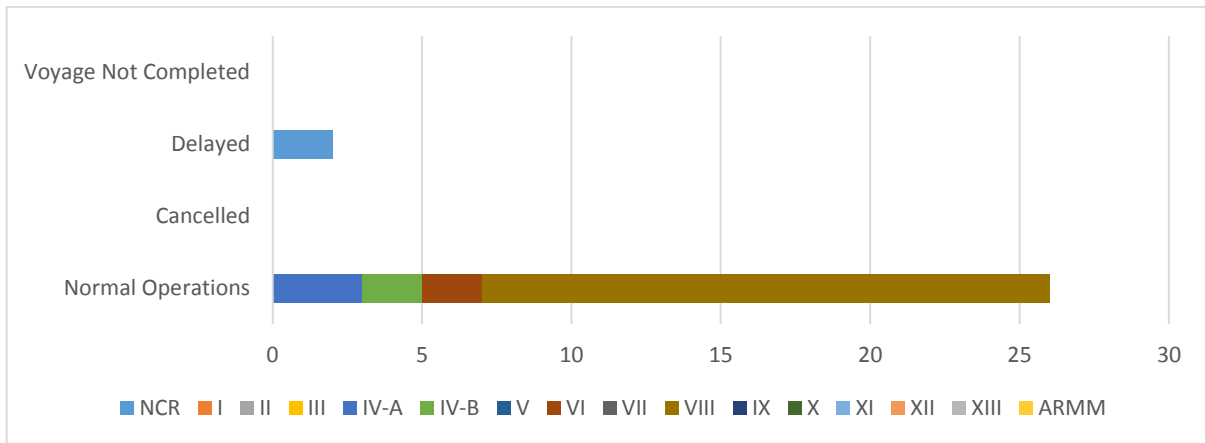
**0** Operation Uncompleted

### PASSENGER AND CARGO SHIPPING OPERATIONS IN THE PHILIPPINES



**Total of 28 Passenger and Cargo Shipping Operations**

## I. STATUS OF SHIPPING OPERATIONS NATIONWIDE



On 9/4/2022, there were 28 passenger and cargo shipping operations conducted wherein 26 or 93% were completed in accordance with their Certificate of Public Convenience (CPC).

Out of the 26 operations completed under normal conditions, the reported movements were mostly in the Eastern Visayas Region at 73% and CALABARZON Region at 12%.

Two (2) passenger ships or 12% encountered delays.

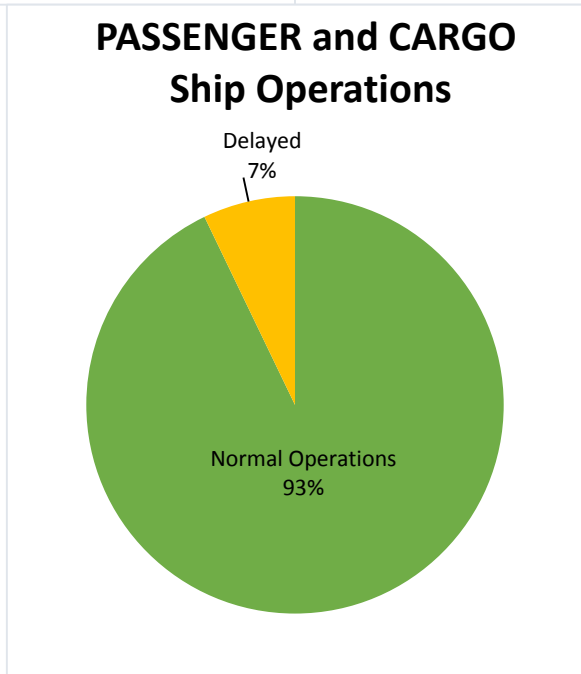
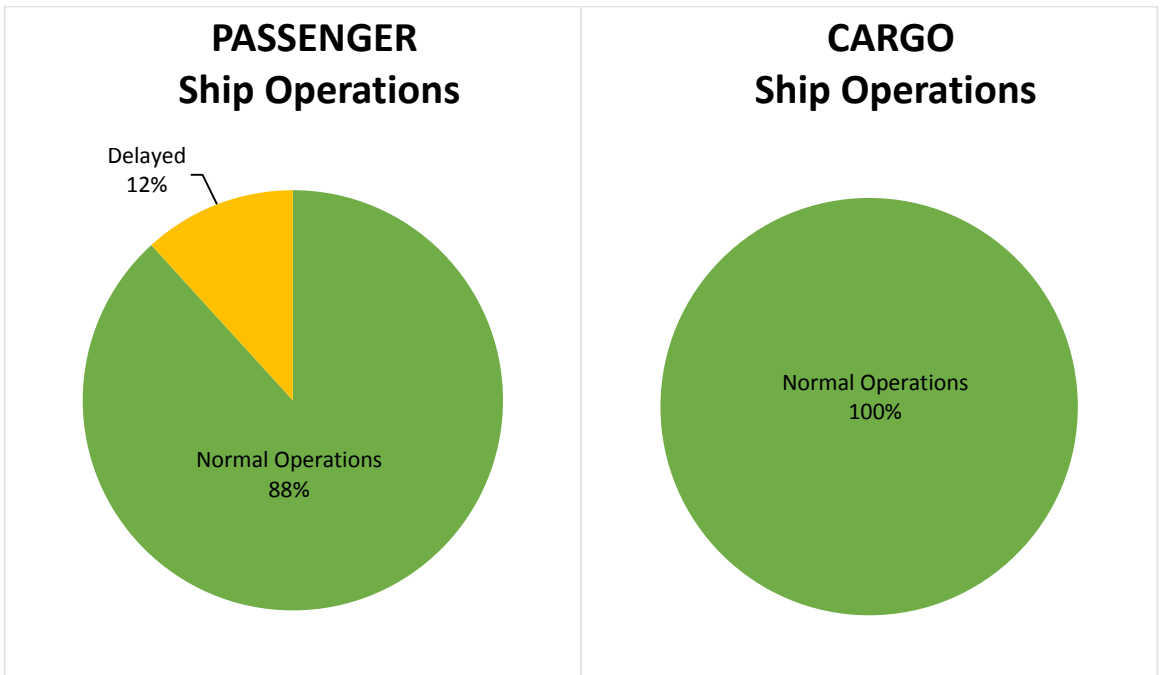
No shipping operations were not completed at the time of reporting.

## II. STATUS OF SHIPPING OPERATIONS BY CLASSIFICATION

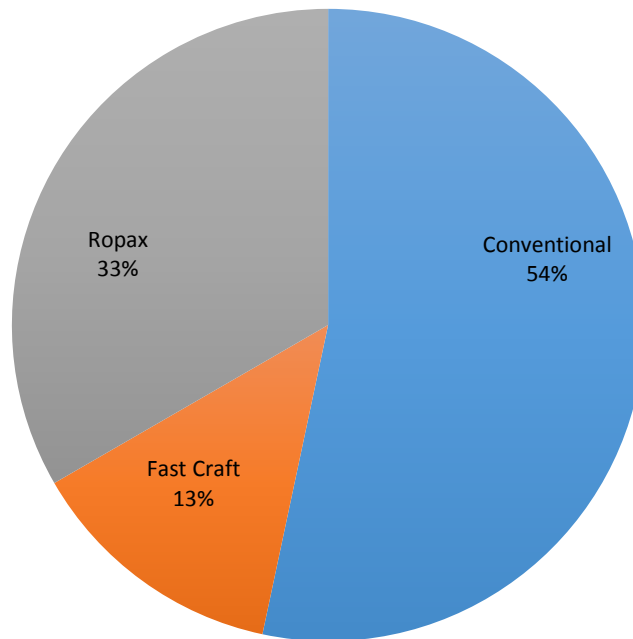
Region	Normal Operations		Cancelled		Delayed		Not Completed	
	Passenger	Cargo	Passenger	Cargo	Passenger	Cargo	Passenger	Cargo
<b>NCR</b>	-	-	-	-	2	-	-	-
<b>I</b>	-	-	-	-	-	-	-	-
<b>II</b>	-	-	-	-	-	-	-	-
<b>III</b>	-	-	-	-	-	-	-	-
<b>IV-A</b>	3	-	-	-	-	-	-	-
<b>IV-B</b>	2	-	-	-	-	-	-	-
<b>V</b>	-	-	-	-	-	-	-	-
<b>VI</b>	2	-	-	-	-	-	-	-
<b>VII</b>	-	-	-	-	-	-	-	-
<b>VIII</b>	8	11	-	-	-	-	-	-
<b>IX</b>	-	-	-	-	-	-	-	-
<b>X</b>	-	-	-	-	-	-	-	-
<b>XI</b>	-	-	-	-	-	-	-	-
<b>XII</b>	-	-	-	-	-	-	-	-
<b>XIII</b>	-	-	-	-	-	-	-	-
<b>ARMM</b>	-	-	-	-	-	-	-	-
<b>Total</b>	<b>15</b>	<b>11</b>	-	-	<b>2</b>	-	-	-

Based on the above table , 11 out of 11 (100%) cargo ships still operated normally – are 2 LCT ships, 6 Roro cargo ships and 3 other cargo.

Fifteen (15) passenger ships completed their voyage – 8 conventional passenger ships, 5 RoPax ships and 2 fast craft ferry completed their operations but mostly only carried cargoes during their voyage.



### Passenger Ship Types under Normal Operations



### Cargo Ship Types under Normal Operations

