



# MARITIME INDUSTRY AUTHORITY SITUATION REPORT -942

Passenger and Cargo Shipping Operations on 10/21/2022  
in areas under Alert Level 1 & 2

Data generated on 10/21/2022, 3:00:00 PM

## HIGHLIGHTS

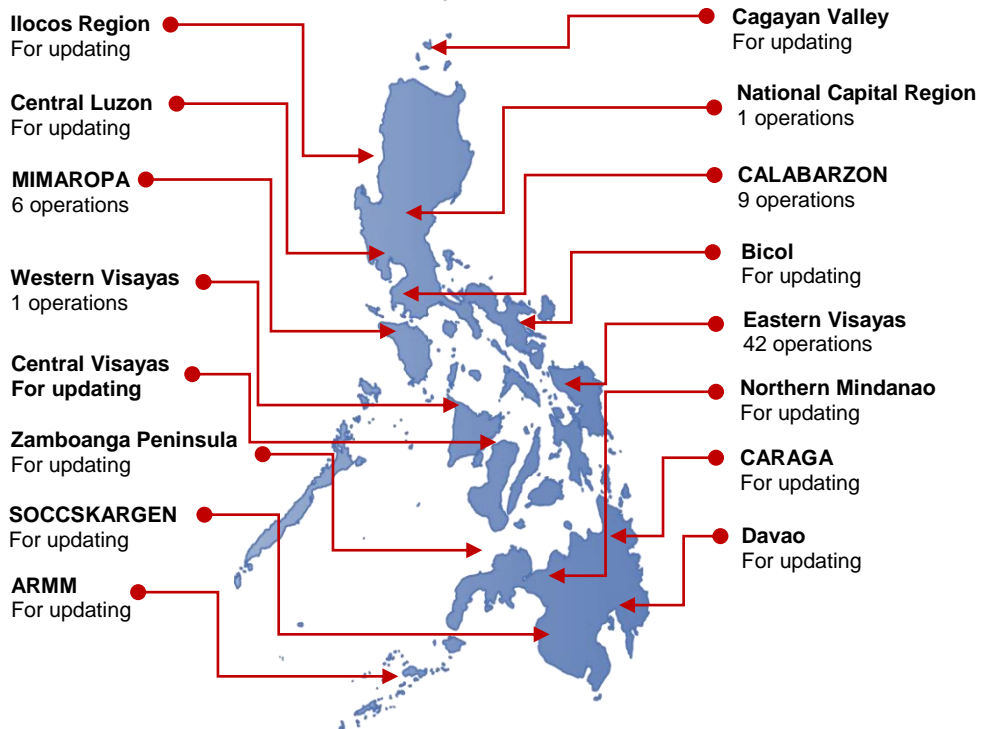
- Ninety-Five percent (100%) of passenger and cargo shipping operations were completed in accordance with the ships' CPC.
- With cargo shipping still operational, transport of goods is assured.

## PASSENGER AND CARGO SHIPPING IN NUMBERS

10/21/2022

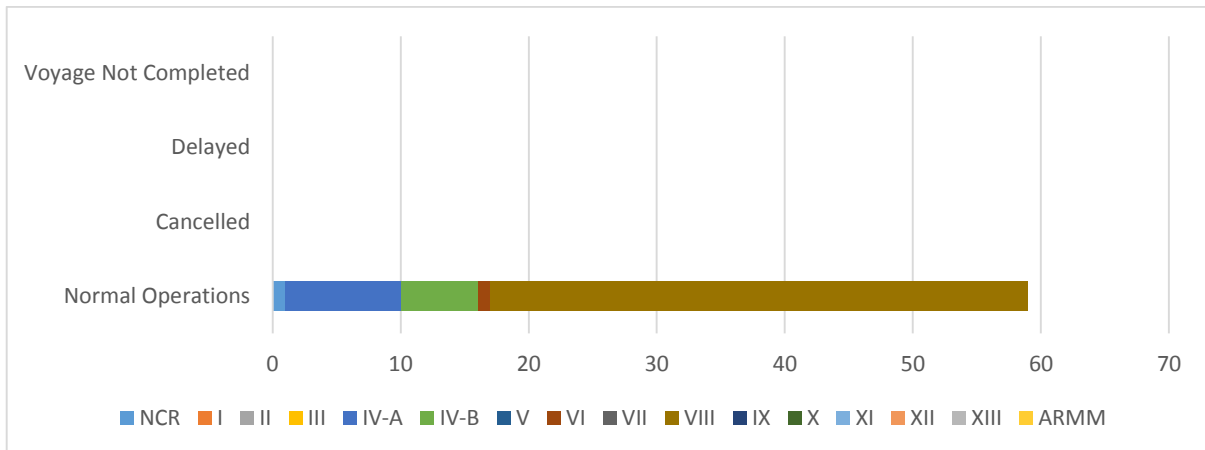
- 59** Shipping Operations Recorded
- 34** Passenger Ships Operated
- 25** Cargo Ships Operated
- 59** Ships Operated Normally
- 0** Operations Cancelled
- 0** Operations Delayed
- 0** Operation Uncompleted

## PASSENGER AND CARGO SHIPPING OPERATIONS IN THE PHILIPPINES



**Total of 59 Passenger and Cargo Shipping Operations**

## I. STATUS OF SHIPPING OPERATIONS NATIONWIDE



On 10/21/2022, there were 59 passenger and cargo shipping operations conducted wherein 59 or 100% were completed in accordance with their Certificate of Public Convenience (CPC).

Out of the 59 operations completed under normal conditions, the reported movements were mostly in the Eastern Visayas Region at 71% and CALABARZON Region at 15%.

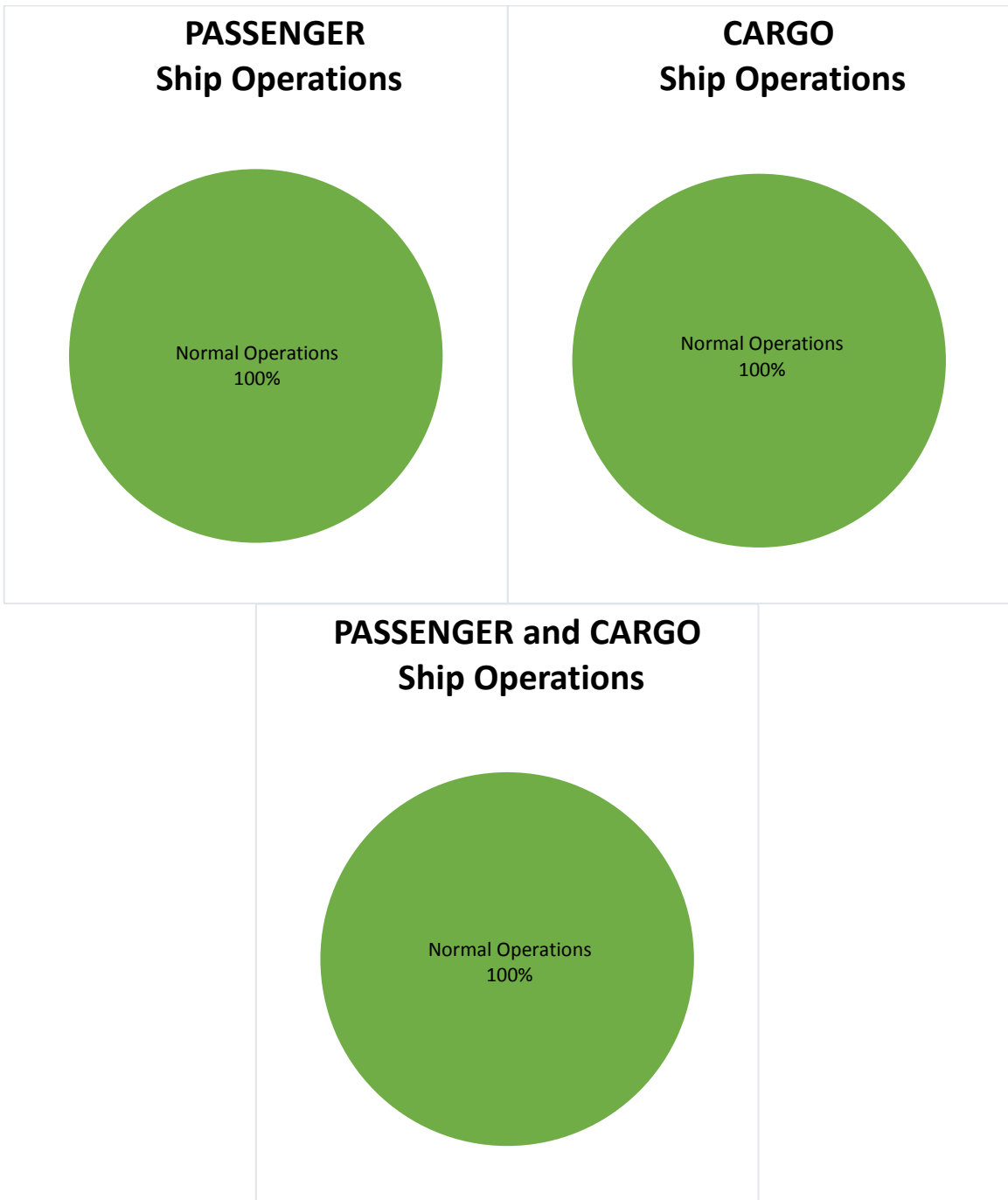
No shipping operations were not completed at the time of reporting.

## II. STATUS OF SHIPPING OPERATIONS BY CLASSIFICATION

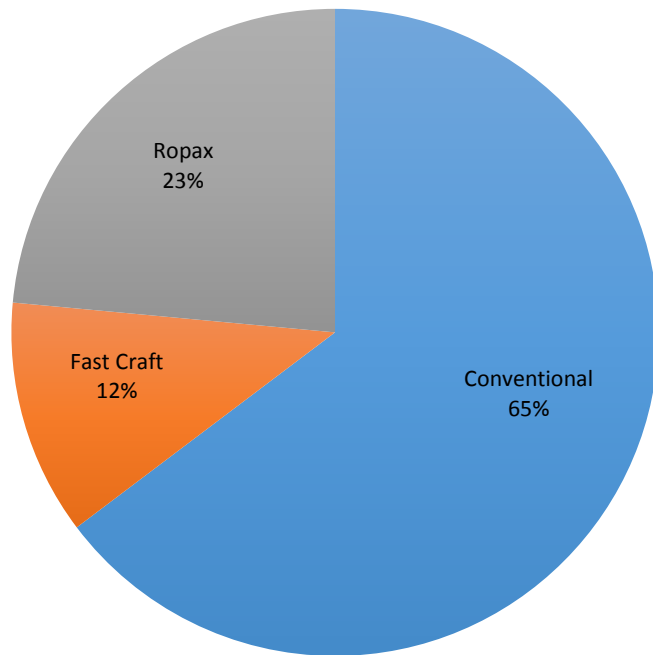
Region	Normal Operations		Cancelled		Delayed		Not Completed	
	Passenger	Cargo	Passenger	Cargo	Passenger	Cargo	Passenger	Cargo
<b>NCR</b>	1	5	0	0	0	1	0	0
<b>I</b>	0	0	0	0	0	0	0	0
<b>II</b>	0	0	0	0	0	0	0	0
<b>III</b>	0	4	0	0	0	0	0	0
<b>IV-A</b>	13	0	1	0	0	0	0	0
<b>IV-B</b>	17	0	1	0	0	0	0	0
<b>V</b>	23	1	0	0	0	0	0	0
<b>VI</b>	18	42	3	0	0	0	0	0
<b>VII</b>	0	24	13	1	17	0	0	0
<b>VIII</b>	31	0	6	0	0	0	0	0
<b>IX</b>	0	0	0	0	1	0	0	0
<b>X</b>	6	0	0	0	0	0	0	0
<b>XI</b>	0	1	0	0	0	0	0	0
<b>XII</b>	0	0	0	0	0	0	0	0
<b>XIII</b>	39	0	0	0	0	0	0	0
<b>ARMM</b>	0	0	0	0	0	0	0	0
<b>Total</b>	<b>148</b>	<b>77</b>	<b>24</b>	<b>1</b>	<b>18</b>	<b>1</b>	<b>0</b>	<b>0</b>

Based on the above table , 25 out of 25 (100%) cargo ships still operated normally – are 1 container ships, 6 LCT ships, 18 Roro cargo ships.

Thirty – four (34) passenger ships completed their voyage – 22 conventional passenger ships, 8 RoPax ships and 4 fast craft ferry completed their operations but mostly only carried cargoes during their voyage.



### Passenger Ship Types under Normal Operations



### Cargo Ship Types under Normal Operations

