



## MARITIME INDUSTRY AUTHORITY SITUATION REPORT -958

Passenger and Cargo Shipping Operations on 11/6/2022  
in areas under Alert Level 1 & 2

Data generated on 11/6/2022, 3:00:00 PM

### HIGHLIGHTS

- Ninety-Six percent (96%) of passenger and cargo shipping operations were completed in accordance with the ships' CPC.
- Four percent ( 4%) of the shipping operations were affected.
- Operations of passenger ships were more affected compared to cargo ships. 100% of the cargo shipping operations were completed under normal conditions compared to passenger ships at 93%.
- **With cargo shipping still operational, transport of goods is assured.**

### PASSENGER AND CARGO SHIPPING IN NUMBERS

11/6/2022

**50** Shipping Operations Recorded

**29** Passenger Ships Operated

**21** Cargo Ships Operated

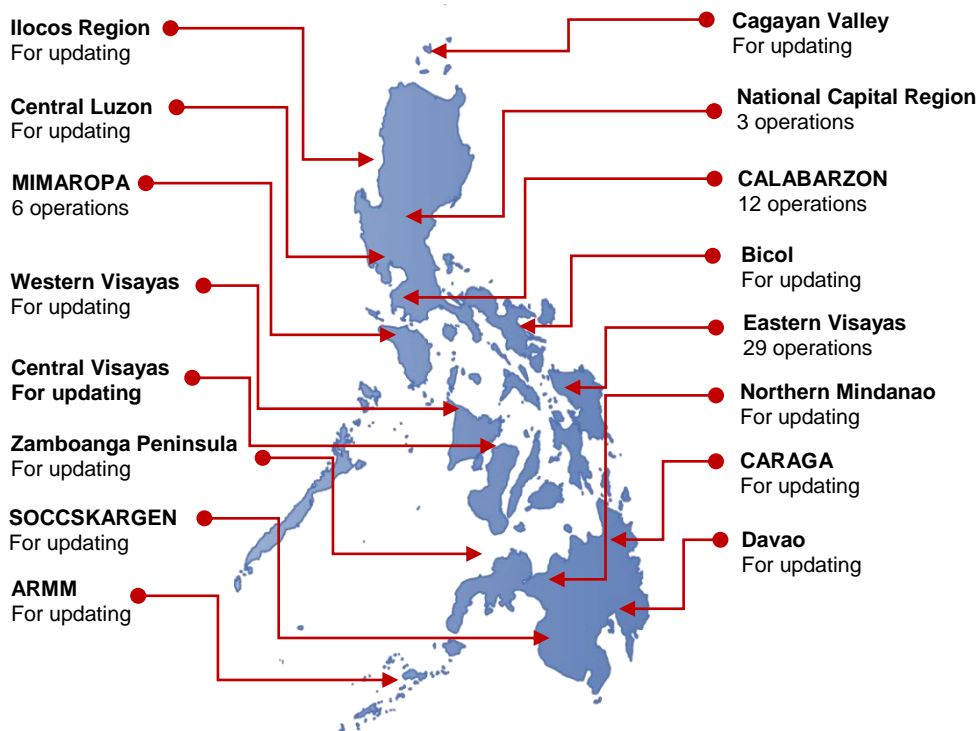
**48** Ships Operated Normally

**0** Operations Cancelled

**2** Operations Delayed

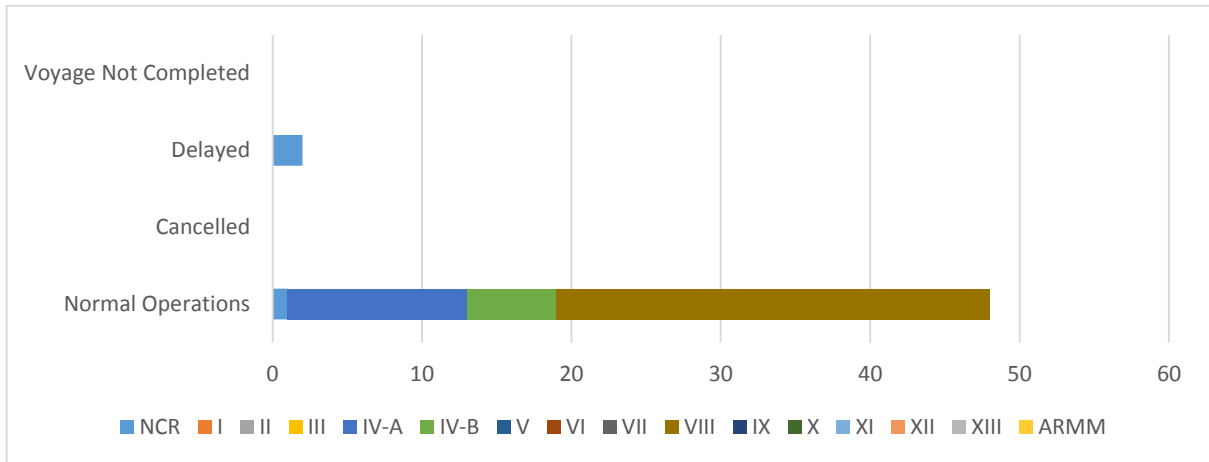
**0** Operation Uncompleted

### PASSENGER AND CARGO SHIPPING OPERATIONS IN THE PHILIPPINES



**Total of 50 Passenger and Cargo Shipping Operations**

## I. STATUS OF SHIPPING OPERATIONS NATIONWIDE



On 11/6/2022, there were 50 passenger and cargo shipping operations conducted wherein 48 or 96% were completed in accordance with their Certificate of Public Convenience (CPC).

Out of the 48 operations completed under normal conditions, the reported movements were mostly in the Eastern Visayas Region at 60% and CALABARZON Region at 25%.

Two (2) passenger ships or 7% encountered delays.

No shipping operations were not completed at the time of reporting.

## II. STATUS OF SHIPPING OPERATIONS BY CLASSIFICATION

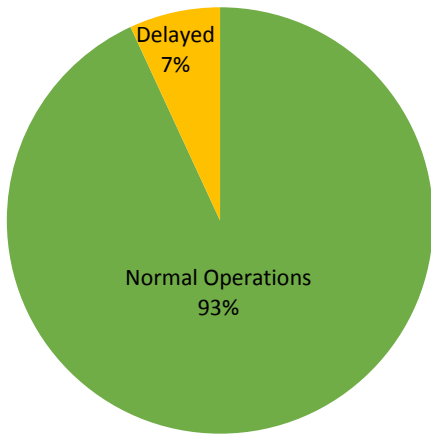
Region	Normal Operations		Cancelled		Delayed		Not Completed	
	Passenger	Cargo	Passenger	Cargo	Passenger	Cargo	Passenger	Cargo
<b>NCR</b>	-	1	-	-	2	-	-	-
<b>I</b>	-	-	-	-	-	-	-	-
<b>II</b>	-	-	-	-	-	-	-	-
<b>III</b>	-	-	-	-	-	-	-	-
<b>IV-A</b>	12	-	-	-	-	-	-	-
<b>IV-B</b>	6	-	-	-	-	-	-	-
<b>V</b>	-	-	-	-	-	-	-	-
<b>VI</b>	-	-	-	-	-	-	-	-
<b>VII</b>	-	-	-	-	-	-	-	-
<b>VIII</b>	9	20	-	-	-	-	-	-
<b>IX</b>	-	-	-	-	-	-	-	-
<b>X</b>	-	-	-	-	-	-	-	-
<b>XI</b>	-	-	-	-	-	-	-	-
<b>XII</b>	-	-	-	-	-	-	-	-
<b>XIII</b>	-	-	-	-	-	-	-	-
<b>ARMM</b>	-	-	-	-	-	-	-	-
<b>Total</b>	<b>27</b>	<b>21</b>	-	-	<b>2</b>	-	-	-

Based on the above table , 21 out of 21 (100%) cargo ships still operated normally – are 1 container ships, 2 LCT ships, 18 Roro cargo ships.

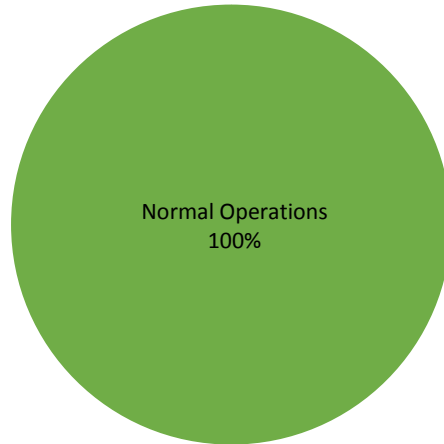
Twenty – seven (27) passenger ships completed their voyage – 21 conventional passenger ships, 4 RoPax ships and 2 fast craft ferry completed their operations but mostly only carried cargoes during their voyage.

Meanwhile out of the 29 passenger ships, 7% were affected by the measures adopted in view of COVID-19. These measures caused either the cancellation, delay, or uncompleted operations of 2 passenger ships.

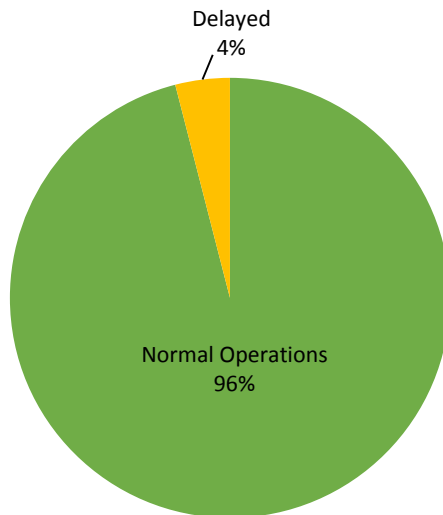
**PASSENGER  
Ship Operations**



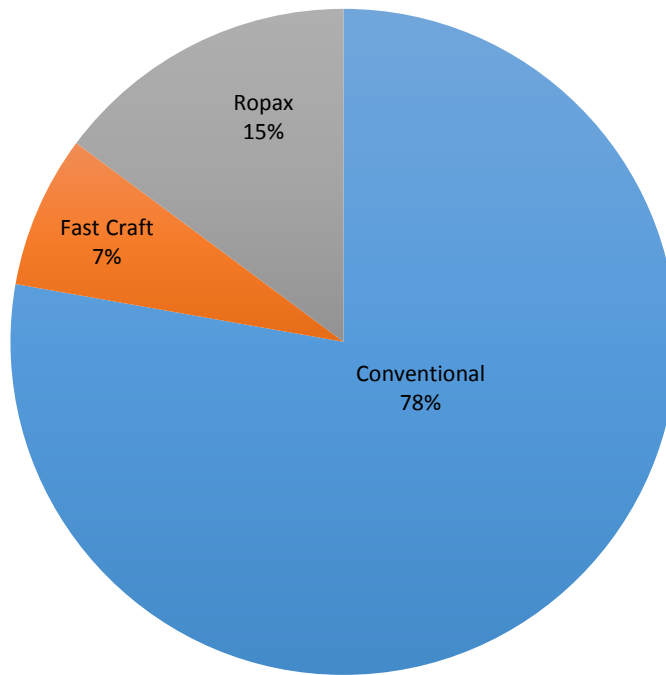
**CARGO  
Ship Operations**



**PASSENGER and CARGO  
Ship Operations**



### Passenger Ship Types under Normal Operations



### Cargo Ship Types under Normal Operations

