



MARITIME INDUSTRY AUTHORITY SITUATION REPORT -992

Passenger and Cargo Shipping Operations on 12/10/2022
in areas under Alert Level 1 & 2

Data generated on 12/10/2022, 3:00:00 PM

HIGHLIGHTS

- Ninety-Seven percent (97%) of passenger and cargo shipping operations were completed in accordance with the ships' CPC.
- Three percent (3%) of the shipping operations were affected.
- Operations of passenger ships were more affected compared to cargo ships. 100% of the cargo shipping operations were completed under normal conditions compared to passenger ships at 95%.
- **With cargo shipping still operational, transport of goods is assured.**

PASSENGER AND CARGO SHIPPING IN NUMBERS

12/10/2022

105 Shipping Operations Recorded

55 Passenger Ships Operated

50 Cargo Ships Operated

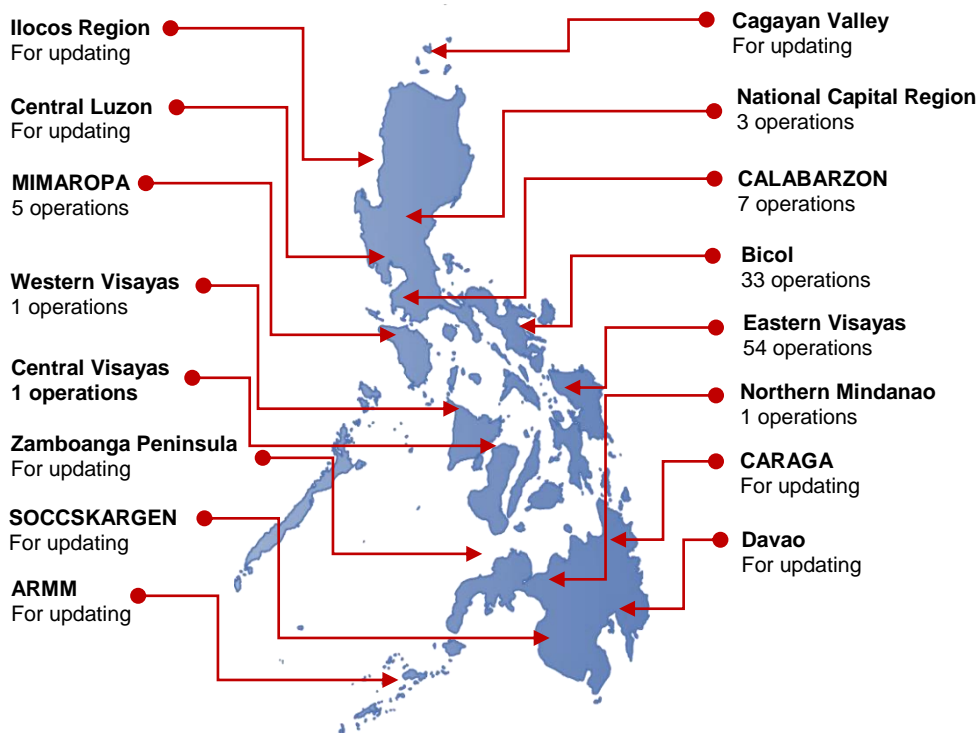
102 Ships Operated Normally

0 Operations Cancelled

3 Operations Delayed

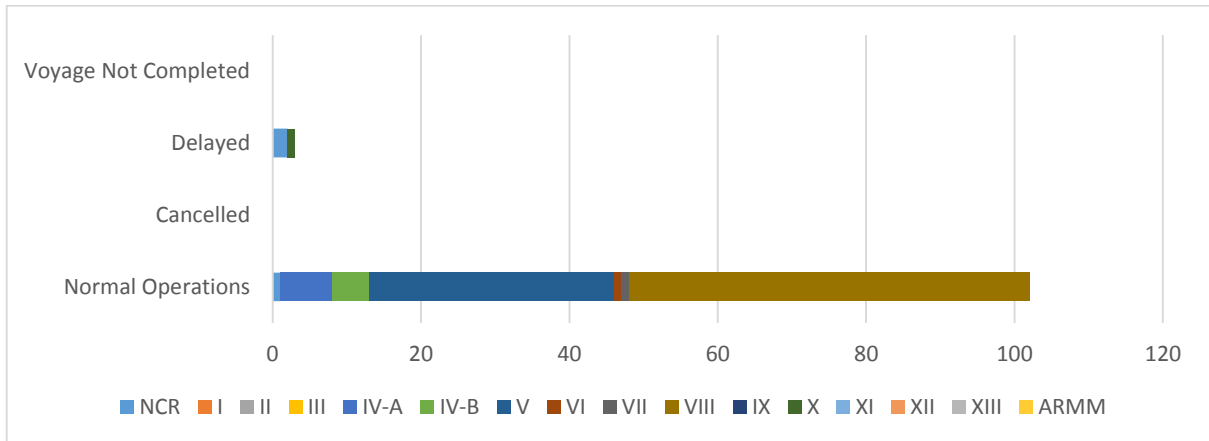
0 Operation Uncompleted

PASSENGER AND CARGO SHIPPING OPERATIONS IN THE PHILIPPINES



Total of 105 Passenger and Cargo Shipping Operations

I. STATUS OF SHIPPING OPERATIONS NATIONWIDE



On 12/10/2022, there were 105 passenger and cargo shipping operations conducted wherein 102 or 97% were completed in accordance with their Certificate of Public Convenience (CPC).

Out of the 102 operations completed under normal conditions, the reported movements were mostly in the Eastern Visayas Region at 53% and Bicol Region at 32%.

Three (3) passenger ships or 5% encountered delays.

No shipping operations were not completed at the time of reporting.

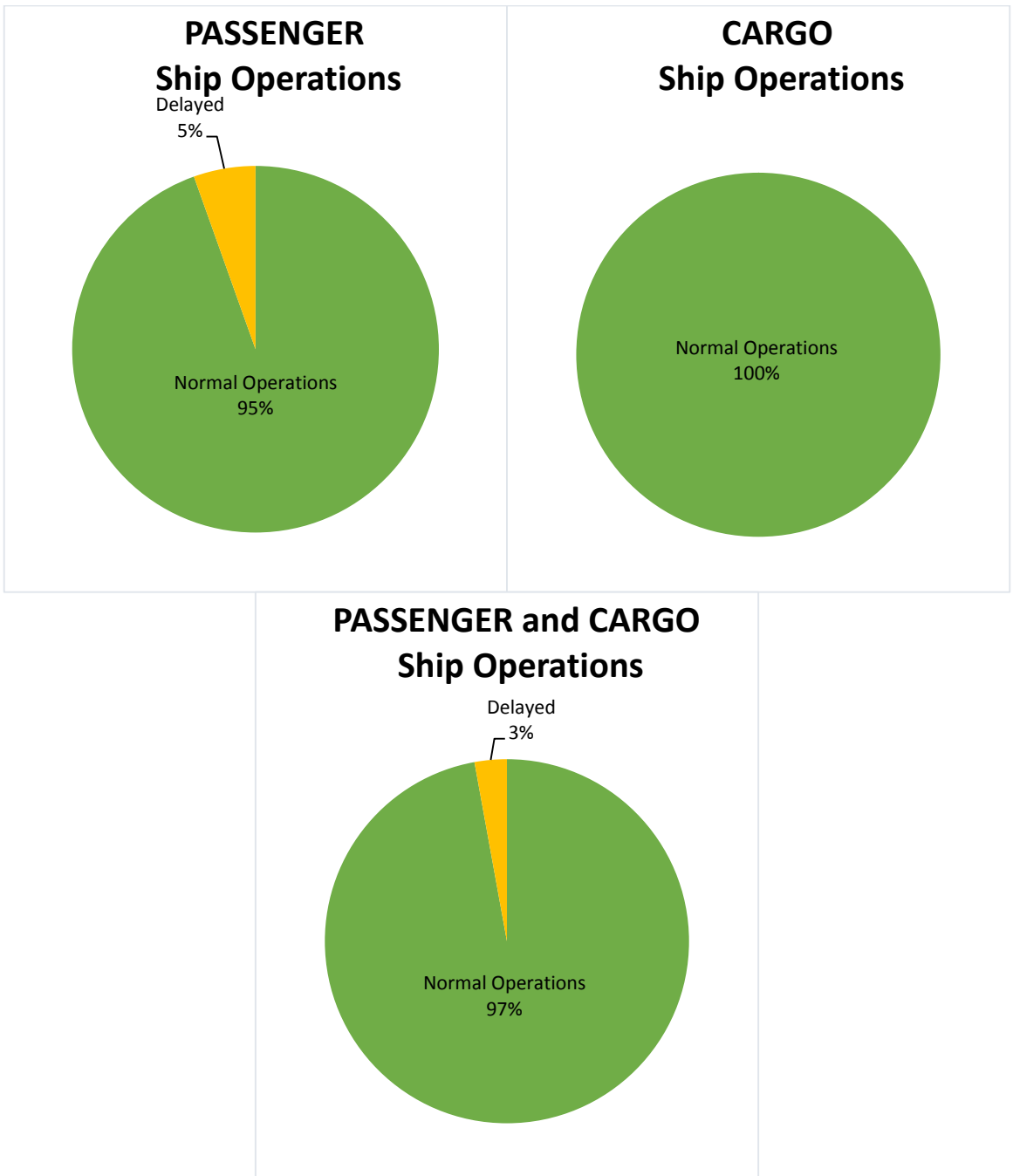
II. STATUS OF SHIPPING OPERATIONS BY CLASSIFICATION

Region	Normal Operations		Cancelled		Delayed		Not Completed	
	Passenger	Cargo	Passenger	Cargo	Passenger	Cargo	Passenger	Cargo
NCR	1	-	-	-	2	-	-	-
I	-	-	-	-	-	-	-	-
II	-	-	-	-	-	-	-	-
III	-	-	-	-	-	-	-	-
IV-A	7	-	-	-	-	-	-	-
IV-B	5	-	-	-	-	-	-	-
V	12	21	-	-	-	-	-	-
VI	1	-	-	-	-	-	-	-
VII	-	1	-	-	-	-	-	-
VIII	26	28	-	-	-	-	-	-
IX	-	-	-	-	-	-	-	-
X	-	-	-	-	1	-	-	-
XI	-	-	-	-	-	-	-	-
XII	-	-	-	-	-	-	-	-
XIII	-	-	-	-	-	-	-	-
ARMM	-	-	-	-	-	-	-	-
Total	52	50	-	-	3	-	-	-

Based on the above table , 50 out of 50 (100%) cargo ships still operated normally – are 12 LCT ships, 37 Roro cargo ships and 1 other cargo.

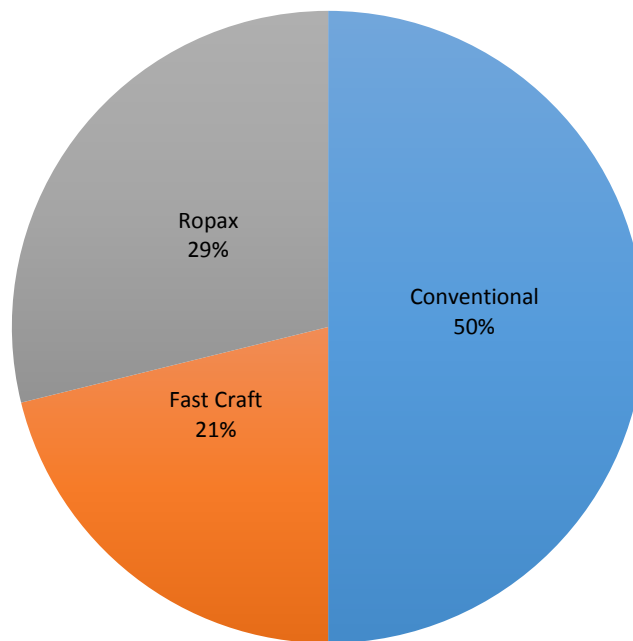
Fifty – two (52) passenger ships completed their voyage – 26 conventional passenger ships, 15 RoPax ships and 11 fast craft ferry completed their operations but mostly only carried cargoes during their voyage.

Meanwhile out of the 55 passenger ships, 5% were affected by the measures adopted in view of COVID-19. These measures caused either the cancellation, delay, or uncompleted operations of 3 passenger ships.



Note: All data are based on the inputs coming from MROs and Shipping Companies.

Passenger Ship Types under Normal Operations



Cargo Ship Types under Normal Operations

