



MARITIME INDUSTRY AUTHORITY
WEEKLY SUMMARY SITUATION REPORT - Summary 148
 Passenger and Cargo Shipping Operations on Jan. 13-19, 2023
 in areas under Alert Level 1 & 2
Data generated on Jan. 13-19, 2023, 3:00 PM

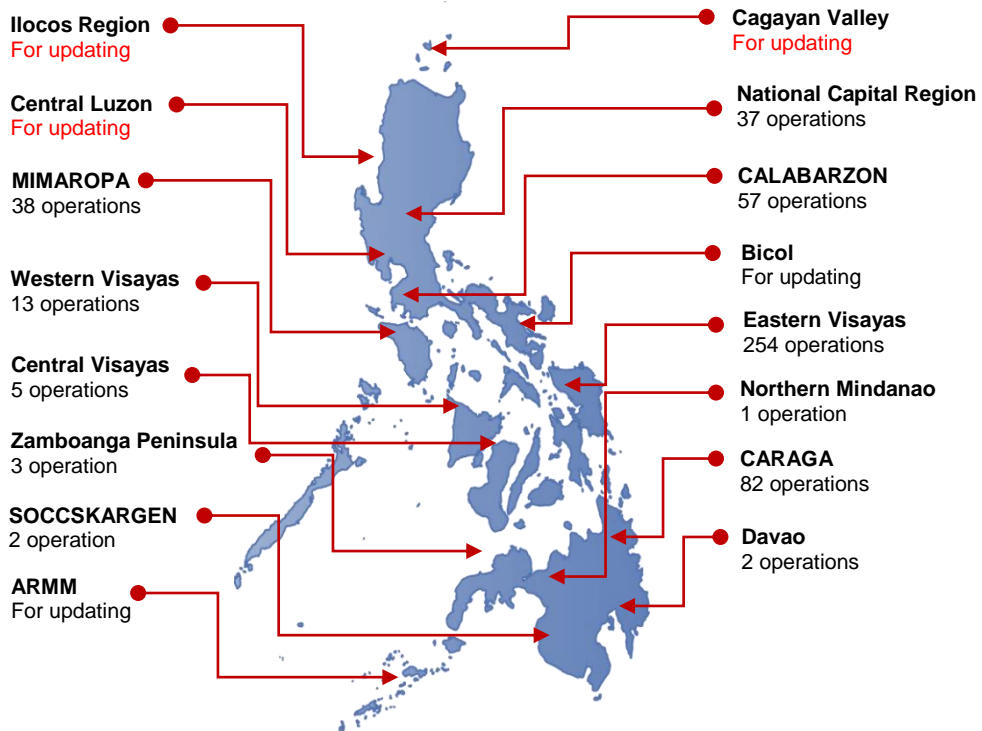
HIGHLIGHTS

- Ninety-eight percent (98%) of passenger and cargo shipping operations were completed in accordance with the ships' CPC.
- Two percent (2%) of the shipping operations were affected.
- Operations of passenger ships were more affected compared to cargo ships. 100% of the cargo shipping operations were completed under normal conditions compared to passenger ships at 96%.
- Daily average passenger and cargo ship operations are 121 completed under normal conditions, 0 cancelled trips, 3 delayed and 0 not completed voyage.
- **With cargo shipping still operational, transport of goods is assured.**

PASSENGER AND CARGO SHIPPING IN NUMBERS
Jan. 13-19, 2023

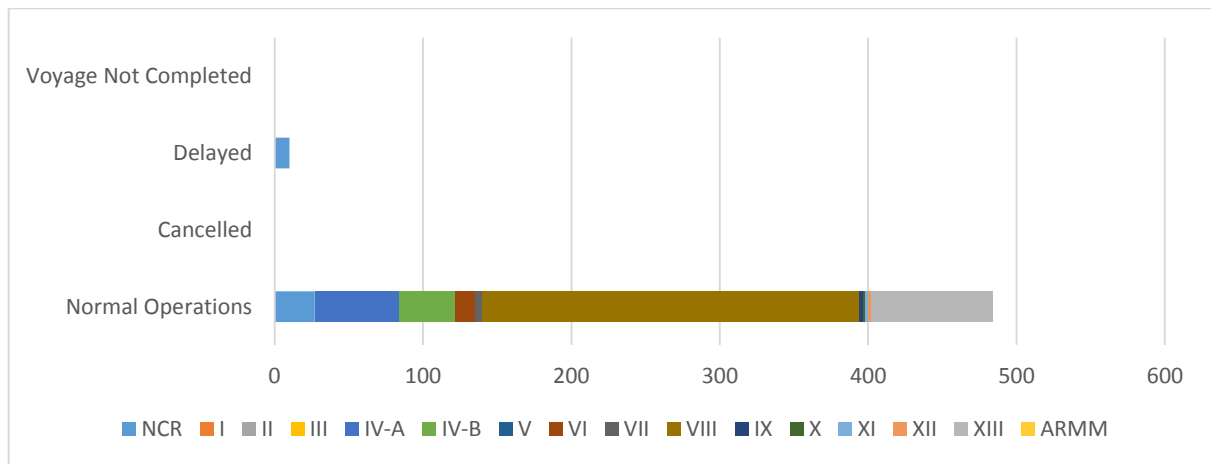
- 494** Shipping Operations Recorded
- 238** Passenger Ships Operated
- 256** Cargo Ships Operated
- 484** Ships Operated Normally
- 0** Operations Cancelled
- 10** Operations Delayed
- 0** Operation Uncompleted

**PASSENGER AND CARGO SHIPPING OPERATIONS IN THE PHILIPPINES
IN AREAS UNDER ALERT LEVEL 1 & 2**



Total of 494 Passenger and Cargo Shipping Operations

I. STATUS OF SHIPPING OPERATIONS NATIONWIDE



On Jan. 13-19, 2023, there were 494 passenger and cargo shipping operations conducted wherein 484 or 98% were completed in accordance with their Certificate of Public Convenience (CPC).

Out of the 484 operations completed under normal conditions, the reported movements were mostly in the Eastern Visayas Region at 52% and CARAGA Region at 17%.

Ten (10) passenger ships or 4% encountered delays.

No shipping operations were not completed at the time of reporting, as the respective ships were still underway.

II. STATUS OF SHIPPING OPERATIONS BY CLASSIFICATION

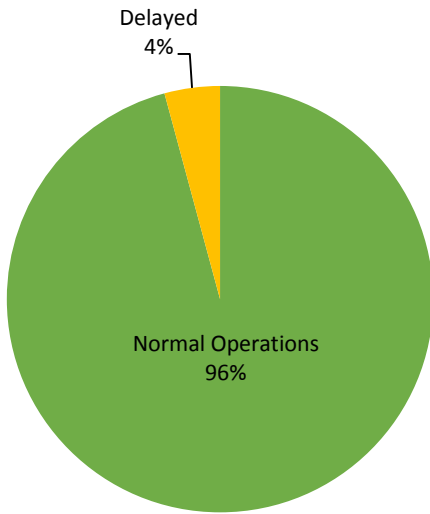
Region	Normal Operations		Cancelled		Delayed		Not Completed	
	Passenger	Cargo	Passenger	Cargo	Passenger	Cargo	Passenger	Cargo
NCR	9	18	-	-	10	-	-	-
I	-	-	-	-	-	-	-	-
II	-	-	-	-	-	-	-	-
III	-	-	-	-	-	-	-	-
IV-A	57	-	-	-	-	-	-	-
IV-B	38	-	-	-	-	-	-	-
V	-	-	-	-	-	-	-	-
VI	8	5	-	-	-	-	-	-
VII	-	5	-	-	-	-	-	-
VIII	116	138	-	-	-	-	-	-
IX	-	3	-	-	-	-	-	-
X	-	1	-	-	-	-	-	-
XI	-	2	-	-	-	-	-	-
XII	-	2	-	-	-	-	-	-
XIII	-	82	-	-	-	-	-	-
ARMM	-	-	-	-	-	-	-	-
Total	228	256	-	-	10	-	-	-

Amid the measures in place due to MGCQ, and GCQ, 256 out of 256 (100%) cargo ships still operated normally – are 36 container ships, 11 general cargo ships, 30 LCT ships, 179 Roro cargo ships.

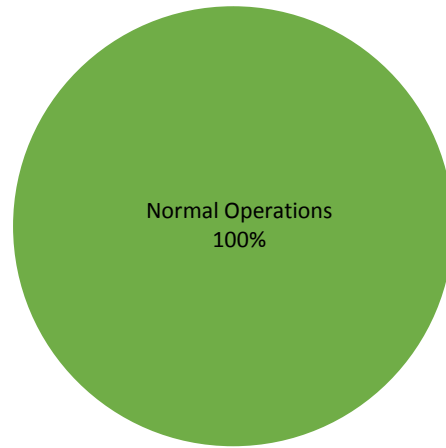
Two hundred twenty eight (228) passenger ships completed their voyage – 148 conventional passenger ships, 52 RoPax ships and 28 fast craft ferry completed their operations but mostly only carried cargoes during their voyage.

Meanwhile out of the 238 passenger ships, 4% were affected by the measures adopted in view of COVID-19. These measures caused either the cancellation, delay, or uncompleted operations of 10 passenger ships.

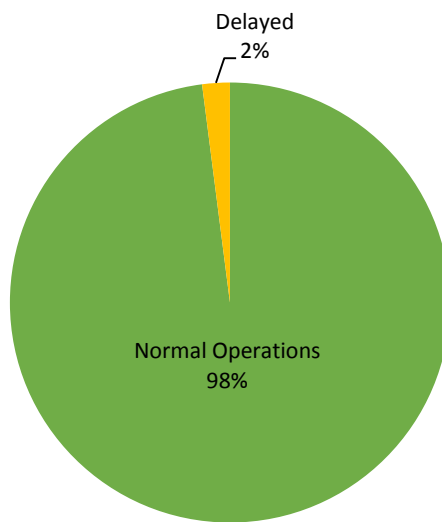
PASSENGER Ship Operations



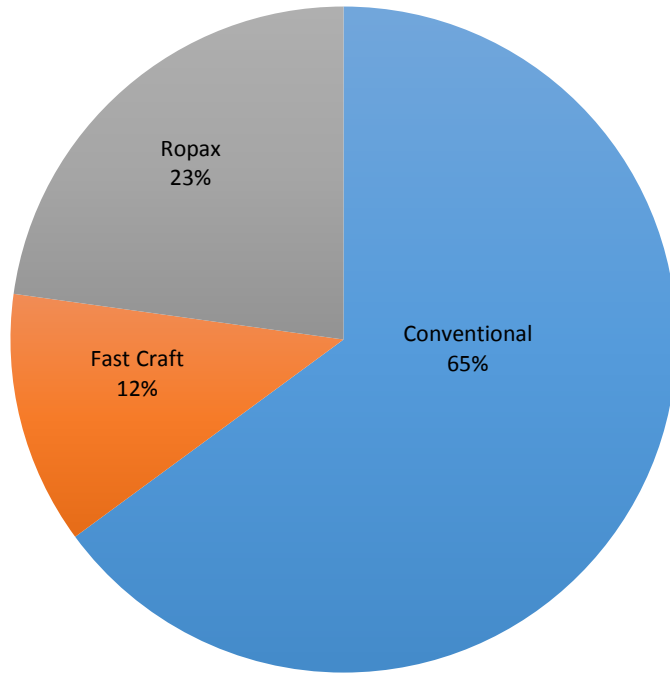
CARGO Ship Operations



PASSENGER and CARGO Ship Operations



Passenger Ship Types under Normal Operations



Cargo Ship Types under Normal Operations

