



MARITIME INDUSTRY AUTHORITY
WEEKLY SUMMARY SITUATION REPORT - Summary 161
 Passenger and Cargo Shipping Operations on Apr. 14 - 20, 2023
 in areas under Alert Level 1 & 2
Data generated on Apr. 14 - 20, 2023, 3:00 PM

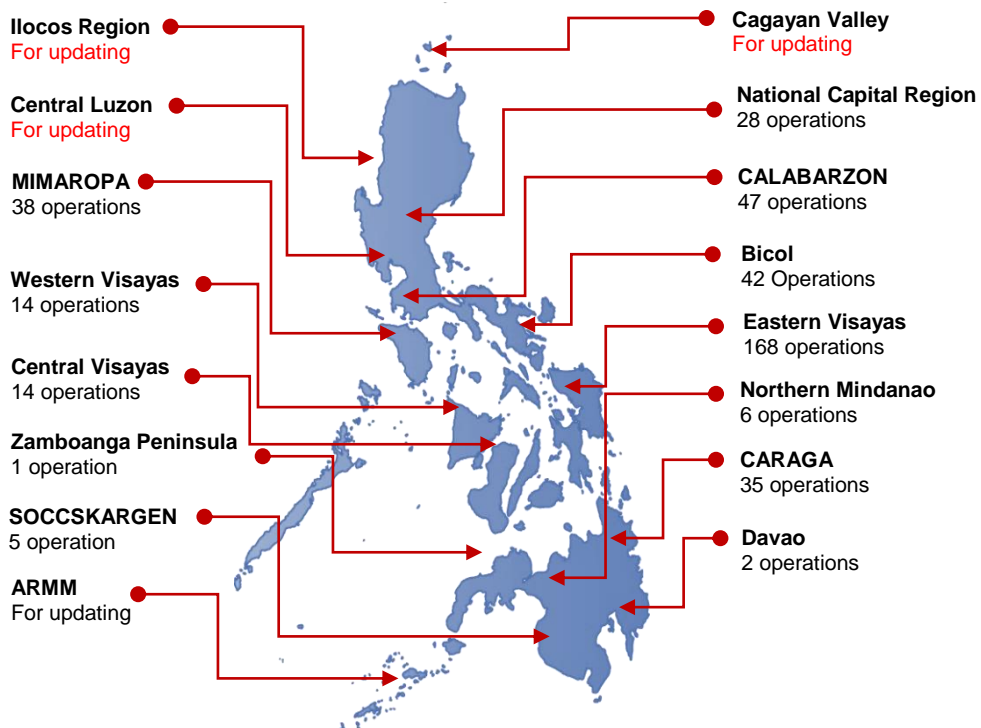
HIGHLIGHTS

- Ninety-seven percent (97%) of passenger and cargo shipping operations were completed in accordance with the ships' CPC.
- Three percent (3%) of the shipping operations were affected.
- Operations of passenger ships were more affected compared to cargo ships. 100% of the cargo shipping operations were completed under normal conditions compared to passenger ships at 95%.
- Daily average passenger and cargo ship operations are 97 completed under normal conditions, cancelled trips, 3 delayed and 0 not completed voyage.
- **With cargo shipping still operational, transport of goods is assured.**

PASSENGER AND CARGO SHIPPING IN NUMBERS
Apr. 14 - 20, 2023

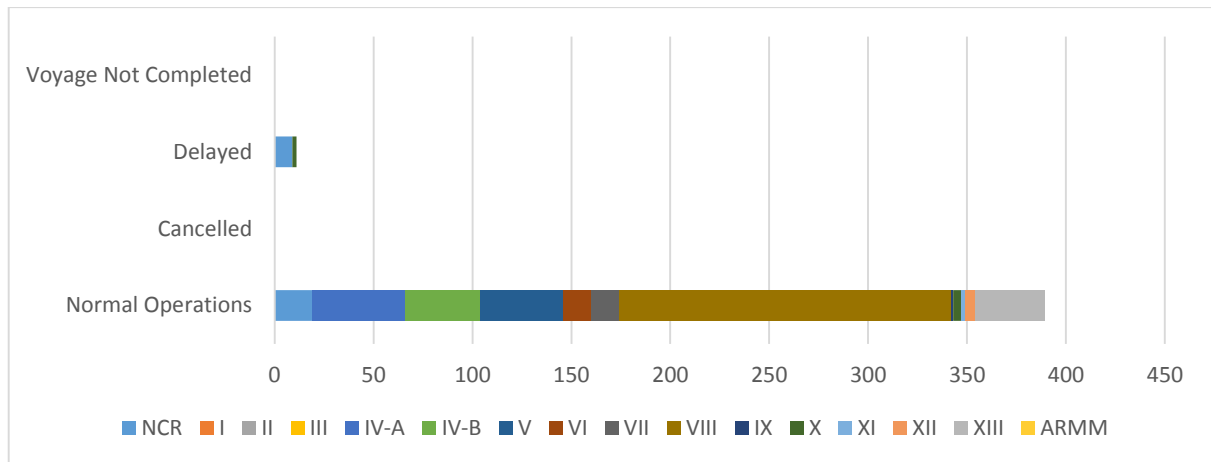
- 400** Shipping Operations Recorded
- 202** Passenger Ships Operated
- 198** Cargo Ships Operated
- 389** Ships Operated Normally
- 0** Operations Cancelled
- 11** Operations Delayed
- 0** Operation Uncompleted

**PASSENGER AND CARGO SHIPPING OPERATIONS IN THE PHILIPPINES
IN AREAS UNDER ALERT LEVEL 1 & 2**



Total of 400 Passenger and Cargo Shipping Operations

I. STATUS OF SHIPPING OPERATIONS NATIONWIDE



On Apr. 14 - 20, 2023, there were 400 passenger and cargo shipping operations conducted wherein 389 or 97% were completed in accordance with their Certificate of Public Convenience (CPC).

Out of the 389 operations completed under normal conditions, the reported movements were mostly in the Eastern Visayas Region at 43% and CALABARZON Region at 12%.

Eleven (11) passenger ships or 5% encountered delays.

No shipping operations were not completed at the time of reporting, as the respective ships were still underway.

II. STATUS OF SHIPPING OPERATIONS BY CLASSIFICATION

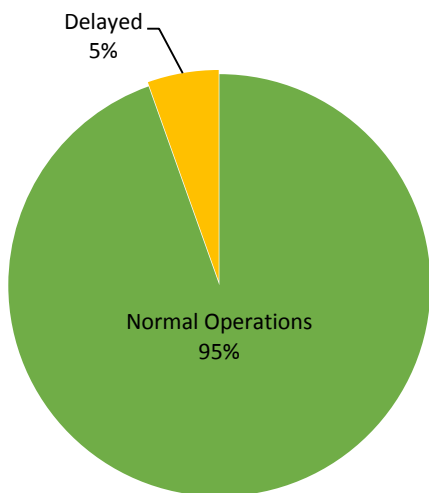
Region	Normal Operations		Cancelled		Delayed		Not Completed	
	Passenger	Cargo	Passenger	Cargo	Passenger	Cargo	Passenger	Cargo
NCR	3	16	-	-	9	-	-	-
I	-	-	-	-	-	-	-	-
II	-	-	-	-	-	-	-	-
III	-	-	-	-	-	-	-	-
IV-A	47	-	-	-	-	-	-	-
IV-B	36	2	-	-	-	-	-	-
V	16	26	-	-	-	-	-	-
VI	7	7	-	-	-	-	-	-
VII	5	9	-	-	-	-	-	-
VIII	77	91	-	-	-	-	-	-
IX	-	1	-	-	-	-	-	-
X	-	4	-	-	2	-	-	-
XI	-	2	-	-	-	-	-	-
XII	-	5	-	-	-	-	-	-
XIII	-	35	-	-	-	-	-	-
ARMM	-	-	-	-	-	-	-	-
Total	191	198	-	-	11	-	-	-

Amid the measures in place due to MGCQ, and GCQ, 198 out of 198 (100%) cargo ships still operated normally – are 40 container ships, 36 LCT ships, 122 Roro cargo ships.

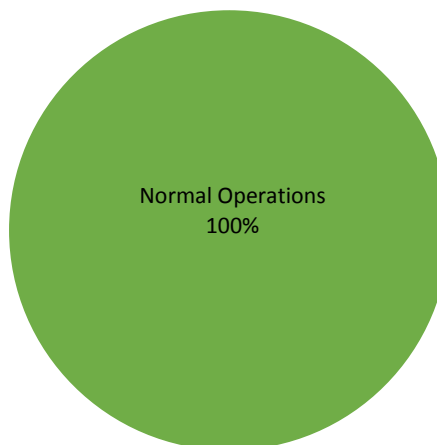
One hundred and ninety one (191) passenger ships completed their voyage – 114 conventional passenger ships, 49 RoPax ships and 28 fast craft ferry completed their operations but mostly only carried cargoes during their voyage.

Meanwhile out of the 202 passenger ships, 5% were affected by the measures adopted in view of COVID-19. These measures caused either the cancellation, delay, or uncompleted operations of 11 passenger ships.

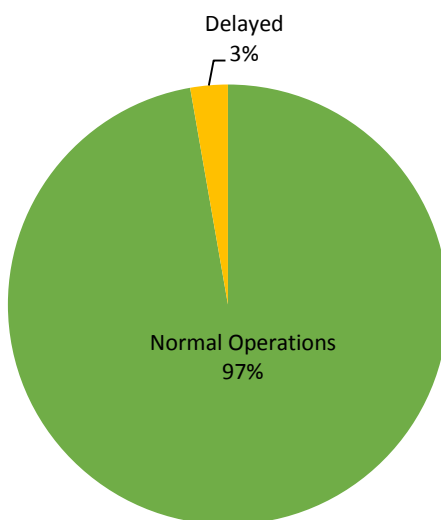
PASSENGER Ship Operations



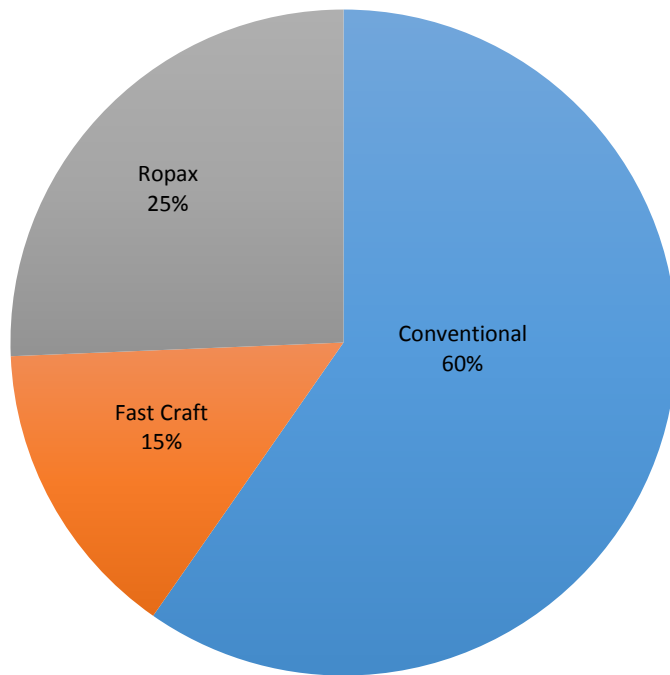
CARGO Ship Operations



PASSENGER and CARGO Ship Operations



Passenger Ship Types under Normal Operations



Cargo Ship Types under Normal Operations

