



**MARITIME INDUSTRY AUTHORITY
WEEKLY SUMMARY SITUATION REPORT - Summary 163**

Passenger and Cargo Shipping Operations on Apr. 28 - May 04, 2023
in areas under Alert Level 1 & 2

Data generated on Apr. 28 - May 04, 2023, 3:00 PM

HIGHLIGHTS

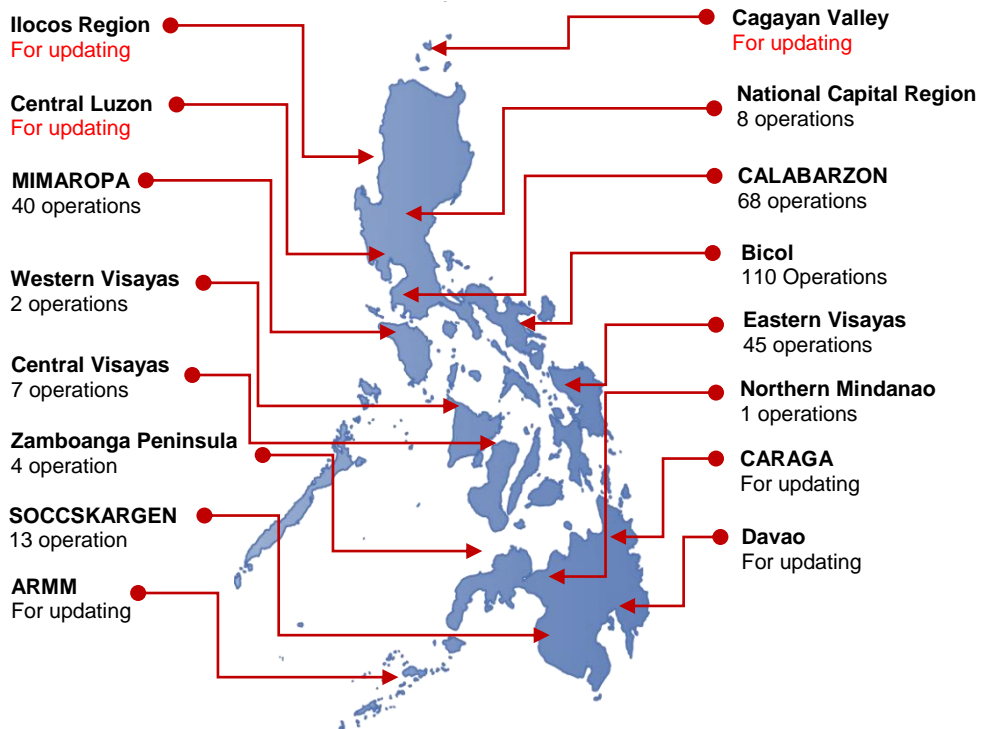
- Ninety-eight percent (98%) of passenger and cargo shipping operations were completed in accordance with the ships' CPC.
- Two percent (2%) of the shipping operations were affected.
- Operations of passenger ships were more affected compared to cargo ships. 100% of the cargo shipping operations were completed under normal conditions compared to passenger ships at 96%.
- Daily average passenger and cargo ship operations are 135 completed under normal conditions, 0 cancelled trips, 3 delayed and 0 not completed voyage.
- **With cargo shipping still operational, transport of goods is assured.**

PASSENGER AND CARGO SHIPPING IN NUMBERS

Apr. 28 - May 04, 2023

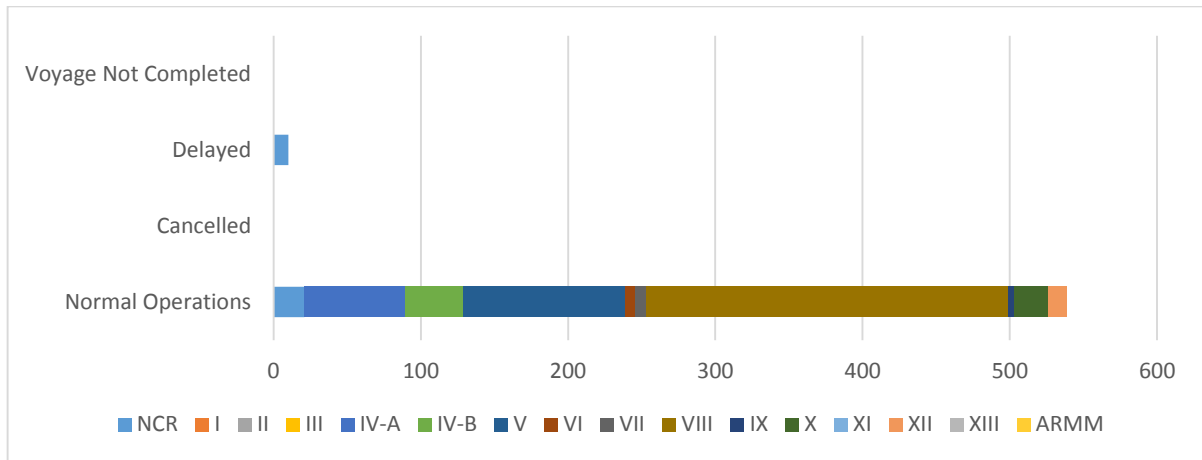
- 549** Shipping Operations Recorded
- 257** Passenger Ships Operated
- 292** Cargo Ships Operated
- 539** Ships Operated Normally
- 0** Operations Cancelled
- 10** Operations Delayed
- 0** Operation Uncompleted

**PASSENGER AND CARGO SHIPPING OPERATIONS IN THE PHILIPPINES
IN AREAS UNDER ALERT LEVEL 1 & 2**



Total of 549 Passenger and Cargo Shipping Operations

I. STATUS OF SHIPPING OPERATIONS NATIONWIDE



On Apr. 28 - May 04, 2023, there were 549 passenger and cargo shipping operations conducted wherein 539 or 98% were completed in accordance with their Certificate of Public Convenience (CPC).

Out of the 539 operations completed under normal conditions, the reported movements were mostly in the Eastern Visayas Region at 46% and Bicol Region at 20%.

Ten (10) passenger ships or 4% encountered delays.

No shipping operations were not completed at the time of reporting, as the respective ships were still underway.

II. STATUS OF SHIPPING OPERATIONS BY CLASSIFICATION

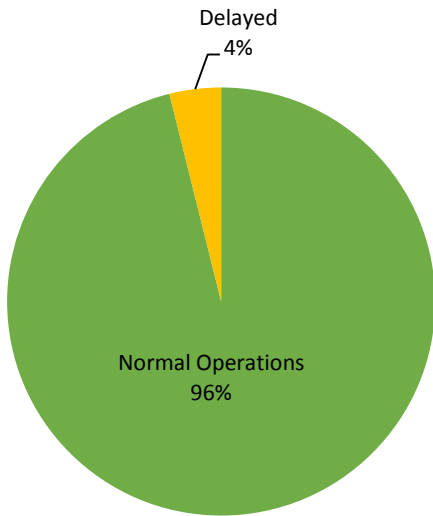
Region	Normal Operations		Cancelled		Delayed		Not Completed	
	Passenger	Cargo	Passenger	Cargo	Passenger	Cargo	Passenger	Cargo
NCR	6	15	-	-	10	-	-	-
I	-	-	-	-	-	-	-	-
II	-	-	-	-	-	-	-	-
III	-	-	-	-	-	-	-	-
IV-A	68	-	-	-	-	-	-	-
IV-B	40	-	-	-	-	-	-	-
V	28	82	-	-	-	-	-	-
VI	4	3	-	-	-	-	-	-
VII	1	6	-	-	-	-	-	-
VIII	100	146	-	-	-	-	-	-
IX	-	4	-	-	-	-	-	-
X	-	23	-	-	-	-	-	-
XI	-	-	-	-	-	-	-	-
XII	-	13	-	-	-	-	-	-
XIII	-	-	-	-	-	-	-	-
ARMM	-	-	-	-	-	-	-	-
Total	247	292	-	-	10	-	-	-

Amid the measures in place due to MGCQ, and GCQ, 292 out of 292 (100%) cargo ships still operated normally – are 33 container ships, 43 LCT ships, 1 oil tanker, 208 Roro cargo ships.

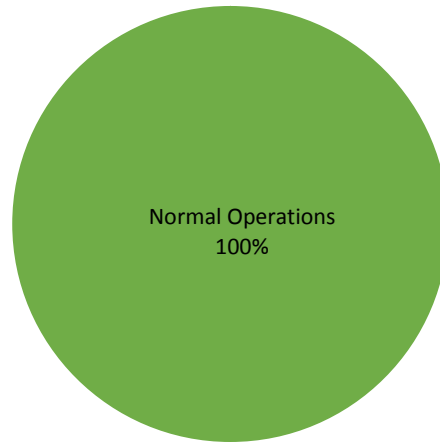
Two hundred forty -seven (247) passenger ships completed their voyage – 158 conventional passenger ships, 56 RoPax ships and 33 fast craft ferry completed their operations but mostly only carried cargoes during their voyage.

Meanwhile out of the 257 passenger ships, 4% were affected by the measures adopted in view of COVID-19. These measures caused either the cancellation, delay, or uncompleted operations of 10 passenger ships.

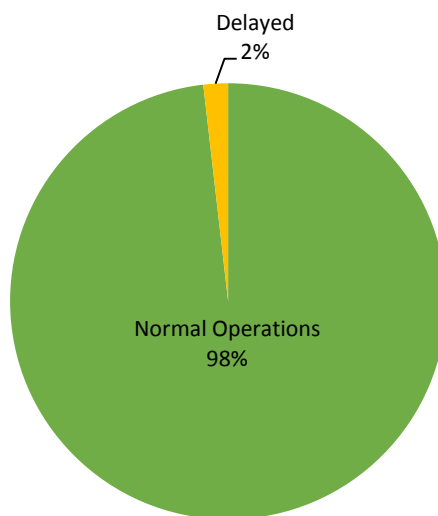
PASSENGER Ship Operations



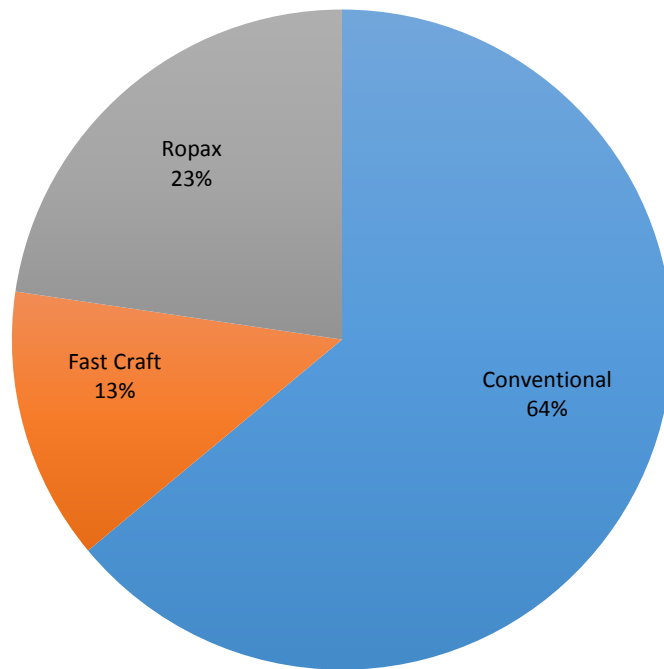
CARGO Ship Operations



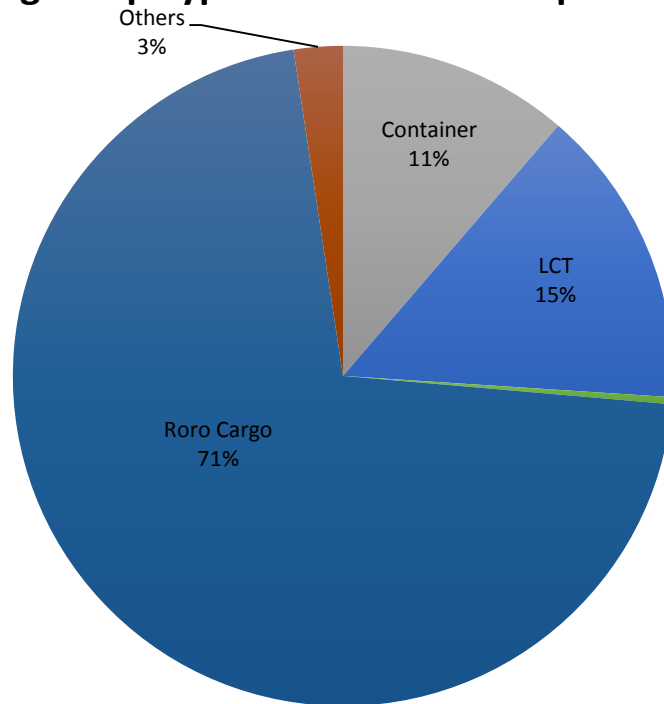
PASSENGER and CARGO Ship Operations



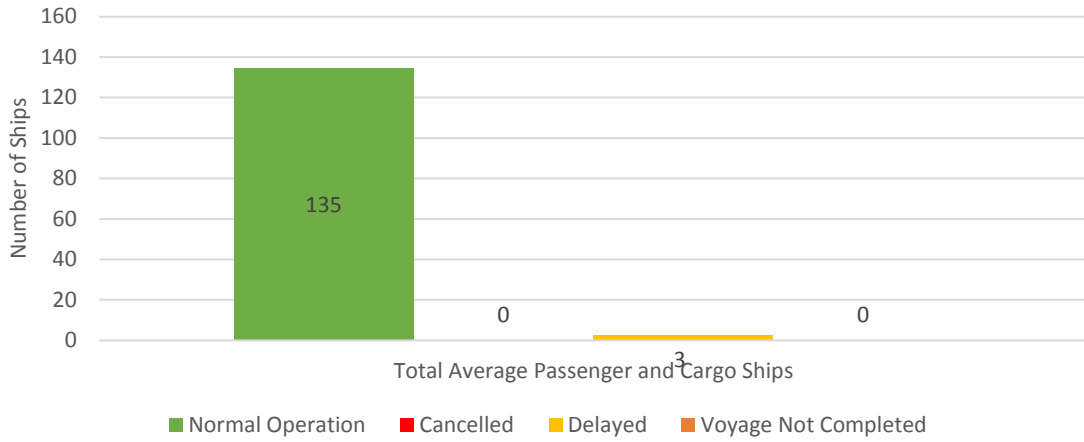
Passenger Ship Types under Normal Operations



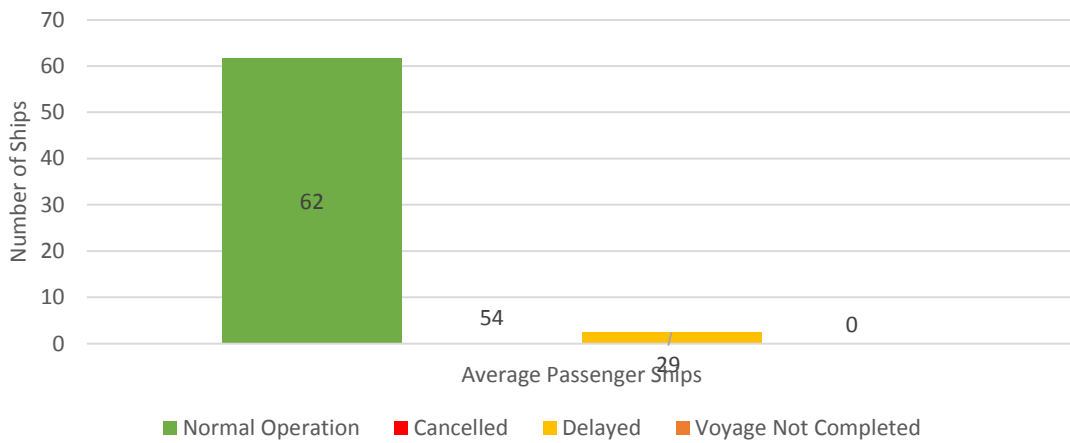
Cargo Ship Types under Normal Operations



Daily Average Passenger and Cargo Ship Operation



Daily Average Passenger Ship Operation



Daily Average Cargo Ship Operation

