



**MARITIME INDUSTRY AUTHORITY**  
**WEEKLY SUMMARY SITUATION REPORT - Summary 166**  
 Passenger and Cargo Shipping Operations on May 19 - 25, 2023  
 in areas under Alert Level 1 & 2  
*Data generated on May 19 - 25, 2023, 3:00 PM*

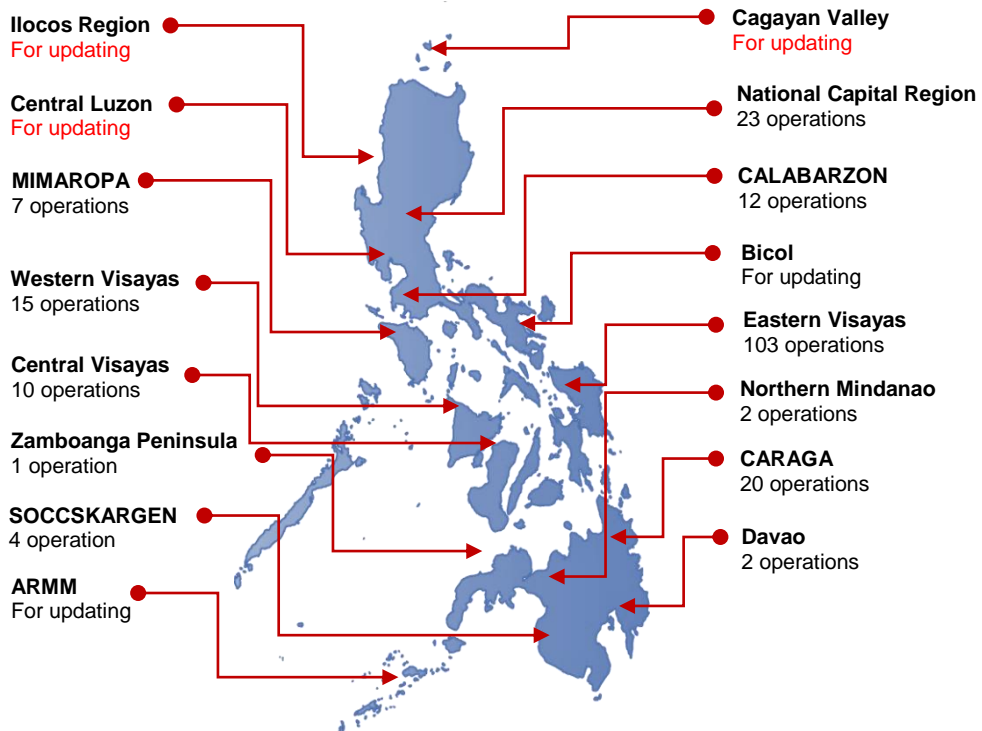
**HIGHLIGHTS**

- Ninety-five percent (95%) of passenger and cargo shipping operations were completed in accordance with the ships' CPC.
- Five percent ( 5%) of the shipping operations were affected.
- Operations of passenger ships were more affected compared to cargo ships. 98% of the cargo shipping operations were completed under normal conditions compared to passenger ships at 91%.
- Daily average passenger and cargo ship operations are 47 completed under normal conditions, 0 cancelled trips, 3 delayed and 0 not completed voyage.
- **With cargo shipping still operational, transport of goods is assured.**

**PASSENGER AND CARGO SHIPPING IN NUMBERS**  
 May 19 - 25, 2023

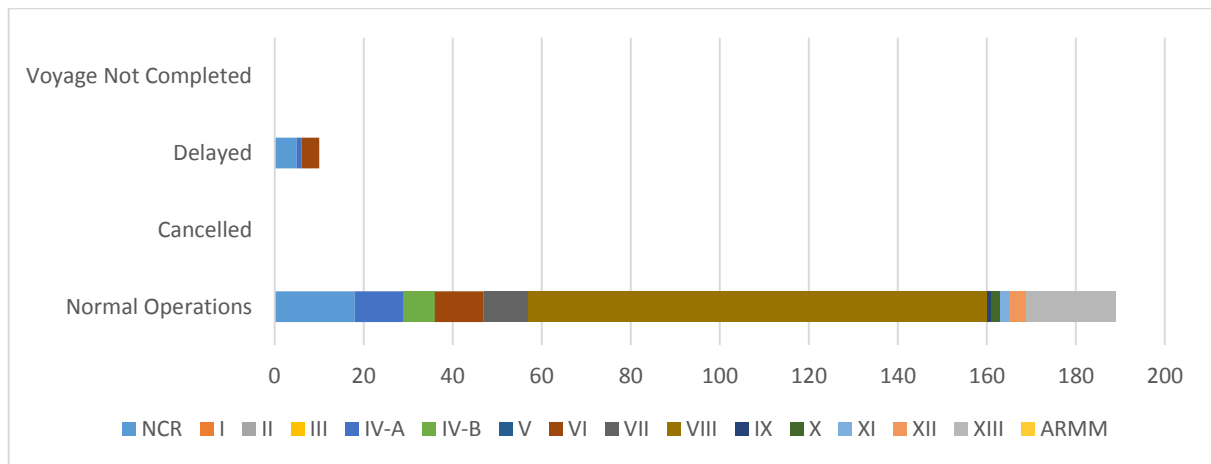
- 199** Shipping Operations Recorded
- 76** Passenger Ships Operated
- 123** Cargo Ships Operated
- 189** Ships Operated Normally
- 0** Operations Cancelled
- 10** Operations Delayed
- 0** Operation Uncompleted

**PASSENGER AND CARGO SHIPPING OPERATIONS IN THE PHILIPPINES  
 IN AREAS UNDER ALERT LEVEL 1 & 2**



**Total of 199 Passenger and Cargo Shipping Operations**

## I. STATUS OF SHIPPING OPERATIONS NATIONWIDE



On May 19 - 25, 2023, there were 199 passenger and cargo shipping operations conducted wherein 189 or 95% were completed in accordance with their Certificate of Public Convenience (CPC).

Out of the 189 operations completed under normal conditions, the reported movements were mostly in the Eastern Visayas Region at 54% and CARAGA Region at 11%.

Seven (7) passenger ships or 9% encountered delays.

No shipping operations were not completed at the time of reporting, as the respective ships were still underway.

## II. STATUS OF SHIPPING OPERATIONS BY CLASSIFICATION

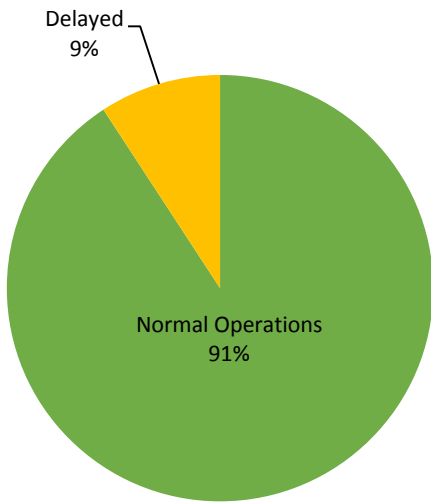
Region	Normal Operations		Cancelled		Delayed		Not Completed	
	Passenger	Cargo	Passenger	Cargo	Passenger	Cargo	Passenger	Cargo
<b>NCR</b>	<b>2</b>	<b>16</b>	-	-	<b>5</b>	-	-	-
<b>I</b>	-	-	-	-	-	-	-	-
<b>II</b>	-	-	-	-	-	-	-	-
<b>III</b>	-	-	-	-	-	-	-	-
<b>IV-A</b>	<b>10</b>	<b>1</b>	-	-	<b>1</b>	-	-	-
<b>IV-B</b>	<b>7</b>	-	-	-	-	-	-	-
<b>V</b>	-	-	-	-	-	-	-	-
<b>VI</b>	<b>5</b>	<b>6</b>	-	-	<b>1</b>	<b>3</b>	-	-
<b>VII</b>	<b>1</b>	<b>9</b>	-	-	-	-	-	-
<b>VIII</b>	<b>44</b>	<b>59</b>	-	-	-	-	-	-
<b>IX</b>	-	<b>1</b>	-	-	-	-	-	-
<b>X</b>	-	<b>2</b>	-	-	-	-	-	-
<b>XI</b>	-	<b>2</b>	-	-	-	-	-	-
<b>XII</b>	-	<b>4</b>	-	-	-	-	-	-
<b>XIII</b>	-	<b>20</b>	-	-	-	-	-	-
<b>ARMM</b>	-	-	-	-	-	-	-	-
<b>Total</b>	<b>69</b>	<b>120</b>	-	-	<b>7</b>	<b>3</b>	-	-

Amid the measures in place due to MGCQ, and GCQ, 120 out of 123 (98%) cargo ships still operated normally – are 41 container ships, 4 general cargo ships, 22 LCT ships, 53 Roro cargo ships.

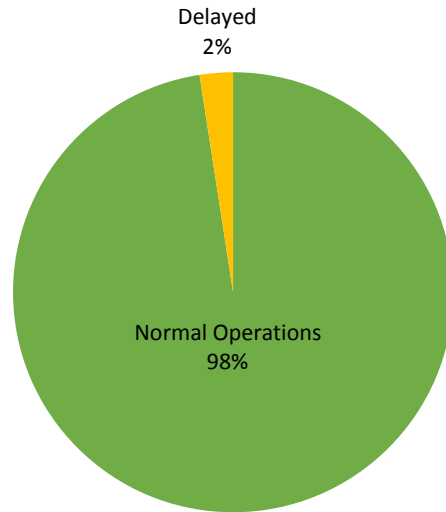
Sixty – nine (69) passenger ships completed their voyage – 30 conventional passenger ships, 21 RoPax ships and 18 fast craft ferry completed their operations but mostly only carried cargoes during their voyage.

Meanwhile out of the 76 passenger ships, 9% were affected by the measures adopted in view of COVID-19. These measures caused either the cancellation, delay, or uncompleted operations of 7 passenger ships.

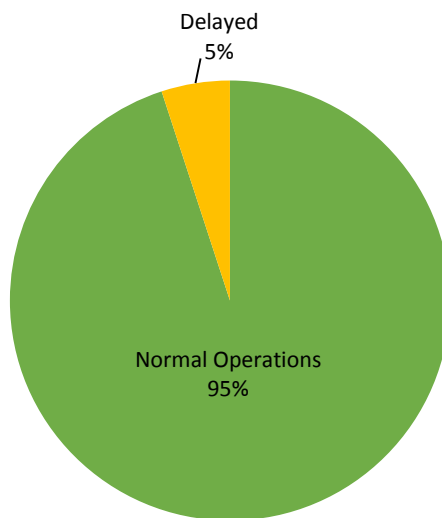
### PASSENGER Ship Operations



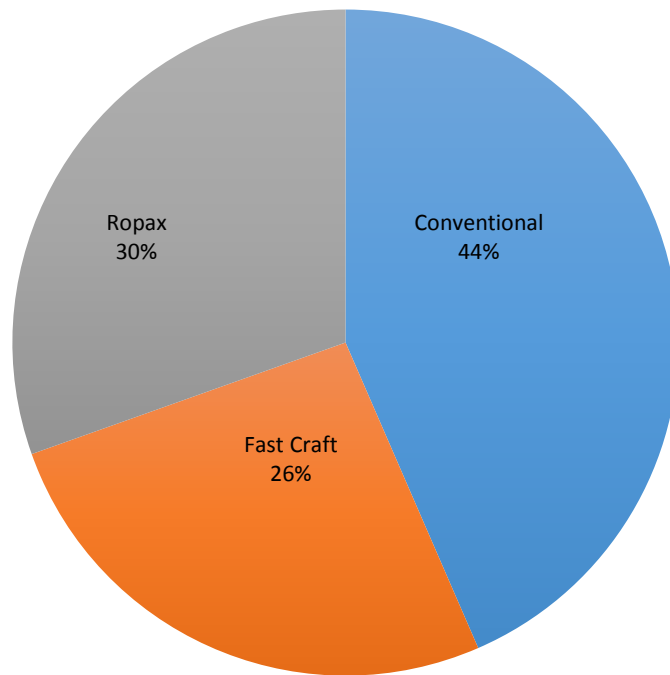
### CARGO Ship Operations



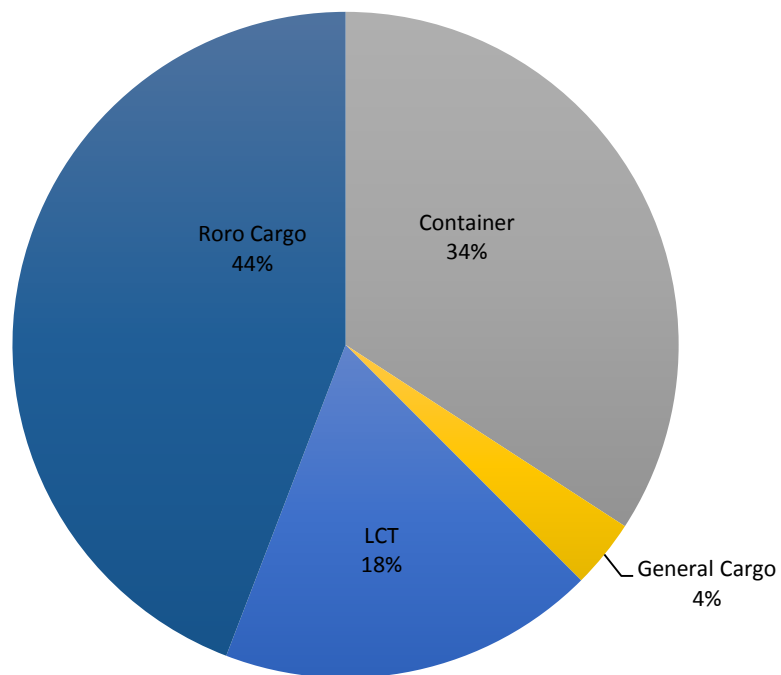
### PASSENGER and CARGO Ship Operations



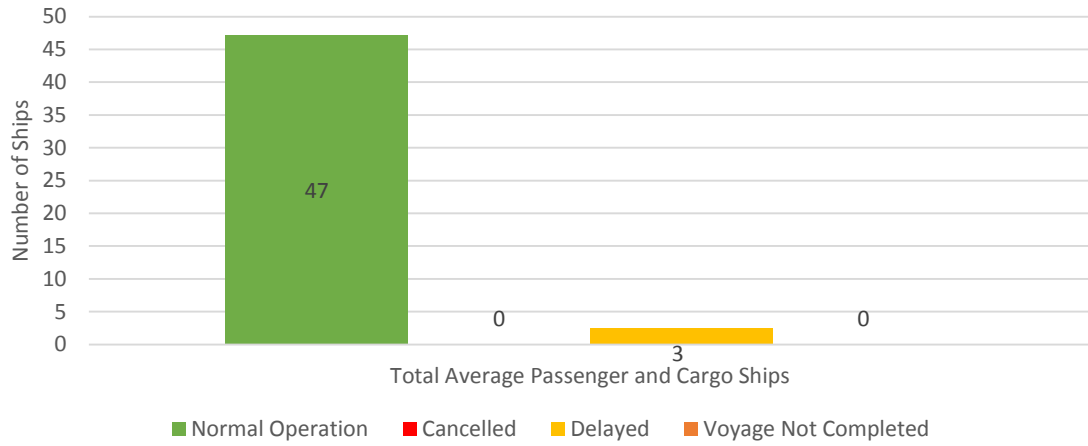
## Passenger Ship Types under Normal Operations



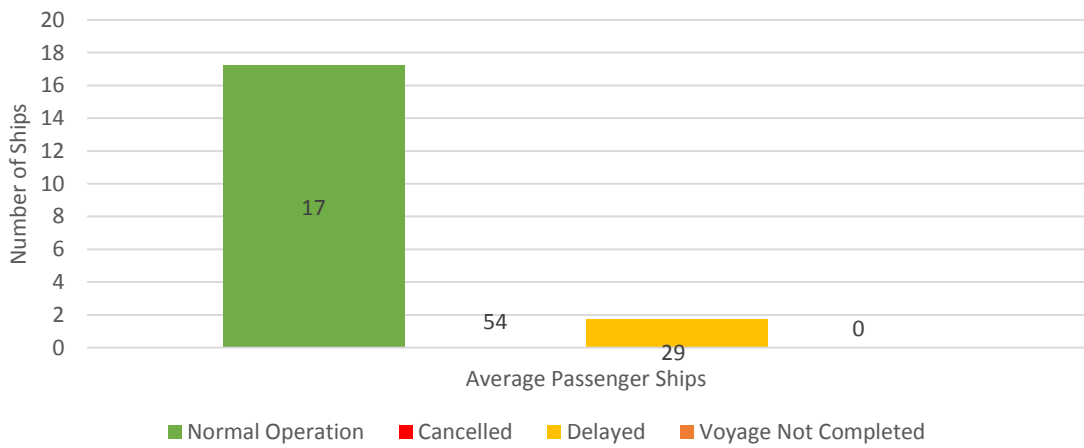
## Cargo Ship Types under Normal Operations



### Daily Average Passenger and Cargo Ship Operation



### Daily Average Passenger Ship Operation



### Daily Average Cargo Ship Operation

