



**MARITIME INDUSTRY AUTHORITY**  
**WEEKLY SUMMARY SITUATION REPORT - Summary 177**  
 Passenger and Cargo Shipping Operations on Aug. 04 - 10, 2023  
 in areas under Alert Level 1 & 2

*Data generated on Aug. 04 - 10, 2023, 3:00 PM*

**HIGHLIGHTS**

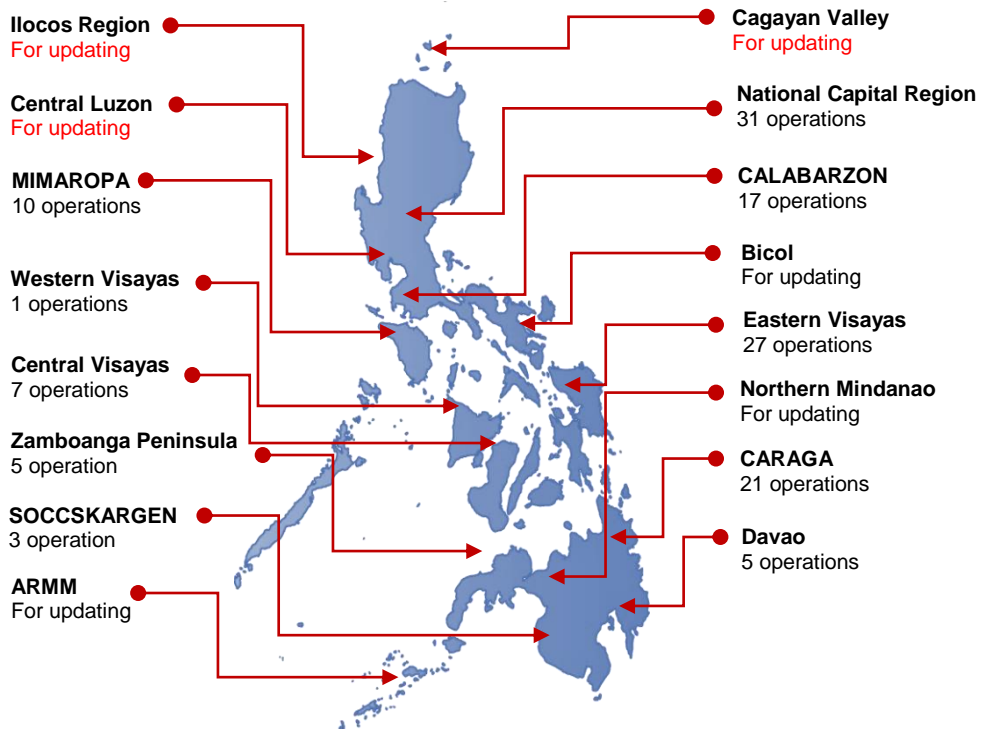
- Ninety percent (90%) of passenger and cargo shipping operations were completed in accordance with the ships' CPC.
- Ten percent (10%) of the shipping operations were affected.
- Operations of passenger ships were more affected compared to cargo ships. 100% of the cargo shipping operations were completed under normal conditions compared to passenger ships at 76%.
- Daily average passenger and cargo ship operations are 37 completed under normal conditions, 0 cancelled trips, 4 delayed and 0 not completed voyage.
- **With cargo shipping still operational, transport of goods is assured.**

**PASSENGER AND CARGO SHIPPING IN NUMBERS**

Aug. 04 - 10, 2023

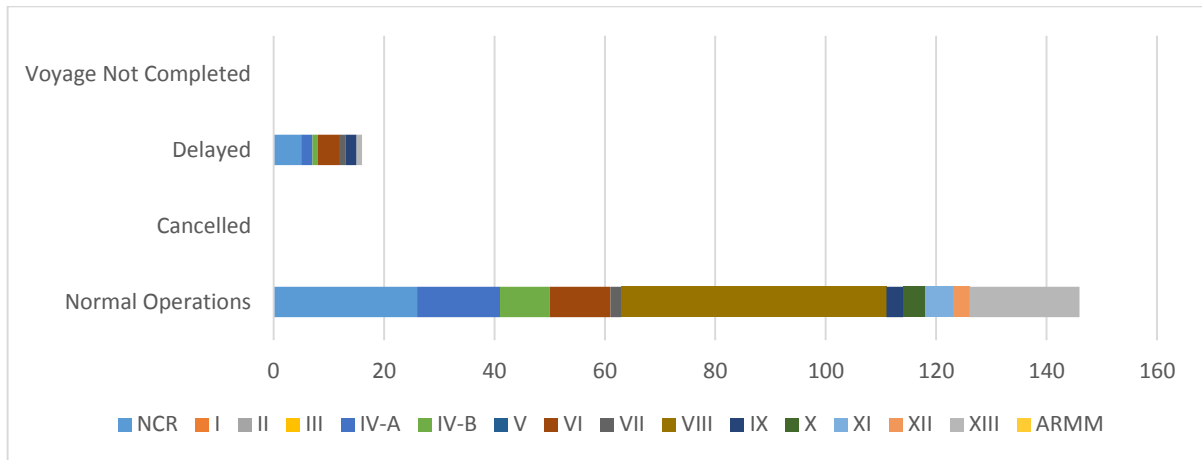
- 162** Shipping Operations Recorded
- 67** Passenger Ships Operated
- 95** Cargo Ships Operated
- 146** Ships Operated Normally
- 0** Operations Cancelled
- 16** Operations Delayed
- 0** Operation Uncompleted

**PASSENGER AND CARGO SHIPPING OPERATIONS IN THE PHILIPPINES  
 IN AREAS UNDER ALERT LEVEL 1 & 2**



**Total of 162 Passenger and Cargo Shipping Operations**

## I. STATUS OF SHIPPING OPERATIONS NATIONWIDE



On Aug. 04 - 10, 2023, there were 162 passenger and cargo shipping operations conducted wherein 146 or 90% were completed in accordance with their Certificate of Public Convenience (CPC).

Out of the 146 operations completed under normal conditions, the reported movements were mostly in the Eastern Visayas Region at 33% and National Capital Region at 18%.

Sixteen (16) passenger ships or 24% encountered delays.

No shipping operations were not completed at the time of reporting, as the respective ships were still underway.

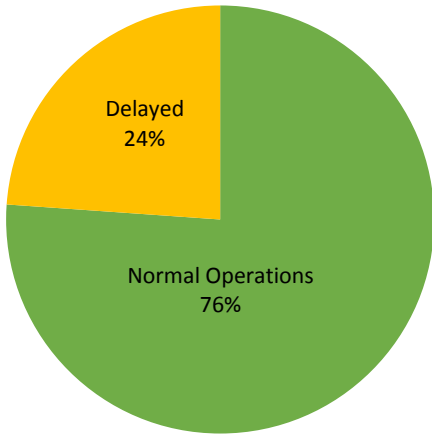
## II. STATUS OF SHIPPING OPERATIONS BY CLASSIFICATION

Region	Normal Operations		Cancelled		Delayed		Not Completed	
	Passenger	Cargo	Passenger	Cargo	Passenger	Cargo	Passenger	Cargo
<b>NCR</b>	<b>2</b>	<b>24</b>	-	-	<b>5</b>	-	-	-
<b>I</b>	-	-	-	-	-	-	-	-
<b>II</b>	-	-	-	-	-	-	-	-
<b>III</b>	-	-	-	-	-	-	-	-
<b>IV-A</b>	<b>14</b>	<b>1</b>	-	-	<b>2</b>	-	-	-
<b>IV-B</b>	<b>8</b>	<b>1</b>	-	-	<b>1</b>	-	-	-
<b>V</b>	-	-	-	-	-	-	-	-
<b>VI</b>	<b>5</b>	<b>6</b>	-	-	<b>4</b>	-	-	-
<b>VII</b>	-	<b>2</b>	-	-	<b>1</b>	-	-	-
<b>VIII</b>	<b>22</b>	<b>26</b>	-	-	-	-	-	-
<b>IX</b>	-	<b>3</b>	-	-	<b>2</b>	-	-	-
<b>X</b>	-	<b>4</b>	-	-	-	-	-	-
<b>XI</b>	-	<b>5</b>	-	-	-	-	-	-
<b>XII</b>	-	<b>3</b>	-	-	-	-	-	-
<b>XIII</b>	-	<b>20</b>	-	-	<b>1</b>	-	-	-
<b>ARMM</b>	-	-	-	-	-	-	-	-
<b>Total</b>	<b>51</b>	<b>95</b>	-	-	<b>16</b>	-	-	-

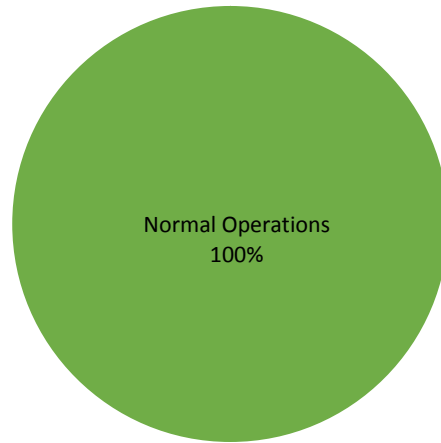
Base on the above table, 95 out of 95 (100%) cargo ships still operated normally – are 49 container ships, 8 LCT ships, 38 Roro cargo ships.

Fifty – one (51) passenger ships completed their voyage – 27 conventional passenger ships, 18 RoPax ships and 6 fast craft ferry completed their operations but mostly only carried cargoes during their voyage.

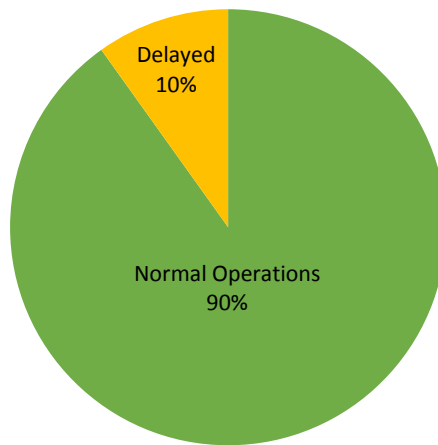
**PASSENGER  
Ship Operations**



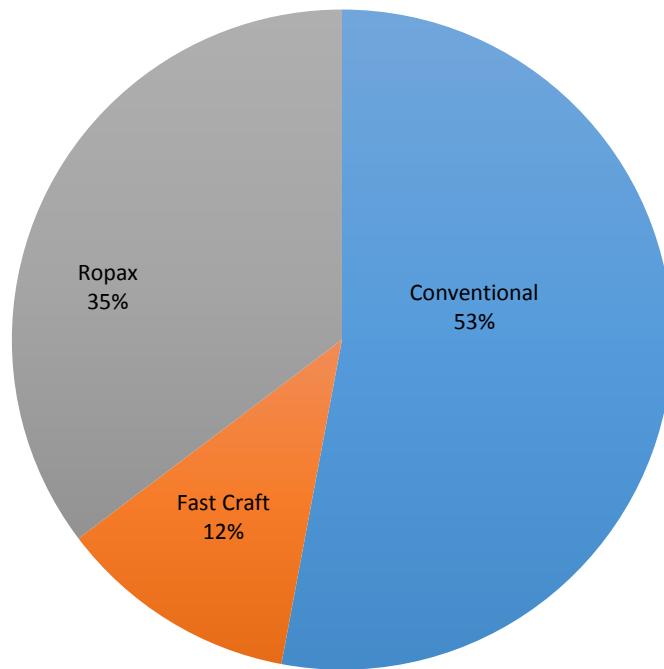
**CARGO  
Ship Operations**



**PASSENGER and CARGO  
Ship Operations**



### Passenger Ship Types under Normal Operations



### Cargo Ship Types under Normal Operations

