

STATEMENT OF APPROPRIATIONS, ALLOTMENTS, OBLIGATIONS, DISBURSEMENTS AND BALANCES BY OBJECT OF EXPENDITURES
As of the Quarter Ending March 31, 2024

Department : Department of Transportation
Agency/Entity : Maritime Industry Authority (MARINA)
Region : ALL
Division : ALL
Operating Unit : ALL
Fund Cluster : 01 - Regular Agency Fund

X	Current Year Appropriations
	Supplemental Appropriations
	Continuing Appropriations

R.G. UACS Fund Cluster 01-Regular Agency Fund, 02-Foreign Assisted Projects Fund, 03-Special Account Locally Pooled/Territorial Grants Fund, and 04-Special Account-Foreign Assisted/Foreign Grants Fund

Particular	MOS CODE	Appropriations			Allotments			Current Year Obligations					Current Year Disbursements				Balances							
		Anticipated Appropriation	Adjustment (Transfer To/From, Withdrawal/Amendment)	Adjusted Appropriation	Allotment Received	Appropriation (Reservations, Suballocations)	Transfer To	Transfer From	Adjusted Allotments	1st Quarter Ending March 31	2nd Quarter Ending June 30	3rd Quarter Ending Sept. 30	4th Quarter Ending Dec. 31	TOTAL	1st Quarter Ending March 31	2nd Quarter Ending June 30	3rd Quarter Ending Sept. 30	4th Quarter Ending Dec. 31	TOTAL	Unexpended Appropriations	Unobligated Allotments	Dis and Demands	Net Val Dis and Demands	
Region IV-A		33,847,000.00	4,742,000.00	38,589,000.00	33,847,000.00	-	-	33,847,000.00	-	-	-	-	7,216,133.37	-	-	-	-	7,216,133.37	-	-	3,173,558.63	130,657.84	-	(0.00)
PS		28,100,000.00	-	28,100,000.00	28,100,000.00	-	-	28,100,000.00	-	-	-	-	4,495,513.03	-	-	-	-	4,495,513.03	-	-	15,814,486.97	-	-	-
MOOE		13,847,000.00	-	13,847,000.00	13,847,000.00	-	-	13,847,000.00	-	-	-	-	2,730,620.34	-	-	-	-	2,730,620.34	-	-	15,558,088.68	-	-	-
CO		5,490,000.00	-	5,490,000.00	5,490,000.00	-	-	5,490,000.00	-	-	-	-	2,049,887.29	-	-	-	-	2,049,887.29	-	-	2,221,111.53	-	-	-
Region V		18,343,000.00	842,000.00	19,185,000.00	18,343,000.00	(0.00)	-	18,343,000.00	-	-	-	-	4,816,171.08	-	-	-	-	4,816,171.08	-	-	14,128,828.92	731,611.46	0.00	0.00
PS		11,891,000.00	-	11,891,000.00	11,891,000.00	-	-	11,891,000.00	-	-	-	-	2,498,734.70	-	-	-	-	2,498,734.70	-	-	9,184,265.30	-	-	-
MOOE		5,652,000.00	-	5,652,000.00	5,652,000.00	-	-	5,652,000.00	-	-	-	-	2,322,438.38	-	-	-	-	2,322,438.38	-	-	4,041,563.62	723,111.45	-	-
CO		842,000.00	-	842,000.00	842,000.00	-	-	842,000.00	-	-	-	-	1,095,002.84	-	-	-	-	1,095,002.84	-	-	4,883,053.16	-	-	-
Region VI		23,166,000.00	7,528,234.00	30,694,234.00	23,166,000.00	(0.00)	-	23,166,000.00	-	-	-	-	4,985,291.02	-	-	-	-	4,985,291.02	-	-	28,808,982.86	308,898.96	-	-
PS		14,623,000.00	-	14,623,000.00	14,623,000.00	-	-	14,623,000.00	-	-	-	-	2,811,537.30	-	-	-	-	2,811,537.30	-	-	11,811,462.70	-	-	-
MOOE		8,463,000.00	-	8,463,000.00	8,463,000.00	-	-	8,463,000.00	-	-	-	-	4,985,291.02	-	-	-	-	4,985,291.02	-	-	28,808,982.86	308,898.96	-	-
CO		7,528,234.00	-	7,528,234.00	7,528,234.00	-	-	7,528,234.00	-	-	-	-	2,093,782.72	-	-	-	-	2,093,782.72	-	-	11,811,462.70	-	-	-
Region VII		38,849,000.00	3,227,898.00	42,076,898.00	38,849,000.00	(0.00)	-	38,849,000.00	-	-	-	-	6,323,693.23	-	-	-	-	6,323,693.23	-	-	33,547,102.77	-	-	-
PS		21,894,000.00	-	21,894,000.00	21,894,000.00	-	-	21,894,000.00	-	-	-	-	4,917,217.31	-	-	-	-	4,917,217.31	-	-	16,998,782.69	-	-	-
MOOE		16,789,000.00	-	16,789,000.00	16,789,000.00	-	-	16,789,000.00	-	-	-	-	3,406,273.92	-	-	-	-	3,406,273.92	-	-	16,590,320.08	-	-	-
CO		3,227,898.00	-	3,227,898.00	3,227,898.00	-	-	3,227,898.00	-	-	-	-	8,000,102.00	-	-	-	-	8,000,102.00	-	-	16,998,782.69	-	-	-
Region VIII		18,484,000.00	1,285,898.00	19,769,898.00	18,484,000.00	(0.00)	-	18,484,000.00	-	-	-	-	3,383,501.82	-	-	-	-	3,383,501.82	-	-	16,386,498.18	-	-	-
PS		9,893,000.00	-	9,893,000.00	9,893,000.00	-	-	9,893,000.00	-	-	-	-	1,911,811.18	-	-	-	-	1,911,811.18	-	-	7,981,188.82	-	-	-
MOOE		11,219,898.00	-	11,219,898.00	11,219,898.00	-	-	11,219,898.00	-	-	-	-	1,471,690.64	-	-	-	-	1,471,690.64	-	-	9,415,307.36	-	-	-
CO		1,285,898.00	-	1,285,898.00	1,285,898.00	-	-	1,285,898.00	-	-	-	-	1,911,811.18	-	-	-	-	1,911,811.18	-	-	8,404,610.82	-	-	-
Region IX		21,218,000.00	2,006,991.00	23,224,991.00	21,218,000.00	(0.00)	-	21,218,000.00	-	-	-	-	4,883,066.58	-	-	-	-	4,883,066.58	-	-	18,341,933.42	-	-	-
PS		14,818,000.00	-	14,818,000.00	14,818,000.00	-	-	14,818,000.00	-	-	-	-	3,328,887.77	-	-	-	-	3,328,887.77	-	-	11,489,112.23	-	-	-
MOOE		5,400,000.00	-	5,400,000.00	5,400,000.00	-	-	5,400,000.00	-	-	-	-	1,177,007.59	-	-	-	-	1,177,007.59	-	-	4,222,992.41	-	-	-
CO		2,006,991.00	-	2,006,991.00	2,006,991.00	-	-	2,006,991.00	-	-	-	-	2,377,171.22	-	-	-	-	2,377,171.22	-	-	2,631,830.79	-	-	-
Region X		18,047,000.00	4,318,708.00	22,365,708.00	18,047,000.00	(0.00)	-	18,047,000.00	-	-	-	-	4,382,738.85	-	-	-	-	4,382,738.85	-	-	17,664,261.15	-	-	-
PS		13,289,000.00	-	13,289,000.00	13,289,000.00	-	-	13,289,000.00	-	-	-	-	2,526,182.33	-	-	-	-	2,526,182.33	-	-	10,762,817.67	-	-	-
MOOE		4,758,000.00	-	4,758,000.00	4,758,000.00	-	-	4,758,000.00	-	-	-	-	1,898,547.52	-	-	-	-	1,898,547.52	-	-	2,859,452.48	-	-	-
CO		9,777,000.00	-	9,777,000.00	9,777,000.00	-	-	9,777,000.00	-	-	-	-	1,886,547.81	-	-	-	-	1,886,547.81	-	-	17,664,261.15	-	-	-
Region XI		23,010,000.00	138,988.00	23,148,988.00	23,010,000.00	(0.00)	-	23,010,000.00	-	-	-	-	5,126,882.38	-	-	-	-	5,126,882.38	-	-	18,022,117.62	-	-	-
PS		13,032,000.00	-	13,032,000.00	13,032,000.00	-	-	13,032,000.00	-	-	-	-	3,071,500.88	-	-	-	-	3,071,500.88	-	-	9,960,500.12	-	-	-
MOOE		9,878,000.00	-	9,878,000.00	9,878,000.00	-	-	9,878,000.00	-	-	-	-	3,071,500.88	-	-	-	-	3,071,500.88	-	-	6,889,016.24	-	-	-
CO		138,988.00	-	138,988.00	138,988.00	-	-	138,988.00	-	-	-	-	2,054,881.50	-	-	-	-	2,054,881.50	-	-	11,112,591.40	-	-	-
Region XII		18,187,000.00	1,008,344.00	19,195,344.00	18,187,000.00	(0.00)	-	18,187,000.00	-	-	-	-	3,496,894.62	-	-	-	-	3,496,894.62	-	-	15,698,450.38	-	-	-
PS		11,287,000.00	-	11,287,000.00	11,287,000.00	-	-	11,287,000.00	-	-	-	-	2,542,982.20	-	-	-	-	2,542,982.20	-	-	9,744,017.80	-	-	-
MOOE		4,819,000.00	-	4,819,000.00	4,819,000.00	-	-	4,819,000.00	-	-	-	-	953,893.62	-	-	-	-	953,893.62	-	-	11,652,911.40	-	-	-
CO		2,081,000.00	-	2,081,000.00	2,081,000.00	-	-	2,081,000.00	-	-	-	-	841,918.77	-	-	-	-	841,918.77	-	-	5,001,521.18	-	-	-
Region XIII		12,673,000.00	792,800.00	13,465,800.00	12,673,000.00	(0.00)	-	12,673,000.00	-	-	-	-	3,198,803.13	-	-	-	-	3,198,803.13	-	-	10,267,000.87	-	-	-
PS		7,380,000.00	-	7,380,000.00	7,380,000.00	-	-	7,380,000.00	-	-	-	-	2,390,730.02	-	-	-	-	2,390,730.02	-	-	5,000,269.98	-	-	-
MOOE		5,283,000.00	-	5,283,000.00	5,283,000.00	-	-	5,283,000.00	-	-	-	-	799,773.11	-	-	-	-	799,773.11	-	-	7,000,269.98	-	-	-
CO		792,800.00	-	792,800.00	792,800.00	-	-	792,800.00	-	-	-	-	2,390,730.02	-	-	-	-	2,390,730.02	-	-	7,000,269.98	-	-	-
Monitoring and enforcement of maritime law and regulations		23,334,000.00	0.00	23,334,000.00	23,334,000.00	0.00	-	23,334,000.00	-	-	-	-	4,043,788.18	-	-	-	-	4,043,788.18	-	-	19,290,211.82	-	-	-
Central Office		23,334,000.00	0.00	23,334,000.00	23,334,000.00	0.00	-	23,334,000.00	-	-	-	-	4,043,788.18	-	-	-	-	4,043,788.18	-	-	19,290,211.82	-	-	-
Region IV		20,883,000.00	0.00	20,883,000.00	20,883,000.00	0.00	-	20,883,000.00	-	-	-	-	3,128,174.90	-	-	-	-	3,128,174.90	-	-	17,754,825.10	-	-	-
Region V		2,451,000.00	0.00	2,451,000.00	2,451,000.00	0.00	-	2,451,000.00	-	-	-	-	914,613.28	-	-	-	-	914,613.28	-	-	1,535,406.45	-	-	-
TOTAL, Operations		883,861,000.00	(0.00)	883,861,000.00	883,861,000.00	(0.00)	(27,382,821.00)	856,478,179.00	214,283,347.18	214,283,347.18	214,283,347.18	214,283,347.18	214,283,347.18	214,283,347.18	214,283,347.18	214,283,347.18	214,283,347.18	214,283,347.18	214,283,347.18	4,088,248.67	30,814,388.08	1,180,182.18	77,167,988.89	
PS		388,478,000.00	(0.00)	388,478,000.00	388,478,000.00	(0.00)	(27																	

STATEMENT OF APPROPRIATIONS, ALLOTMENTS, OBLIGATIONS, DISBURSEMENTS AND BALANCES BY OBJECT OF EXPENDITURES
As of the Quarter Ending March 31, 2024

FAR No. 1

Department : Department of Transportation
Agency/Entity : Maritime Industry Authority (MARINA)
Region : ALL
Division : ALL
Operating Unit : ALL
Fund Cluster : 01 - Regular Agency Fund
p.g. UACS Fund Cluster: 01-Regular Agency Fund, 02-Special Account-Locally Funded/Domestic Grants Fund, and 04-Special Account-Foreign Assisted/Foreign Grants Fund

X	Current Year Appropriations
	Supplemental Appropriations
	Continuing Appropriations

Particular	UNCS CODE	Appropriations			Allotments		Current Year Obligations					Current Year Disbursements				Balances								
		Authorized Appropriations	Adjusted Appropriations (Transfer To/From, Postulated Appropriations)	Adjusted Appropriations	Amounts Reserved	Appropriation Restrictions/Restrictive Amendments #	Transfer To	Transfer From	Adjusted Allotments	1st Quarter Ending March 31	2nd Quarter Ending June 30	3rd Quarter Ending Sept 30	4th Quarter Ending Dec. 31	TOTAL	1st Quarter Ending March 31	2nd Quarter Ending June 30	3rd Quarter Ending Sept. 30	4th Quarter Ending Dec. 31	TOTAL	Unreserved Appropriation #	Unadjusted Allotments	Dis and Committed	Net 1st Dis and Committed	
Region VII	PS	2,043,000.00	-	2,043,000.00	2,043,000.00	-	-	2,043,000.00	348,195.37	-	-	-	348,195.37	348,195.37	-	-	-	-	348,195.37	-	1,694,804.63	-	-	-
Region VIII	PS	2,043,000.00	-	2,043,000.00	2,043,000.00	-	-	2,043,000.00	348,195.37	-	-	-	348,195.37	348,195.37	-	-	-	-	348,195.37	-	1,694,804.63	-	-	-
Region IX	PS	1,804,000.00	-	1,804,000.00	1,804,000.00	-	-	1,804,000.00	344,898.84	-	-	-	344,898.84	344,898.84	-	-	-	-	344,898.84	-	1,459,101.16	-	-	-
Region X	PS	1,378,000.00	-	1,378,000.00	1,378,000.00	-	-	1,378,000.00	345,478.88	-	-	-	345,478.88	345,478.88	-	-	-	-	345,478.88	-	1,032,521.12	-	-	-
Region XI	PS	1,228,000.00	-	1,228,000.00	1,228,000.00	-	-	1,228,000.00	275,888.84	-	-	-	275,888.84	275,888.84	-	-	-	-	275,888.84	-	952,111.16	-	-	-
Region XII	PS	1,207,000.00	-	1,207,000.00	1,207,000.00	-	-	1,207,000.00	320,041.44	-	-	-	320,041.44	320,041.44	-	-	-	-	320,041.44	-	886,958.56	-	-	-
Region XIII	PS	1,041,000.00	-	1,041,000.00	1,041,000.00	-	-	1,041,000.00	282,863.28	-	-	-	282,863.28	282,863.28	-	-	-	-	282,863.28	-	758,136.72	-	-	-
Region XIV	PS	983,000.00	-	983,000.00	983,000.00	-	-	983,000.00	281,338.48	-	-	-	281,338.48	281,338.48	-	-	-	-	281,338.48	-	701,661.52	-	-	-
Region XV	PS	685,000.00	-	685,000.00	685,000.00	-	-	685,000.00	281,358.60	-	-	-	281,358.60	281,358.60	-	-	-	-	281,358.60	-	403,641.40	-	-	-
II Special Purpose Fund			5,406,790.00	5,406,790.00	5,406,790.00	-	(2,446,708.11)	2,446,708.11	5,280,164.72	-	-	-	5,280,164.72	4,991,197.98	-	-	-	-	4,991,197.98	-	128,966.74	-	-	298,966.74
Reserve and Gratuity Fund			5,406,790.00	5,406,790.00	5,406,790.00	-	(2,446,708.11)	2,446,708.11	5,280,164.72	-	-	-	5,280,164.72	4,991,197.98	-	-	-	-	4,991,197.98	-	128,966.74	-	-	298,966.74
Control Office	PS	1,980,000.00	-	2,080,000.00	5,406,790.00	-	(2,446,708.11)	2,446,708.11	2,807,184.32	-	-	-	2,807,184.32	2,819,402.08	-	-	-	-	2,819,402.08	-	121,998.57	-	-	177,992.24
Region I	PS	2,950,050.00	-	2,950,050.00	5,406,790.00	-	(2,446,708.11)	2,950,050.00	2,837,184.52	-	-	-	2,837,184.52	2,819,402.08	-	-	-	-	2,819,402.08	-	121,998.57	-	-	177,992.24
Region II-A	PS	-	-	-	-	-	-	-	-	-	-	-	-	-	-	-	-	-	-	-	-	-	-	-
Region V	PS	-	-	-	-	-	-	-	-	-	-	-	-	-	-	-	-	-	-	-	-	-	-	-
Region VI	PS	-	-	-	-	-	-	-	-	-	-	-	-	-	-	-	-	-	-	-	-	-	-	-
Region VII	PS	-	-	-	-	-	-	-	-	-	-	-	-	-	-	-	-	-	-	-	-	-	-	-
Region VIII	PS	-	-	-	-	-	-	-	-	-	-	-	-	-	-	-	-	-	-	-	-	-	-	-
Region IX	PS	-	-	-	-	-	-	-	-	-	-	-	-	-	-	-	-	-	-	-	-	-	-	-
Region X	PS	-	-	-	-	-	-	-	-	-	-	-	-	-	-	-	-	-	-	-	-	-	-	-
Region XI	PS	-	-	-	-	-	-	-	-	-	-	-	-	-	-	-	-	-	-	-	-	-	-	-
Region XII	PS	-	-	-	-	-	-	-	-	-	-	-	-	-	-	-	-	-	-	-	-	-	-	-
Region XIII	PS	-	-	-	-	-	-	-	-	-	-	-	-	-	-	-	-	-	-	-	-	-	-	-
Region XIV	PS	-	-	-	-	-	-	-	-	-	-	-	-	-	-	-	-	-	-	-	-	-	-	-
Region XV	PS	-	-	-	-	-	-	-	-	-	-	-	-	-	-	-	-	-	-	-	-	-	-	-
GRAND TOTAL		1,248,210,000.00	5,406,790.00	1,253,616,790.00	1,253,616,790.00	(0.00)	(28,796,630.11)	28,796,630.11	1,253,616,790.00	487,134,391.41	-	-	-	487,134,391.41	174,873,851.47	-	-	-	174,873,851.47	-	846,801,469.28	1,180,162.18	-	231,260,487.78
MDOE		884,418,000.00	5,406,790.00	889,824,790.00	889,824,790.00	(0.00)	(8,446,708.11)	2,446,708.11	828,418,082.89	124,419,886.88	-	-	-	124,419,886.88	115,369,383.67	-	-	-	115,369,383.67	-	404,888,779.39	86,190,891.82	-	9,061,884.94
CO		885,418,000.00	5.00	885,423,000.00	885,423,000.00	(0.00)	(27,352,921.90)	27,352,921.90	885,418,000.00	146,828,311.80	-	-	-	146,828,311.80	58,816,287.80	-	-	-	58,816,287.80	-	448,888,898.29	1,180,162.18	-	86,190,891.82
Reclassification by CO:		134,788,000.00	-	134,788,000.00	134,788,000.00	-	-	-	133,878,000.00	-	-	-	-	133,878,000.00	-	-	-	-	133,878,000.00	-	907,000.00	-	-	133,278,000.00
I Agency Specific Budget		863,081,000.00	(0.00)	863,081,000.00	863,081,000.00	(0.00)	(27,352,921.90)	27,352,921.90	863,081,000.00	214,283,347.18	-	-	-	214,283,347.18	136,828,878.20	-	-	-	136,828,878.20	-	864,777,852.82	1,180,162.18	-	77,187,408.88
NAUTIME INDUSTRY PROMOTION AND DEVELOPMENT PROGRAM		15,872,000.00	-	15,872,000.00	15,872,000.00	-	-	-	15,872,000.00	3,315,240.58	-	-	-	3,315,240.58	3,280,877.91	-	-	-	3,280,877.91	-	12,358,759.44	-	-	34,332.66
NAUTIME INDUSTRY REGULATORY AND SUPERVISION PROGRAM		887,389,000.00	(0.00)	887,389,000.00	887,389,000.00	(0.00)	(27,352,921.90)	27,352,921.90	887,389,000.00	210,898,108.82	-	-	-	210,898,108.82	132,844,700.29	-	-	-	132,844,700.29	-	856,420,803.38	1,180,162.18	-	77,187,408.88

Prepared by: [Signature]
Asst. MARVIC S. RAMOS
Budget Officer
Date:

Coordination with:
[Signature]
JOHN Z. EVANGELISTA
Chief Accountant
Date:

Recommending Approval:
[Signature]
CHERYL V. PASCUA
Director R. MFAS
Date:

Approved by:
[Signature]
JONAS B. MALALIAN
Administrator
Date:

STATEMENT OF APPROPRIATIONS, ALLOTMENTS, OBLIGATIONS, DISBURSEMENTS AND BALANCES BY OBJECT OF EXPENDITURES
As at the Quarter Ending March 31, 2024


FAR No. 1

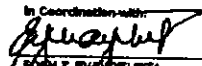
Department : Department of Transportation
Agency/Entity : Maritime Industry Authority (MARINA)
Region : ALL
Division : ALL
Operating Unit : ALL
Fund Cluster : 01 - Regular Agency Fund


	Current Year Appropriations
	Supplemental Appropriations
X	Continuing Appropriations


(e.g. UACS Fund Cluster: 01-Regular Agency Fund, 02-Foreign Assisted Projects Fund, 03-Special Account-Locally Funded/Domestic Credit Fund, and 04-Special Account-Foreign Assisted/Foreign Credit Fund)

Particulars	WACS CODE	Appropriations					Allotments		Current Year Obligations					Current Year Disbursements					Balances				
		Authorized Appropriations	Adjustments (Transfer To/From, Reallocations, Appropriations)	Adjusted Appropriations	Amounts Reserved	Adjustments (Reallocations, Appropriations)	Transfer To	Transfer From	Adjusted Allotments	1st Quarter Ending March 31	2nd Quarter Ending June 30	3rd Quarter Ending Sept. 30	4th Quarter Ending Dec. 31	TOTAL	1st Quarter Ending March 31	2nd Quarter Ending June 30	3rd Quarter Ending Sept. 30	4th Quarter Ending Dec. 31	TOTAL	Unencumbered Appropriations	Unobligated Allotments	Unpaid Obligations	
		3	4	5(2+4)	6	7	8	9	10(2+7-9)	11	12	13	14	15(11+12+13+14)	16	17	18	19	20(16+17+18+19)	21(5-16)	22(10-19)	23	24
MOOE		4,783.15	-	4,783.15	4,783.15	-	-	4,783.15	-	-	-	-	4,783.15	-	-	-	-	-	4,783.15	-	-	-	-
Region XI		17.73	-	17.73	17.73	-	-	17.73	-	-	-	-	17.73	-	-	-	-	-	17.73	-	-	-	-
MOOE		10,517.85	0.00	10,517.85	10,517.85	0.00	-	10,517.85	10,318.12	-	-	-	10,318.12	-	-	-	-	-	10,318.12	-	-	-	-
Region XII		10,517.85	0.00	10,517.85	10,517.85	0.00	-	10,517.85	10,318.12	-	-	-	10,318.12	-	-	-	-	-	10,318.12	-	-	-	-
MOOE		-	-	-	-	-	-	-	-	-	-	-	-	-	-	-	-	-	-	-	-	-	-
Region XII		678.51	-	678.51	678.51	-	-	678.51	-	-	-	-	678.51	-	-	-	-	-	678.51	-	-	-	-
MOOE		678.51	-	678.51	678.51	-	-	678.51	-	-	-	-	678.51	-	-	-	-	-	678.51	-	-	-	-
Region XIII		636.80	-	636.80	636.80	-	-	636.80	-	-	-	-	636.80	-	-	-	-	-	636.80	-	-	-	-
MOOE		636.80	-	636.80	636.80	-	-	636.80	-	-	-	-	636.80	-	-	-	-	-	636.80	-	-	-	-
Monitoring and enforcement of maritime laws and regulations		12,948,514.80	(0.00)	12,948,514.80	12,948,514.80	(0.00)	-	12,948,514.80	413,318.36	-	-	-	413,318.36	-	-	-	-	-	413,318.36	-	-	-	-
Central Office		12,948,514.80	(0.00)	12,948,514.80	12,948,514.80	(0.00)	-	12,948,514.80	413,318.36	-	-	-	413,318.36	-	-	-	-	-	413,318.36	-	-	-	-
MOOE		12,948,514.80	(0.00)	12,948,514.80	12,948,514.80	(0.00)	-	12,948,514.80	413,318.36	-	-	-	413,318.36	-	-	-	-	-	413,318.36	-	-	-	-
TOTAL, Operations		16,377,153.00	(0.00)	16,377,153.00	16,377,153.00	(0.00)	-	16,377,153.00	435,631.05	-	-	-	435,631.05	-	-	-	-	-	435,631.05	-	-	-	-
PS		-	-	-	-	-	-	-	-	-	-	-	-	-	-	-	-	-	-	-	-	-	-
MOOE		16,377,153.00	(0.00)	16,377,153.00	16,377,153.00	(0.00)	-	16,377,153.00	435,631.05	-	-	-	435,631.05	-	-	-	-	-	435,631.05	-	-	-	-
CO		-	-	-	-	-	-	-	-	-	-	-	-	-	-	-	-	-	-	-	-	-	-
Sub-Total, L Agency Specific Budget		16,396,163.85	(0.00)	16,396,163.85	16,396,163.85	(0.00)	-	16,396,163.85	478,631.05	-	-	-	478,631.05	-	-	-	-	-	478,631.05	-	-	-	-
PS		-	-	-	-	-	-	-	-	-	-	-	-	-	-	-	-	-	-	-	-	-	-
MOOE		16,396,163.85	(0.00)	16,396,163.85	16,396,163.85	(0.00)	-	16,396,163.85	478,631.05	-	-	-	478,631.05	-	-	-	-	-	478,631.05	-	-	-	-
CO		-	-	-	-	-	-	-	-	-	-	-	-	-	-	-	-	-	-	-	-	-	-
GRAND TOTAL		16,396,163.85	(0.00)	16,396,163.85	16,396,163.85	(0.00)	-	16,396,163.85	478,631.05	-	-	-	478,631.05	-	-	-	-	-	478,631.05	-	-	-	-
PS		-	-	-	-	-	-	-	-	-	-	-	-	-	-	-	-	-	-	-	-	-	-
MOOE		16,396,163.85	(0.00)	16,396,163.85	16,396,163.85	(0.00)	-	16,396,163.85	478,631.05	-	-	-	478,631.05	-	-	-	-	-	478,631.05	-	-	-	-
CO		-	-	-	-	-	-	-	-	-	-	-	-	-	-	-	-	-	-	-	-	-	-
Reconciliation by CO:		-	-	-	-	-	-	-	-	-	-	-	-	-	-	-	-	-	-	-	-	-	-
L Agency Specific Budget		16,377,153.00	(0.00)	16,377,153.00	16,377,153.00	(0.00)	-	16,377,153.00	435,631.05	-	-	-	435,631.05	-	-	-	-	-	435,631.05	-	-	-	-
MARITIME INDUSTRY PROMOTION AND DEVELOPMENT PROGRAM		2,425.20	-	2,425.20	2,425.20	-	-	2,425.20	-	-	-	-	-	-	-	-	-	-	-	-	-	-	-
MARITIME INDUSTRY REGULATORY AND SUPERVISION PROGRAM		16,374,727.80	(0.00)	16,374,727.80	16,374,727.80	(0.00)	-	16,374,727.80	433,205.80	-	-	-	433,205.80	-	-	-	-	-	433,205.80	-	-	-	-

Prepared by: 
Atty. MARRIC S. MALLOS
Budget Officer
Date: 16

In Coordination with: 
RICHARD Z. ENRIQUEZ
Chief Accountant
Date:

Recommending Approval: 
CHERYL V. FASCUA
Director I, MFAS
Date:


Approved by: 
JONAS B. MALALUAN
Administrator
Date:


STATEMENT OF APPROPRIATIONS, ALLOTMENTS, OBLIGATIONS, DISBURSEMENTS AND BALANCES BY OBJECT OF EXPENDITURES
As of the Quarter Ending March 31, 2024

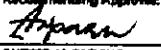
Department : Department of Transportation
 Agency/Entity : Maritime Industry Authority (MARINA)
 Region : ALL
 Division : ALL
 Operating Unit : ALL
 Fund Cluster : 63 - Special Account - Locally Funded/Domestic Grants Fund
 (e.g. UACB Fund Cluster: 61-Regular Agency Fund, 62-Foreign Assisted Projects Fund, 64-Special Account-Locally Funded/Domestic Grants Fund, and 64-Special Account-Foreign Assisted/Foreign Grants Fund)


X	Current Year Appropriations
	Supplemental Appropriations
	Continuing Appropriations

Particulars	NACS CODE	Appropriations			Allotments					Current Year Obligations					Current Year Disbursements					Balances			
		Authorized Appropriations	Adjusted Appropriations (Reserve Infring, Reallocations, Adjustments)	Adjusted Appropriations	Allotments Received	Adjustments (Re-allocations, Reallocations, Adjustments)	Transfer To	Transfer From	Adjusted Allotments	1st Quarter Ending March 31	2nd Quarter Ending June 30	3rd Quarter Ending Sept. 30	4th Quarter Ending Dec. 31	TOTAL	1st Quarter Ending March 31	2nd Quarter Ending June 30	3rd Quarter Ending Sept. 30	4th Quarter Ending Dec. 31	TOTAL	Unencumbered Appropriations	Unobligated Allotments	Unpaid Obligations	
		3	4	5=(3+4)	6	7	8	9	10=(8+9+7+6+5)	11	12	13	14	15=(11+12+13+14)	16	17	18	19	20=(16+17+18+19)	21=(5-16)	22=(10-18)	23	24
II. Automatic Appropriations		23,993,000.00	-	23,993,000.00	-	-	-	-	-	-	-	-	-	-	-	-	-	-	-	23,993,000.00	-	-	-
Operations		23,993,000.00	-	23,993,000.00	-	-	-	-	-	-	-	-	-	-	-	-	-	-	-	23,993,000.00	-	-	-
CO: Accessibility, safety and efficiency of maritime transport services improved		23,993,000.00	-	23,993,000.00	-	-	-	-	-	-	-	-	-	-	-	-	-	-	-	23,993,000.00	-	-	-
MARITIME INDUSTRY REGULATORY AND SUPERVISION PROGRAM		23,993,000.00	-	23,993,000.00	-	-	-	-	-	-	-	-	-	-	-	-	-	-	-	23,993,000.00	-	-	-
Registration and provision of authority for ships, shipyards; certification and documentation of seafarers; accreditation of training programs, faculty and other maritime enterprises		23,993,000.00	-	23,993,000.00	-	-	-	-	-	-	-	-	-	-	-	-	-	-	-	23,993,000.00	-	-	-
MOOE		23,993,000.00	-	23,993,000.00	-	-	-	-	-	-	-	-	-	-	-	-	-	-	-	23,993,000.00	-	-	-
Central Office		23,993,000.00	-	23,993,000.00	-	-	-	-	-	-	-	-	-	-	-	-	-	-	-	23,993,000.00	-	-	-
MOOE		23,993,000.00	-	23,993,000.00	-	-	-	-	-	-	-	-	-	-	-	-	-	-	-	23,993,000.00	-	-	-
Sub-Total, Operations		23,993,000.00	-	23,993,000.00	-	-	-	-	-	-	-	-	-	-	-	-	-	-	-	23,993,000.00	-	-	-
MOOE		23,993,000.00	-	23,993,000.00	-	-	-	-	-	-	-	-	-	-	-	-	-	-	-	23,993,000.00	-	-	-
Sub-Total, II. Automatic Appropriations		23,993,000.00	-	23,993,000.00	-	-	-	-	-	-	-	-	-	-	-	-	-	-	-	23,993,000.00	-	-	-
MOOE		23,993,000.00	-	23,993,000.00	-	-	-	-	-	-	-	-	-	-	-	-	-	-	-	23,993,000.00	-	-	-
GRAND TOTAL		23,993,000.00	-	23,993,000.00	-	-	-	-	-	-	-	-	-	-	-	-	-	-	-	23,993,000.00	-	-	-
PS																							
MOOE																							
CO		23,993,000.00	-	23,993,000.00	-	-	-	-	-	-	-	-	-	-	-	-	-	-	-	23,993,000.00	-	-	-

Prepared by: 
 Atty. MARYVIC RAMOS
 Budget Officer
 Date: H

In Coordination with:

 JOHN Z. EVANGELISTA
 Chief Accountant
 Date:

Recommending Approval:

 CHERYL V. PASCUA
 Director II, MFAS
 Date:

Approved by:

 BERNA B. MALALUAN
 Administrator
 Date: