

QUARTERLY REPORT OF REVENUE AND OTHER RECEIPTS

As at the Quarter Ending March 31, 2024

Department : Department of Transportation (DOT)  
 Agency/Entity : Maritime Industry Authority (MARINA)  
 Region : A.L.  
 Division : A.L.  
 Operating Unit : A.L.  
 Fund Cluster : 0 - Regular Agency Fund

(g. UACS Fund Cluster: 01-Regular Agency Fund, 02-Foreign Assisted Projects Fund, 03-Special Account-Locally Funded/ Domestic Grants Fund, 04-Special Account-Foreign Assisted/Foreign Grants Fund,  
 0-Internally Generated Funds, 06-Business Related Funds and 07-Trust Receipts)

Classification/Source of Revenue and Other Receipts	UACS Code	REVENUE TARGET (Annual) per BESF	Actual Revenue and Other Receipts Collections					Cumulative Remittance/Deposits to Date			Variance		Remarks
			1st Quarter	2nd Quarter	3rd Quarter	4th Quarter	Total	Remittance to BTR	Deposited with AGDB	Total	Amount	%	
1	2	3	4	5	6	7	8=(4+5+6+7)	9	10	11=(9+10)	12=(8-11)	13=(12/8)	14
Regular Agency Fund		670,559,184.97	225,728,169.62	0.00	0.00	0.00	225,728,169.62	213,921,836.93	3,948,929.39	217,868,766.32	(444,831,017.35)	-66 %	
Revenue Collections		669,396,695.17	225,063,951.10	0.00	0.00	0.00	225,063,951.10	213,281,468.41	3,948,929.39	217,228,395.80	(444,312,714.07)	-66 %	
Cash Revenue		669,396,695.17	225,063,951.10	0.00	0.00	0.00	225,063,951.10	213,281,468.41	3,948,929.39	217,228,395.80	(444,312,714.07)	-66 %	
Non-Tax		669,396,695.17	225,063,951.10	0.00	0.00	0.00	225,063,951.10	213,281,468.41	3,948,929.39	217,228,395.80	(444,312,714.07)	-66 %	
Permit Fees Import	4020101001	5,874,000.00	1,051,948.40	0.00	0.00	0.00	1,051,948.40	18,900.00	0.00	18,900.00	(4,822,051.60)	-81 %	
Permit Fees Export	4020101002	700,560.00	930,800.00	0.00	0.00	0.00	930,800.00	930,800.00	0.00	930,800.00	230,240.00	33 %	
Other Permit Fees	4020101009	181,848,199.80	54,369,925.78	0.00	0.00	0.00	54,369,925.78	53,747,623.34	364,980.00	54,102,603.34	(127,478,274.04)	-70 %	
Registration Fees	4020102000	40,884,128.90	14,019,936.89	0.00	0.00	0.00	14,019,936.89	12,840,131.41	504,105.10	13,144,236.51	(26,864,192.01)	-66 %	
Clearance Fees	4020104001	107,698,090.00	44,839,636.18	0.00	0.00	0.00	44,839,636.18	44,023,533.14	115,338.00	44,138,871.14	(62,859,383.82)	-58 %	
Certification Fees	4020104002	15,382,838.12	1,102,291.69	0.00	0.00	0.00	1,102,291.69	1,097,021.69	0.00	1,097,021.69	(14,280,546.43)	-93 %	
Franchising Fees	4020105000	15,926,314.00	5,532,973.13	0.00	0.00	0.00	5,532,973.13	5,004,149.83	410,075.30	5,414,225.13	(10,393,340.87)	-65 %	
Licensing Fees	4020105000	12,550,000.00	4,847,554.92	0.00	0.00	0.00	4,847,554.92	4,834,134.92	0.00	4,834,134.92	(7,702,445.08)	-61 %	
Legal Fees	4020109000	0.00	1,000.00	0.00	0.00	0.00	1,000.00	1,000.00	0.00	1,000.00	1,000.00	0 %	
Inspection Fees	4020110000	70,193,798.80	21,712,521.74	0.00	0.00	0.00	21,712,521.74	19,517,620.70	679,110.37	20,196,731.07	(48,481,277.08)	-69 %	
Other Verification and Authentication Fees	4020111009	0.00	382,080.00	0.00	0.00	0.00	382,080.00	378,260.00	0.00	378,260.00	382,080.00	0 %	
Import Processing Fees	4020113009	1,020,000.00	673,000.00	0.00	0.00	0.00	673,000.00	673,000.00	0.00	673,000.00	(347,000.00)	-34 %	
Other Processing Fees	4020113099	14,526,663.40	46,524,891.00	0.00	0.00	0.00	46,524,891.00	46,052,185.00	27,100.00	46,079,285.00	(85,101,792.40)	-67 %	
Fines and Penalties - Service Income	4020114000	7,016,000.00	7,625,730.08	0.00	0.00	0.00	7,625,730.08	6,509,327.41	948,196.44	7,455,523.85	609,730.08	9 %	
Other Service Income	4020199099	68,899,620.00	21,462,855.06	0.00	0.00	0.00	21,462,855.06	17,849,590.80	907,386.10	18,756,976.90	(47,398,764.04)	-60 %	
Miscellaneous Income	4080999000	15,522.15	8,826.25	0.00	0.00	0.00	8,826.25	4,188.17	2,538.08	6,826.25	(8,695.90)	-58 %	
Non-Revenue Collections/Other Receipts		1,162,521.80	644,218.52	0.00	0.00	0.00	644,218.52	640,370.52	0.00	640,370.52	(518,303.28)	-45 %	
Cash Receipts		1,162,521.80	644,218.52	0.00	0.00	0.00	644,218.52	640,370.52	0.00	640,370.52	(518,303.28)	-45 %	
Non-Tax		1,521.80	108.00	0.00	0.00	0.00	108.00	108.00	0.00	108.00	(1,415.80)	-93 %	
Legal Fees	4020109000	1,521.80	108.00	0.00	0.00	0.00	108.00	108.00	0.00	108.00	(1,415.80)	-93 %	
Miscellaneous Income	4080999000	0.00	0.00	0.00	0.00	0.00	0.00	0.00	0.00	0.00	0.00	0 %	
Others		0.00	334,242.88	0.00	0.00	0.00	334,242.88	332,599.88	0.00	332,599.88	334,242.88	0 %	
Receivables - Disallowances/Charges	1030501000	0.00	36,782.22	0.00	0.00	0.00	36,782.22	36,782.22	0.00	36,782.22	36,782.22	0 %	
Due to NGAs	2020105000	0.00	297,460.66	0.00	0.00	0.00	297,460.66	295,817.66	0.00	295,817.66	297,460.66	0 %	
Not Applicable		1,161,000.00	309,869.64	0.00	0.00	0.00	309,869.64	307,664.64	0.00	307,664.64	(851,130.36)	-73 %	
Due to BIR	2020101000	1,161,000.00	294,660.00	0.00	0.00	0.00	294,660.00	292,560.00	0.00	292,560.00	(866,340.00)	-75 %	
Due to NGAs	2020105000	0.00	7,923.64	0.00	0.00	0.00	7,923.64	7,788.64	0.00	7,788.64	7,923.64	0 %	
Clothing/Uniform Allowance - Civilian	5010204001	0.00	7,000.00	0.00	0.00	0.00	7,000.00	7,000.00	0.00	7,000.00	7,000.00	0 %	
Representation Expenses	5029903000	0.00	286.00	0.00	0.00	0.00	286.00	286.00	0.00	286.00	286.00	0 %	
GRAND TOTAL		670,559,184.97	225,728,169.62	0.00	0.00	0.00	225,728,169.62	213,921,836.93	3,948,929.39	217,868,766.32	(444,831,017.35)	-66 %	

Certified Correct:

*[Signature]*  
 ROBIN Z. EVANGELISTA  
 Chief Accountant  
 Date: \_\_\_\_\_

Recommending Approval By:

*[Signature]*  
 CHERYL V. PASCUA  
 Director II, MFAS  
 Date: \_\_\_\_\_

Approved by:

*[Signature]*  
 SONIA B. MALALUAN  
 Administrator  
 Date: \_\_\_\_\_

**QUARTERLY REPORT OF REVENUE AND OTHER RECEIPTS**  
As at the Quarter Ending March 31, 2024

Department : Department of Transportation (DOTr)  
 Agency/Entity : Maritime Industry Authority (MARINA)  
 Region : ALL  
 Division : ALL  
 Operating Unit : ALL  
 Fund Cluster : 03 - Special Account - Locally Funded/Domestic Grants Fund


(e.g. UACS Fund Cluster: 01-Regular Agency Fund, 02-Foreign Assisted Projects Fund, 03-Special Account-Locally Funded/ Domestic Grants Fund, 04-Special Account-Foreign Assisted/Foreign Grants Fund, 05-Internally Generated Funds, 06-Business Related Funds and 07-Trust Receipts)

Classification/Source of Revenue and Other Receipts	UACS Code	REVENUE TARGET (Annual) per BESF	Actual Revenue and Other Receipts Collections					Cumulative Remittance/Deposits to Date			Variance		Remarks
			1st Quarter	2nd Quarter	3rd Quarter	4th Quarter	Total	Remittance to BTr	Deposited with AGDB	Total	Amount	%	
1	2	3	4	5	6	7	8=(4+5+6+7)	9	10	11=(9+10)	12=(8-3)	13=(12/3)	14
Special Account - Locally Funded/Domestic Grants Fund		71,014,750.59	58,051,274.63	0.00	0.00	0.00	58,051,274.63	48,758,875.71	3,427,991.32	52,186,867.03	(12,963,484.96)	-18 %	
Revenue Collections		71,014,750.59	58,051,274.63	0.00	0.00	0.00	58,051,274.63	48,758,875.71	3,427,991.32	52,186,867.03	(12,963,484.96)	-18 %	
Cash Revenue		71,014,750.59	58,051,274.63	0.00	0.00	0.00	58,051,274.63	48,758,875.71	3,427,991.32	52,186,867.03	(12,963,484.96)	-18 %	
Non-Tax		71,014,750.59	58,051,274.63	0.00	0.00	0.00	58,051,274.63	48,758,875.71	3,427,991.32	52,186,867.03	(12,963,484.96)	-18 %	
Fines and Penalties - Service Income	4020114000	381,000.00	789,152.29	0.00	0.00	0.00	789,152.29	751,040.19	11,808.78	762,848.97	428,152.29	119 %	
Other Service Income	4020190999	70,853,750.59	57,262,122.34	0.00	0.00	0.00	57,262,122.34	48,007,835.52	3,416,182.54	51,423,818.06	(13,391,637.25)	-19 %	
<b>GRAND TOTAL</b>		<b>71,014,750.59</b>	<b>58,051,274.63</b>	<b>0.00</b>	<b>0.00</b>	<b>0.00</b>	<b>58,051,274.63</b>	<b>48,758,875.71</b>	<b>3,427,991.32</b>	<b>52,186,867.03</b>	<b>(12,963,484.96)</b>	<b>-18 %</b>	

Certified Correct

  
**EVEN Z. EVANGELISTA**  
 Chief Accountant  
 Date: \_\_\_\_\_

Recommending Approval By:

  
**CHERYL V. PASCUA**  
 Director II, MFAS  
 Date: \_\_\_\_\_

Approved by:

  
**SONIA M. MALALUAN**  
 Administrator  
 Date: \_\_\_\_\_

**QUARTERLY REPORT OF REVENUE AND OTHER RECEIPTS**

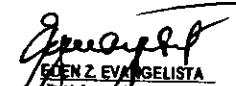
As at the Quarter Ending March 31, 2024

Department : Department of Transportation (DOTr)  
 Agency/Entity : Maritime Industry Authority (MARINA)  
 Region : ALL  
 Division : ALL  
 Operating Unit : ALL  
 Fund Cluster : 07 - Trust Receipts


(e.g. UACS Fund Cluster: 01-Regular Agency Fund, 02-Foreign Assisted Projects Fund, 03-Special Account-Locally Funded/ Domestic Grants Fund, 04-Special Account-Foreign Assisted/Foreign Grants Fund, 05-Internally Generated Funds, 06-Business Related Funds and 07-Trust Receipts)

Classification/Sources of Revenue and Other Receipts	UACS Code	REVENUE TARGET (Annual) per BESF	Actual Revenue and Other Receipts Collections					Cumulative Remittance/Deposits to Date			Variance		Remarks	
			1st Quarter	2nd Quarter	3rd Quarter	4th Quarter	Total	Remittance to BTr	Deposited with AGDB	Total	Amount	%		
			4	5	6	7	8=(4+5+6+7)	9	10	11=(9+10)	12=(8-3)	13=(12/3)		
Trust Receipts		0.00	18,431,213.96	0.00	0.00	0.00	0.00	18,431,213.96	4,178.08	16,871,353.26	18,875,531.34	18,431,213.96	0 %	
Trust Receipts Deposited with Authorized Government Depository		0.00	18,431,213.96	0.00	0.00	0.00	0.00	18,431,213.96	4,178.08	16,871,353.26	18,875,531.34	18,431,213.96	0 %	
Oil Pollution Management Fund		0.00	4,178.08	0.00	0.00	0.00	0.00	4,178.08	4,178.08	4,178.08	8,356.16	4,178.08	0 %	
Oil Pollution Management Fund		0.00	18,427,035.88	0.00	0.00	0.00	0.00	18,427,035.88	0.00	16,887,175.18	16,987,175.18	18,427,035.88	0 %	
<b>GRAND TOTAL</b>		<b>0.00</b>	<b>18,431,213.96</b>	<b>0.00</b>	<b>0.00</b>	<b>0.00</b>	<b>0.00</b>	<b>18,431,213.96</b>	<b>4,178.08</b>	<b>16,871,353.26</b>	<b>18,875,531.34</b>	<b>18,431,213.96</b>	<b>0 %</b>	


Certified Correct:

  
 EDEN Z. EVANGELISTA  
 Chief Accountant  
 Date: \_\_\_\_\_

Recommending Approval By:

  
 CHERYL V. PASCUA  
 Director II, MFAS  
 Date: \_\_\_\_\_

Approved by:

  
 SONIA B. MALALUAN  
 Administrator  
 Date: \_\_\_\_\_