

QUARTERLY REPORT OF REVENUE AND OTHER RECEIPTS
As at the Quarter Ending September 30, 2024

Department : Department of Transportation (DOTr)
Agency/Entity : Maritime Industry Authority (MARINA)
Region : ALL
Division : ALL
Operating Unit : ALL
Fund Cluster : 01 - Regular Agency Fund

(e.g. UACS Fund Cluster: 01-Regular Agency Fund, 02-Foreign Assisted Projects Fund, 03-Special Account-Locally Funded/ Domestic Grants Fund, 04-Special Account-Foreign Assisted/Foreign Grants Fund, 05-Internally Generated Funds, 06-Business Related Funds and 07-Trust Receipts)

| Classification/Sources of Revenue and Other Receipts | UACS Code | REVENUE TARGET (Annual) per BESF | Actual Revenue and Other Receipts Collections | | | | | Cumulative Remittance/Deposits to Date | | | | Variance | | Remarks |
|--|------------|----------------------------------|---|-----------------------|-----------------------|-------------|-----------------------|--|---------------------|-----------------------|----------------------|------------|----|---------|
| | | | 1st Quarter | 2nd Quarter | 3rd Quarter | 4th Quarter | Total | Remittance to BTr | Deposited with AGDB | Total | Amount | % | | |
| 1 | 2 | 3 | 4 | 5 | 6 | 7 | 8=(4+5+6+7) | 9 | 10 | 11=(9+10) | 12=(8-3) | 13=(1/23) | 14 | |
| Regular Agency Fund | | 687,673,186.97 | 227,272,946.40 | 269,669,671.74 | 212,686,813.76 | 0.00 | 709,629,431.90 | 673,889,480.09 | 3,946,929.39 | 677,836,409.48 | 21,956,244.93 | 3 % | | |
| Revenue Collections | | 686,510,665.17 | 226,628,727.88 | 268,993,826.96 | 212,238,349.47 | 0.00 | 707,860,904.31 | 672,128,822.50 | 3,946,929.39 | 676,075,751.89 | 21,350,239.14 | 3 % | | |
| Cash Revenue | | 686,510,665.17 | 226,628,727.88 | 268,993,826.96 | 212,238,349.47 | 0.00 | 707,860,904.31 | 672,128,822.50 | 3,946,929.39 | 676,075,751.89 | 21,350,239.14 | 3 % | | |
| Non-Tax | | 686,510,665.17 | 226,624,927.88 | 268,993,826.96 | 212,238,349.47 | 0.00 | 707,857,104.31 | 672,125,022.50 | 3,946,929.39 | 676,071,951.89 | 21,346,439.14 | 3 % | | |
| Permit Fees Import | 4020101001 | 5,674,000.00 | 1,051,948.40 | 1,101,682.92 | 688,456.26 | 0.00 | 2,842,087.58 | 54,600.00 | 0.00 | 54,600.00 | (2,831,912.42) | -50 % | | |
| Permit Fees Export | 4020101002 | 700,560.00 | 930,800.00 | 29,800.00 | 14,000.00 | 0.00 | 974,600.00 | 974,600.00 | 0.00 | 974,600.00 | 274,040.00 | 39 % | | |
| Other Permit Fees | 4020101099 | 182,044,199.80 | 54,369,925.76 | 90,031,756.04 | 48,293,982.14 | 0.00 | 192,695,663.94 | 192,344,445.94 | 354,980.00 | 192,699,425.94 | 10,651,464.14 | 6 % | | |
| Registration Fees | 4020102000 | 42,104,128.90 | 14,019,936.89 | 14,115,268.50 | 8,622,035.99 | 0.00 | 36,757,241.38 | 33,300,850.64 | 504,105.10 | 33,810,955.74 | (5,346,887.52) | -13 % | | |
| Clearance Fees | 4020104001 | 107,699,000.00 | 44,729,128.18 | 40,412,311.48 | 32,743,947.42 | 0.00 | 117,885,387.08 | 116,375,513.20 | 115,338.00 | 116,490,851.20 | 10,186,387.08 | 9 % | | |
| Certification Fees | 4020104002 | 17,809,838.12 | 1,287,799.69 | 1,287,381.02 | 2,598,410.44 | 0.00 | 5,098,591.15 | 4,566,089.35 | 0.00 | 4,566,089.35 | (12,711,246.97) | -71 % | | |
| Franchising Fees | 4020105000 | 16,490,314.00 | 5,532,973.13 | 5,888,389.36 | 3,498,975.06 | 0.00 | 14,920,337.55 | 12,673,161.59 | 410,075.30 | 13,083,236.89 | (1,569,976.45) | -10 % | | |
| Licensing Fees | 4020106000 | 13,441,000.00 | 4,837,554.92 | 5,788,247.32 | 4,015,630.10 | 0.00 | 14,641,432.34 | 14,403,654.84 | 0.00 | 14,403,654.84 | 1,200,432.34 | 9 % | | |
| Legal Fees | 4020109000 | 0.00 | 1,000.00 | 1,000.00 | 0.00 | 0.00 | 2,000.00 | 2,000.00 | 0.00 | 2,000.00 | 2,000.00 | 0 % | | |
| Inspection Fees | 4020110000 | 74,917,798.80 | 18,222,829.78 | 16,971,584.55 | 12,101,332.34 | 0.00 | 47,295,746.67 | 41,285,278.39 | 679,110.37 | 41,964,388.76 | (27,622,052.13) | -37 % | | |
| Accreditation Fees | 4020111001 | 0.00 | 0.00 | 0.00 | 164,900.00 | 0.00 | 164,900.00 | 162,200.00 | 0.00 | 162,200.00 | 164,900.00 | 0 % | | |
| Other Verification and Authentication Fees | 4020111099 | 0.00 | 3,871,751.96 | 3,136,740.00 | 2,660,850.00 | 0.00 | 9,669,341.96 | 9,631,041.96 | 0.00 | 9,631,041.96 | 9,669,341.96 | 0 % | | |
| Identity Card Fees | 4020113008 | 0.00 | 1,750.00 | 64,696.00 | 32,600.00 | 0.00 | 99,046.00 | 0.00 | 0.00 | 99,046.00 | 99,046.00 | 0 % | | |
| Import Processing Fees | 4020113009 | 1,020,000.00 | 673,000.00 | 1,099,600.00 | 1,798,800.00 | 0.00 | 3,571,400.00 | 3,524,400.00 | 0.00 | 3,524,400.00 | 2,551,400.00 | 250 % | | |
| Other Processing Fees | 4020113099 | 144,058,683.40 | 47,983,941.00 | 54,599,334.00 | 66,989,770.00 | 0.00 | 169,573,045.00 | 164,138,760.77 | 27,100.00 | 164,165,860.77 | 25,514,361.60 | 18 % | | |
| Fines and Penalties - Service Income | 4020114000 | 7,016,000.00 | 7,625,730.08 | 6,468,668.72 | 6,468,574.79 | 0.00 | 21,110,973.59 | 18,881,179.59 | 946,196.44 | 19,807,376.03 | 14,094,973.59 | 201 % | | |
| Other Service Income | 4020199099 | 73,519,620.00 | 21,552,022.80 | 27,413,709.41 | 21,517,590.63 | 0.00 | 70,483,322.84 | 59,767,563.83 | 907,386.10 | 60,674,949.93 | (3,036,297.16) | -4 % | | |
| Miscellaneous Income | 4060990000 | 15,522.15 | 7,835.29 | 35,657.64 | 28,494.30 | 0.00 | 71,987.23 | 53,682.40 | 2,638.08 | 56,320.48 | 56,465.08 | 364 % | | |
| Others | | 0.00 | 3,800.00 | 0.00 | 0.00 | 0.00 | 3,800.00 | 3,800.00 | 0.00 | 3,800.00 | 3,800.00 | 0 % | | |
| Due from Central Office | 1030401000 | 0.00 | 3,800.00 | 0.00 | 0.00 | 0.00 | 3,800.00 | 3,800.00 | 0.00 | 3,800.00 | 3,800.00 | 0 % | | |
| Non-Revenue Collections/Other Receipts | | 1,162,521.80 | 644,218.52 | 675,844.78 | 448,464.29 | 0.00 | 1,768,527.59 | 1,760,657.59 | 0.00 | 1,760,657.59 | 606,005.79 | 52 % | | |
| Cash Receipts | | 1,162,521.80 | 644,218.52 | 675,844.78 | 448,464.29 | 0.00 | 1,768,527.59 | 1,760,657.59 | 0.00 | 1,760,657.59 | 606,005.79 | 52 % | | |
| Tax | | 0.00 | 0.00 | 0.00 | 5,700.00 | 0.00 | 5,700.00 | 5,550.00 | 0.00 | 5,550.00 | 5,700.00 | 0 % | | |
| Documentary Stamp Tax | 4010401000 | 0.00 | 0.00 | 0.00 | 5,700.00 | 0.00 | 5,700.00 | 5,550.00 | 0.00 | 5,550.00 | 5,700.00 | 0 % | | |
| Non-Tax | | 1,521.80 | 106.00 | 1,714.00 | 0.00 | 0.00 | 1,820.00 | 1,810.00 | 0.00 | 1,810.00 | 298.20 | 20 % | | |
| Legal Fees | 4020109000 | 1,521.80 | 106.00 | 1,714.00 | 0.00 | 0.00 | 1,820.00 | 1,810.00 | 0.00 | 1,810.00 | 298.20 | 20 % | | |
| Miscellaneous Income | 4060990000 | 0.00 | 0.00 | 0.00 | 0.00 | 0.00 | 0.00 | 0.00 | 0.00 | 0.00 | 0.00 | 0 % | | |
| Others | | 0.00 | 334,242.88 | 386,910.32 | 206,449.69 | 0.00 | 927,602.89 | 924,352.89 | 0.00 | 924,352.89 | 927,602.89 | 0 % | | |
| Receivables - Disallowances/Charges | 1030501000 | 0.00 | 36,782.22 | 61,553.80 | 36,069.69 | 0.00 | 134,405.71 | 134,405.71 | 0.00 | 134,405.71 | 134,405.71 | 0 % | | |
| Due from Officers and Employees | 1030502000 | 0.00 | 0.00 | 345.00 | 0.00 | 0.00 | 345.00 | 345.00 | 0.00 | 345.00 | 345.00 | 0 % | | |
| Due to NGAs | 2020105000 | 0.00 | 297,460.66 | 325,011.52 | 170,380.00 | 0.00 | 792,852.18 | 789,602.18 | 0.00 | 789,602.18 | 792,852.18 | 0 % | | |
| Not Applicable | | 1,161,000.00 | 309,869.64 | 287,220.46 | 236,314.60 | 0.00 | 833,404.70 | 828,944.70 | 0.00 | 828,944.70 | (327,595.30) | -28 % | | |
| Due to BIR | 2020101000 | 1,161,000.00 | 294,660.00 | 282,150.00 | 220,380.00 | 0.00 | 797,190.00 | 792,900.00 | 0.00 | 792,900.00 | (363,810.00) | -31 % | | |
| Due to NGAs | 2020105000 | 0.00 | 7,923.64 | 5,070.46 | 6,201.00 | 0.00 | 19,195.10 | 19,025.10 | 0.00 | 19,025.10 | 19,195.10 | 0 % | | |
| Clothing/Uniform Allowance - Civilian | 5010204001 | 0.00 | 7,000.00 | 0.00 | 0.00 | 0.00 | 7,000.00 | 7,000.00 | 0.00 | 7,000.00 | 7,000.00 | 0 % | | |
| Traveling Expenses - Local | 5020101000 | 0.00 | 0.00 | 0.00 | 2,800.00 | 0.00 | 2,800.00 | 2,800.00 | 0.00 | 2,800.00 | 2,800.00 | 0 % | | |
| Representation Expenses | 5029903000 | 0.00 | 286.00 | 0.00 | 6,933.60 | 0.00 | 7,219.60 | 7,219.60 | 0.00 | 7,219.60 | 7,219.60 | 0 % | | |
| GRAND TOTAL | | 687,673,186.97 | 227,272,946.40 | 269,669,671.74 | 212,686,813.76 | 0.00 | 709,629,431.90 | 673,889,480.09 | 3,946,929.39 | 677,836,409.48 | 21,956,244.93 | 3 % | | |


Certified Correct:


EDEN Z. EVANGELISTA
Chief Accountant

Recommending Approval:


CHERYL V. PASCUA
Director II, MFAS

Approved By:


SONIA B. MALALUAN
Administrator

nu 00/29/24

QUARTERLY REPORT OF REVENUE AND OTHER RECEIPTS
As at the Quarter Ending September 30, 2024

Department : Department of Transportation (DOTr)
 Agency/Entity : Maritime Industry Authority (MARINA)
 Region : ALL
 Division : ALL
 Operating Unit : ALL
 Fund Cluster : 03 - Special Account - Locally Funded/Domestic Grants Fund


(e.g. UACS Fund Cluster: 01-Regular Agency Fund, 02-Foreign Assisted Projects Fund, 03-Special Account-Locally Funded/ Domestic Grants Fund, 04-Special Account-Foreign Assisted/Foreign Grants Fund, 05-Internally Generated Funds, 06-Business Related Funds and 07-Trust Receipts)

| Classification/Sources of Revenue and Other Receipts | UACS Code | REVENUE TARGET (Annual) per BESF | Actual Revenue and Other Receipts Collections | | | | | Cumulative Remittance/Deposits to Date | | | Variance | | Remarks |
|---|------------|----------------------------------|---|----------------------|---------------------|-------------|----------------------|--|---------------------|----------------------|---------------------|------------|---------|
| | | | 1st Quarter | 2nd Quarter | 3rd Quarter | 4th Quarter | Total | Remittance to BTr | Deposited with AGDB | Total | Amount | % | |
| 1 | 2 | 3 | 4 | 5 | 6 | 7 | 8=(4+5+6+7) | 9 | 10 | 11=(9+10) | 12=(8-3) | 13=(12/3) | 14 |
| Special Account - Locally Funded/Domestic Grants Fund | | 74,682,759.59 | 58,330,581.17 | 13,515,460.41 | 4,836,862.95 | 0.00 | 76,682,904.53 | 69,837,527.87 | 3,427,991.32 | 73,265,519.19 | 2,000,144.94 | 3 % | |
| Revenue Collections | | 74,682,759.59 | 58,330,581.17 | 13,515,460.41 | 4,836,862.95 | 0.00 | 76,682,904.53 | 69,837,527.87 | 3,427,991.32 | 73,265,519.19 | 2,000,144.94 | 3 % | |
| Cash Revenue | | 74,682,759.59 | 58,330,581.17 | 13,515,460.41 | 4,836,862.95 | 0.00 | 76,682,904.53 | 69,837,527.87 | 3,427,991.32 | 73,265,519.19 | 2,000,144.94 | 3 % | |
| Non-Tax | | 74,682,759.59 | 57,557,706.69 | 13,142,449.44 | 4,751,484.60 | 0.00 | 75,451,640.73 | 68,606,264.07 | 3,427,991.32 | 72,034,255.39 | 768,881.14 | 1 % | |
| Fines and Penalties - Service Income | 4020114000 | 361,000.00 | 789,152.29 | 1,686,340.78 | 177,676.86 | 0.00 | 2,653,169.93 | 2,481,484.56 | 11,808.78 | 2,493,293.34 | 2,292,169.93 | 635 % | |
| Other Service Income | 4020199099 | 74,321,759.59 | 56,768,554.40 | 11,456,108.66 | 4,573,807.74 | 0.00 | 72,798,470.80 | 66,124,779.51 | 3,416,182.54 | 69,540,962.05 | (1,523,288.79) | -2 % | |
| Others | | 0.00 | 772,874.48 | 373,010.97 | 85,378.35 | 0.00 | 1,231,263.80 | 1,231,263.80 | 0.00 | 1,231,263.80 | 1,231,263.80 | 0 % | |
| Accounts Receivable | 1030101000 | 0.00 | 772,874.48 | 20,125.94 | 85,378.35 | 0.00 | 878,378.77 | 878,378.77 | 0.00 | 878,378.77 | 878,378.77 | 0 % | |
| Other Unearned Revenue | 2050299000 | 0.00 | 0.00 | 352,885.03 | 0.00 | 0.00 | 352,885.03 | 352,885.03 | 0.00 | 352,885.03 | 352,885.03 | 0 % | |
| GRAND TOTAL | | 74,682,759.59 | 58,330,581.17 | 13,515,460.41 | 4,836,862.95 | 0.00 | 76,682,904.53 | 69,837,527.87 | 3,427,991.32 | 73,265,519.19 | 2,000,144.94 | 3 % | |


Certified Correct:


EDEN Z. EVANGELISTA
 Chief Accountant
 10/29/24

Recommending Approval:


CHERYL V. PASCUA
 Director II, MFAS

Approved By:


SONJA B. MALALUAN
 Administrator
 10/29/24

STATEMENT OF APPROVED BUDGET, UTILIZATIONS, DISBURSEMENTS AND BALANCES FOR TRUST RECEIPTS
 (for Implementing Agency use only)
 As at the Quarter Ending September 30, 2024

Department : Department of Transportation (DOTr)
 Agency/Entity : Maritime Industry Authority (MARINA)
 Region : ALL
 Division : ALL
 Operating Unit : ALL
 Fund Cluster : 01 - Regular Agency Fund
 (e.g. UACS Fund Cluster: 05-Internally Generated Funds and 06-Business Related Funds)

Inter Agency Fund Transfer
 Grants and Donations (Less than 12 months)

| Particulars | UACS CODE | Approved Budget | | | Utilizations | | | | | Disbursements | | | | | Balances | | | |
|-------------|-----------|---------------------------|--|---------------------------|-----------------------------|----------------------------|---------------------------------|--------------------------------|--------------|-----------------------------|----------------------------|---------------------------------|--------------------------------|------------------|-------------------|------------------------------------|----------------------------|--|
| | | Approved Budgeted Revenue | Adjustments (Reductions, Modifications/ Augmentations) | Adjusted Budgeted Revenue | 1st Quarter Ending March 31 | 2nd Quarter Ending June 30 | 3rd Quarter Ending September 30 | 4th Quarter Ending December 31 | Total | 1st Quarter Ending March 31 | 2nd Quarter Ending June 30 | 3rd Quarter Ending September 30 | 4th Quarter Ending December 31 | Total | Unutilized Budget | Unpaid Obligations (10-15)-(17+18) | | |
| | | | | | | | | | | | | | | | | Due and Demandable | Not Yet Due and Demandable | |
| 1 | 2 | 3 | 4 | 5=(3+(-4)) | 6 | 7 | 8 | 9 | 10=(6+7+8+9) | 11 | 12 | 13 | 14 | 15=(11+12+13+14) | 16=(5-10) | 17 | 18 | |
| | | | | | | | | | | | | | | | | | | |

Certified Correct:

 Atty. MARIVIC S. RAMOS
 Budget Officer
 Date: _____

Certified Correct:

 EDEN Z. EVANGELISTA
 Chief Accountant
 Date: _____

Recommending Approval By:

 CHERYL V. PASCUA
 Director II, MFAS
 Date: _____

Approved By:

 SONIA B. BALALUAN
 Administrator
 Date: _____

ms 10/29/24