

**FY 2025 FINANCIAL PLAN**  
(In Thousand Pesos)

**Department** : Department of Transportation (DOTr)  
**Agency/Entity** : Maritime Industry Authority (MARINA)  
**Region** : ALL  
**Division** : ALL  
**Operating Unit** : ALL

Particulars	UACS CODE	Current Year's Obligation			Budget Year Obligation Program										
		Actual Jan.1 - Sept.30	Estimate Oct.1 - Dec.31	Total	Total	GAAAO (ANNEX A)					FOR ISSUANCE OF GARO / SARO				
						Quarter 1	Quarter 2	Quarter 3	Quarter 4	Sub Total	Quarter 1	Quarter 2	Quarter 3	Quarter 4	Sub Total
1	2	3	4	5=3+4	6=11+16	7	8	9	10	11=7+8+9+10	12	13	14	15	16=12+13+14+15
I. Budget Year / Appropriations		857,756	340,454	1,198,210	1,313,032	453,767	265,391	235,686	293,534	1,248,378	0	41,720	14,621	8,313	64,654
General Administration and Support	10000000000000	123,476	48,734	172,210	210,928	49,464	55,024	51,155	55,285	210,928	0	0	0	0	0
General Management and Supervision	100000100001000	122,446	41,536	163,982	204,004	49,464	52,428	48,953	53,159	204,004	0	0	0	0	0
National Capital Region (NCR)		122,446	41,536	163,982	204,004	49,464	52,428	48,953	53,159	204,004	0	0	0	0	0
Central Office		122,446	41,536	163,982	204,004	49,464	52,428	48,953	53,159	204,004	0	0	0	0	0
PS		40,761	30,668	71,429	77,145	17,749	20,713	17,238	21,445	77,145	0	0	0	0	0
MOOE		81,685	10,868	92,553	126,859	31,715	31,715	31,715	31,714	126,859	0	0	0	0	0
Administration of Personnel Benefits	100000100002000	1,030	7,198	8,228	6,924	0	2,596	2,202	2,126	6,924	0	0	0	0	0
National Capital Region (NCR)		1,030	7,198	8,228	6,924	0	2,596	2,202	2,126	6,924	0	0	0	0	0
Central Office		1,030	7,198	8,228	6,924	0	2,596	2,202	2,126	6,924	0	0	0	0	0
PS		1,030	7,198	8,228	6,924	0	2,596	2,202	2,126	6,924	0	0	0	0	0
Support to Operations	2000000000000000	144,509	2,444	146,953	223,411	163,657	20,094	19,424	20,236	223,411	0	0	0	0	0
Implementation of the Management Information System	200000100001000	144,509	2,444	146,953	223,411	163,657	20,094	19,424	20,236	223,411	0	0	0	0	0
National Capital Region (NCR)		144,509	2,444	146,953	223,411	163,657	20,094	19,424	20,236	223,411	0	0	0	0	0
Central Office		144,509	2,444	146,953	223,411	163,657	20,094	19,424	20,236	223,411	0	0	0	0	0
PS		7,739	1,995	9,734	10,593	2,351	2,923	2,253	3,066	10,593	0	0	0	0	0
MOOE		2,892	0	2,892	122,293	70,781	17,171	17,171	17,170	122,293	0	0	0	0	0
CO		133,878	449	134,327	90,525	90,525	0	0	0	90,525	0	0	0	0	0
Operations	3000000000000000	589,771	289,276	879,047	878,693	240,646	190,273	165,107	218,013	814,039	0	41,720	14,621	8,313	64,654
MARITIME INDUSTRY PROMOTION AND DEVELOPMENT PROGRAM	3101000000000000	9,137	6,531	15,668	31,876	7,561	8,349	7,421	8,545	31,876	0	0	0	0	0
Formulation of policies, projects and programs for the promotion and development of the maritime industry	310100100001000	9,137	6,531	15,668	31,876	7,561	8,349	7,421	8,545	31,876	0	0	0	0	0
National Capital Region (NCR)		9,137	6,531	15,668	31,876	7,561	8,349	7,421	8,545	31,876	0	0	0	0	0
Central Office		9,137	6,531	15,668	31,876	7,561	8,349	7,421	8,545	31,876	0	0	0	0	0
PS		7,675	6,531	14,206	14,697	3,266	4,054	3,126	4,251	14,697	0	0	0	0	0
MOOE		1,462	0	1,462	17,179	4,295	4,295	4,295	4,294	17,179	0	0	0	0	0
MARITIME INDUSTRY REGULATORY AND SUPERVISION PROGRAM	3201000000000000	580,634	282,745	863,379	846,817	233,085	181,924	157,686	209,468	782,163	0	41,720	14,621	8,313	64,654

**Department** : Department of Transportation (DOTr)  
**Agency/Entity** : Maritime Industry Authority (MARINA)  
**Region** : ALL  
**Division** : ALL  
**Operating Unit** : ALL

Particulars	UACS CODE	Current Year's Obligation			Budget Year Obligation Program										
		Actual Jan.1 - Sept.30	Estimate Oct.1 - Dec.31	Total	Total	GAAAO (ANNEX A)					FOR ISSUANCE OF GARO / SARO				
						Quarter 1	Quarter 2	Quarter 3	Quarter 4	Sub Total	Quarter 1	Quarter 2	Quarter 3	Quarter 4	Sub Total
1	2	3	4	5=3+4	6=11+16	7	8	9	10	11=7+8+9+10	12	13	14	15	16=12+13+14+15
Registration and provision of authority for ships and shipyards; certification and documentation for seafarers; accreditation of training programs, faculty and other maritime enterprises	320100100001000	568,673	271,372	840,045	822,979	227,645	175,487	152,435	202,758	758,325	0	41,720	14,621	8,313	64,654
National Capital Region (NCR)		371,858	172,686	544,544	473,661	157,400	101,573	88,377	126,311	473,661	0	0	0	0	0
Central Office		371,858	172,686	544,544	473,661	157,400	101,573	88,377	126,311	473,661	0	0	0	0	0
PS		179,960	40,277	220,237	207,448	46,018	57,296	44,100	60,034	207,448	0	0	0	0	0
MOOE		191,898	132,409	324,307	266,213	111,382	44,277	44,277	66,277	266,213	0	0	0	0	0
Region I - Ilocos		12,254	7,737	19,991	17,474	4,134	4,579	4,036	4,725	17,474	0	0	0	0	0
Regional Office - I		12,254	7,737	19,991	17,474	4,134	4,579	4,036	4,725	17,474	0	0	0	0	0
PS		6,097	3,248	9,345	8,625	1,922	2,367	1,824	2,512	8,625	0	0	0	0	0
MOOE		6,157	4,489	10,646	8,849	2,212	2,212	2,212	2,213	8,849	0	0	0	0	0
Region IVA - CALABARZON		27,489	11,906	39,395	43,843	13,714	10,352	9,047	10,730	43,843	0	0	0	0	0
Regional Office - IVA		27,489	11,906	39,395	43,843	13,714	10,352	9,047	10,730	43,843	0	0	0	0	0
PS		14,941	5,159	20,100	20,605	4,604	5,642	4,338	6,021	20,605	0	0	0	0	0
MOOE		12,548	6,747	19,295	18,838	4,710	4,710	4,709	4,709	18,838	0	0	0	0	0
CO		0	0	0	4,400	4,400	0	0	0	4,400	0	0	0	0	0
Region V - Bicol		15,141	7,573	22,714	19,574	4,592	5,165	4,453	5,364	19,574	0	0	0	0	0
Regional Office - V		15,141	7,573	22,714	19,574	4,592	5,165	4,453	5,364	19,574	0	0	0	0	0
PS		8,383	3,468	11,851	11,328	2,531	3,104	2,391	3,302	11,328	0	0	0	0	0
MOOE		6,758	4,105	10,863	8,246	2,061	2,061	2,062	2,062	8,246	0	0	0	0	0
Region VI - Western Visayas		20,210	10,514	30,724	31,288	7,425	8,185	7,250	8,428	31,288	0	0	0	0	0
Regional Office - VI		20,210	10,514	30,724	31,288	7,425	8,185	7,250	8,428	31,288	0	0	0	0	0
PS		9,883	5,734	15,617	14,733	3,286	4,046	3,111	4,290	14,733	0	0	0	0	0
MOOE		10,327	4,780	15,107	16,555	4,139	4,139	4,139	4,138	16,555	0	0	0	0	0
Region VII - Central Visayas		28,901	14,513	43,414	41,942	9,886	11,037	9,661	11,358	41,942	0	0	0	0	0
Regional Office - VII		28,901	14,513	43,414	41,942	9,886	11,037	9,661	11,358	41,942	0	0	0	0	0
PS		16,016	7,504	23,520	21,356	4,739	5,890	4,515	6,212	21,356	0	0	0	0	0
MOOE		12,885	7,009	19,894	20,586	5,147	5,147	5,146	5,146	20,586	0	0	0	0	0
Region VIII - Eastern Visayas		18,820	10,329	29,149	91,408	6,298	7,036	6,095	7,325	26,754	0	41,720	14,621	8,313	64,654
Regional Office - VIII		18,820	10,329	29,149	91,408	6,298	7,036	6,095	7,325	26,754	0	41,720	14,621	8,313	64,654

**Department** : Department of Transportation (DOTr)  
**Agency/Entity** : Maritime Industry Authority (MARINA)  
**Region** : ALL  
**Division** : ALL  
**Operating Unit** : ALL

Particulars	UACS CODE	Current Year's Obligation			Budget Year Obligation Program										
		Actual Jan.1 - Sept.30	Estimate Oct.1 - Dec.31	Total	Total	GAAAO (ANNEX A)					FOR ISSUANCE OF GARO / SARO				
						Quarter 1	Quarter 2	Quarter 3	Quarter 4	Sub Total	Quarter 1	Quarter 2	Quarter 3	Quarter 4	Sub Total
1	2	3	4	5=3+4	6=11+16	7	8	9	10	11=7+8+9+10	12	13	14	15	16=12+13+14+15
PS		11,132	5,352	16,484	14,998	3,359	4,097	3,156	4,386	14,998	0	0	0	0	0
MOOE		7,688	4,977	12,665	37,409	2,939	2,939	2,939	2,939	11,756	0	9,720	7,620	8,313	25,653
CO		0	0	0	39,001	0	0	0	0	0	0	32,000	7,001	0	39,001
Region IX - Zamboanga Peninsula		17,081	8,070	25,151	23,626	5,492	6,287	5,330	6,517	23,626	0	0	0	0	0
Regional Office - IX		17,081	8,070	25,151	23,626	5,492	6,287	5,330	6,517	23,626	0	0	0	0	0
PS		10,611	4,205	14,816	14,965	3,326	4,122	3,165	4,352	14,965	0	0	0	0	0
MOOE		6,470	3,865	10,335	8,661	2,166	2,165	2,165	2,165	8,661	0	0	0	0	0
Region X - Northern Mindanao		15,286	7,604	22,890	20,304	4,747	5,378	4,613	5,566	20,304	0	0	0	0	0
Regional Office - X		15,286	7,604	22,890	20,304	4,747	5,378	4,613	5,566	20,304	0	0	0	0	0
PS		9,132	4,157	13,289	12,014	2,674	3,305	2,541	3,494	12,014	0	0	0	0	0
MOOE		6,154	3,447	9,601	8,290	2,073	2,073	2,072	2,072	8,290	0	0	0	0	0
Region XI - Davao		17,791	6,600	24,391	24,670	5,784	6,520	5,638	6,728	24,670	0	0	0	0	0
Regional Office - XI		17,791	6,600	24,391	24,670	5,784	6,520	5,638	6,728	24,670	0	0	0	0	0
PS		10,263	2,769	13,032	13,808	3,069	3,805	2,922	4,012	13,808	0	0	0	0	0
MOOE		7,528	3,831	11,359	10,862	2,715	2,715	2,716	2,716	10,862	0	0	0	0	0
Region XII - SOCCSKSARGEN		12,137	7,767	19,904	17,453	4,053	4,649	3,926	4,825	17,453	0	0	0	0	0
Regional Office - XII		12,137	7,767	19,904	17,453	4,053	4,649	3,926	4,825	17,453	0	0	0	0	0
PS		7,981	4,532	12,513	11,384	2,535	3,132	2,409	3,308	11,384	0	0	0	0	0
MOOE		4,156	3,235	7,391	6,069	1,518	1,517	1,517	1,517	6,069	0	0	0	0	0
Region XIII - CARAGA		11,705	6,073	17,778	17,736	4,120	4,726	4,009	4,881	17,736	0	0	0	0	0
Regional Office - XIII		11,705	6,073	17,778	17,736	4,120	4,726	4,009	4,881	17,736	0	0	0	0	0
PS		8,188	3,222	11,410	11,218	2,491	3,097	2,379	3,251	11,218	0	0	0	0	0
MOOE		3,517	2,851	6,368	6,518	1,629	1,629	1,630	1,630	6,518	0	0	0	0	0
Monitoring and enforcement of maritime laws and regulations	320100100002000	11,961	11,373	23,334	23,838	5,440	6,437	5,251	6,710	23,838	0	0	0	0	0
National Capital Region (NCR)		11,961	11,373	23,334	23,838	5,440	6,437	5,251	6,710	23,838	0	0	0	0	0
Central Office		11,961	11,373	23,334	23,838	5,440	6,437	5,251	6,710	23,838	0	0	0	0	0
PS		9,510	11,373	20,883	18,709	4,158	5,155	3,969	5,427	18,709	0	0	0	0	0
MOOE		2,451	0	2,451	5,129	1,282	1,282	1,282	1,283	5,129	0	0	0	0	0
II. Automatic Appropriations		30,576	13,729	44,305	66,197	0	0	0	0	0	10,551	10,550	34,544	10,552	66,197

**Department** : Department of Transportation (DOTr)  
**Agency/Entity** : Maritime Industry Authority (MARINA)  
**Region** : ALL  
**Division** : ALL  
**Operating Unit** : ALL

Particulars	UACS CODE	Current Year's Obligation			Budget Year Obligation Program										
		Actual Jan.1 - Sept.30	Estimate Oct.1 - Dec.31	Total	Total	GAAAO (ANNEX A)					FOR ISSUANCE OF GARO / SARO				
						Quarter 1	Quarter 2	Quarter 3	Quarter 4	Sub Total	Quarter 1	Quarter 2	Quarter 3	Quarter 4	Sub Total
1	2	3	4	5=3+4	6=11+16	7	8	9	10	11=7+8+9+10	12	13	14	15	16=12+13+14+15
Retirement and Life Insurance Premiums		19,039	8,440	27,479	26,307	0	0	0	0	0	6,576	6,576	6,577	6,578	26,307
General Administration and Support	1000000000000000	3,809	2,764	6,573	5,004	0	0	0	0	0	1,251	1,251	1,251	1,251	5,004
General Management and Supervision	100000100001000	3,809	2,764	6,573	5,004	0	0	0	0	0	1,251	1,251	1,251	1,251	5,004
National Capital Region (NCR)		3,809	2,764	6,573	5,004	0	0	0	0	0	1,251	1,251	1,251	1,251	5,004
Central Office		3,809	2,764	6,573	5,004	0	0	0	0	0	1,251	1,251	1,251	1,251	5,004
PS		3,809	2,764	6,573	5,004	0	0	0	0	0	1,251	1,251	1,251	1,251	5,004
Support to Operations	2000000000000000	669	227	896	965	0	0	0	0	0	241	241	241	242	965
Implementation of the Management Information System	200000100001000	669	227	896	965	0	0	0	0	0	241	241	241	242	965
National Capital Region (NCR)		669	227	896	965	0	0	0	0	0	241	241	241	242	965
Central Office		669	227	896	965	0	0	0	0	0	241	241	241	242	965
PS		669	227	896	965	0	0	0	0	0	241	241	241	242	965
Operations	3000000000000000	14,561	5,449	20,010	20,338	0	0	0	0	0	5,084	5,084	5,085	5,085	20,338
MARITIME INDUSTRY PROMOTION AND DEVELOPMENT PROGRAM	3101000000000000	726	572	1,298	1,336	0	0	0	0	0	334	334	334	334	1,336
Formulation of policies, projects and programs for the promotion and development of the maritime industry	310100100001000	726	572	1,298	1,336	0	0	0	0	0	334	334	334	334	1,336
National Capital Region (NCR)		726	572	1,298	1,336	0	0	0	0	0	334	334	334	334	1,336
Central Office		726	572	1,298	1,336	0	0	0	0	0	334	334	334	334	1,336
PS		726	572	1,298	1,336	0	0	0	0	0	334	334	334	334	1,336
MARITIME INDUSTRY REGULATORY AND SUPERVISION PROGRAM	3201000000000000	13,835	4,877	18,712	19,002	0	0	0	0	0	4,750	4,750	4,751	4,751	19,002
Registration and provision of authority for ships and shipyards; certification and documentation for seafarers; accreditation of training programs, faculty and other maritime enterprises	320100100001000	13,835	4,877	18,712	19,002	0	0	0	0	0	4,750	4,750	4,751	4,751	19,002
National Capital Region (NCR)		13,835	4,877	18,712	19,002	0	0	0	0	0	4,750	4,750	4,751	4,751	19,002
Central Office		13,835	4,877	18,712	19,002	0	0	0	0	0	4,750	4,750	4,751	4,751	19,002
PS		13,835	4,877	18,712	19,002	0	0	0	0	0	4,750	4,750	4,751	4,751	19,002
MARINA Tonnage Fees		0	0	0	23,993	0	0	0	0	0	0	0	23,993	0	23,993
Operations	3000000000000000	0	0	0	23,993	0	0	0	0	0	0	0	23,993	0	23,993
MARITIME INDUSTRY REGULATORY AND SUPERVISION PROGRAM	3201000000000000	0	0	0	23,993	0	0	0	0	0	0	0	23,993	0	23,993
Registration and provision of authority for ships and shipyards; certification and documentation for seafarers; accreditation of training programs, faculty and other maritime enterprises	320100100001000	0	0	0	23,993	0	0	0	0	0	0	0	23,993	0	23,993



**Department** : Department of Transportation (DOTr)  
**Agency/Entity** : Maritime Industry Authority (MARINA)  
**Region** : ALL  
**Division** : ALL  
**Operating Unit** : ALL

Particulars	UACS CODE	Current Year's Obligation			Budget Year Obligation Program											
		Actual Jan.1 - Sept.30	Estimate Oct.1 - Dec.31	Total	Total	GAAAO (ANNEX A)					FOR ISSUANCE OF GARO / SARO					
						Quarter 1	Quarter 2	Quarter 3	Quarter 4	Sub Total	Quarter 1	Quarter 2	Quarter 3	Quarter 4	Sub Total	
1	2	3	4	5=3+4	6=11+16	7	8	9	10	11=7+8+9+10	12	13	14	15	16=12+13+14+15	
National Capital Region (NCR)		0	0	0	23,993	0	0	0	0	0	0	0	0	23,993	0	23,993
Central Office		0	0	0	23,993	0	0	0	0	0	0	0	0	23,993	0	23,993
MOOE		0	0	0	23,993	0	0	0	0	0	0	0	0	23,993	0	23,993
Retirement and Life Insurance Premiums		11,537	5,289	16,826	15,897	0	0	0	0	0	3,975	3,974	3,974	3,974	15,897	
Operations	3000000000000000	11,537	5,289	16,826	15,897	0	0	0	0	0	3,975	3,974	3,974	3,974	15,897	
MARITIME INDUSTRY REGULATORY AND SUPERVISION PROGRAM	3201000000000000	11,537	5,289	16,826	15,897	0	0	0	0	0	3,975	3,974	3,974	3,974	15,897	
Registration and provision of authority for ships and shipyards; certification and documentation for seafarers; accreditation of training programs, faculty and other maritime enterprises	320100100001000	10,842	4,069	14,911	14,189	0	0	0	0	0	3,548	3,547	3,547	3,547	14,189	
Region I - Ilocos		617	227	844	781	0	0	0	0	0	195	195	195	196	781	
Regional Office - I		617	227	844	781	0	0	0	0	0	195	195	195	196	781	
PS		617	227	844	781	0	0	0	0	0	195	195	195	196	781	
Region IVA - CALABARZON		1,447	485	1,932	1,878	0	0	0	0	0	469	469	470	470	1,878	
Regional Office - IVA		1,447	485	1,932	1,878	0	0	0	0	0	469	469	470	470	1,878	
PS		1,447	485	1,932	1,878	0	0	0	0	0	469	469	470	470	1,878	
Region V - Bicol		822	244	1,066	1,026	0	0	0	0	0	257	257	256	256	1,026	
Regional Office - V		822	244	1,066	1,026	0	0	0	0	0	257	257	256	256	1,026	
PS		822	244	1,066	1,026	0	0	0	0	0	257	257	256	256	1,026	
Region VI - Western Visayas		952	406	1,358	1,346	0	0	0	0	0	336	336	337	337	1,346	
Regional Office - VI		952	406	1,358	1,346	0	0	0	0	0	336	336	337	337	1,346	
PS		952	406	1,358	1,346	0	0	0	0	0	336	336	337	337	1,346	
Region VII - Central Visayas		1,532	488	2,020	1,980	0	0	0	0	0	495	495	495	495	1,980	
Regional Office - VII		1,532	488	2,020	1,980	0	0	0	0	0	495	495	495	495	1,980	
PS		1,532	488	2,020	1,980	0	0	0	0	0	495	495	495	495	1,980	
Region VIII - Eastern Visayas		1,019	551	1,570	1,355	0	0	0	0	0	339	339	339	338	1,355	
Regional Office - VIII		1,019	551	1,570	1,355	0	0	0	0	0	339	339	339	338	1,355	
PS		1,019	551	1,570	1,355	0	0	0	0	0	339	339	339	338	1,355	
Region IX - Zamboanga Peninsula		1,057	387	1,444	1,378	0	0	0	0	0	345	345	344	344	1,378	
Regional Office - IX		1,057	387	1,444	1,378	0	0	0	0	0	345	345	344	344	1,378	
PS		1,057	387	1,444	1,378	0	0	0	0	0	345	345	344	344	1,378	

**Department** : Department of Transportation (DOTr)  
**Agency/Entity** : Maritime Industry Authority (MARINA)  
**Region** : ALL  
**Division** : ALL  
**Operating Unit** : ALL

Particulars	UACS CODE	Current Year's Obligation			Budget Year Obligation Program										
		Actual Jan.1 - Sept.30	Estimate Oct.1 - Dec.31	Total	Total	GAAAO (ANNEX A)					FOR ISSUANCE OF GARO / SARO				
						Quarter 1	Quarter 2	Quarter 3	Quarter 4	Sub Total	Quarter 1	Quarter 2	Quarter 3	Quarter 4	Sub Total
1	2	3	4	5=3+4	6=11+16	7	8	9	10	11=7+8+9+10	12	13	14	15	16=12+13+14+15
Region X - Northern Mindanao		868	420	1,288	1,100	0	0	0	0	0	275	275	275	275	1,100
Regional Office - X		868	420	1,288	1,100	0	0	0	0	0	275	275	275	275	1,100
PS		868	420	1,288	1,100	0	0	0	0	0	275	275	275	275	1,100
Region XI - Davao		945	323	1,268	1,271	0	0	0	0	0	318	318	318	317	1,271
Regional Office - XI		945	323	1,268	1,271	0	0	0	0	0	318	318	318	317	1,271
PS		945	323	1,268	1,271	0	0	0	0	0	318	318	318	317	1,271
Region XII - SOCCSKSARGEN		815	298	1,113	1,041	0	0	0	0	0	261	260	260	260	1,041
Regional Office - XII		815	298	1,113	1,041	0	0	0	0	0	261	260	260	260	1,041
PS		815	298	1,113	1,041	0	0	0	0	0	261	260	260	260	1,041
Region XIII - CARAGA		768	240	1,008	1,033	0	0	0	0	0	258	258	258	259	1,033
Regional Office - XIII		768	240	1,008	1,033	0	0	0	0	0	258	258	258	259	1,033
PS		768	240	1,008	1,033	0	0	0	0	0	258	258	258	259	1,033
Monitoring and enforcement of maritime laws and regulations	320100100002000	695	1,220	1,915	1,708	0	0	0	0	0	427	427	427	427	1,708
National Capital Region (NCR)		695	1,220	1,915	1,708	0	0	0	0	0	427	427	427	427	1,708
Central Office		695	1,220	1,915	1,708	0	0	0	0	0	427	427	427	427	1,708
PS		695	1,220	1,915	1,708	0	0	0	0	0	427	427	427	427	1,708
III. Special Purpose Fund		12,417	27,077	39,494	0	0	0	0	0	0	0	0	0	0	0
Miscellaneous Personnel Benefits Fund	101406	768	0	768	0	0	0	0	0	0	0	0	0	0	0
Region VII - Central Visayas		768	0	768	0	0	0	0	0	0	0	0	0	0	0
Regional Office - VII		768	0	768	0	0	0	0	0	0	0	0	0	0	0
PS		768	0	768	0	0	0	0	0	0	0	0	0	0	0
Pension and Gratuity Fund	101407	11,649	143	11,792	0	0	0	0	0	0	0	0	0	0	0
National Capital Region (NCR)		10,809	143	10,952	0	0	0	0	0	0	0	0	0	0	0
Central Office		10,809	143	10,952	0	0	0	0	0	0	0	0	0	0	0
PS		10,809	143	10,952	0	0	0	0	0	0	0	0	0	0	0
Region VII - Central Visayas		840	0	840	0	0	0	0	0	0	0	0	0	0	0
Regional Office - VII		840	0	840	0	0	0	0	0	0	0	0	0	0	0
PS		840	0	840	0	0	0	0	0	0	0	0	0	0	0
For payment of Personnel Benefits	105462	0	22,846	22,846	0	0	0	0	0	0	0	0	0	0	0

**Department** : Department of Transportation (DOTr)  
**Agency/Entity** : Maritime Industry Authority (MARINA)  
**Region** : ALL  
**Division** : ALL  
**Operating Unit** : ALL

Particulars	UACS CODE	Current Year's Obligation			Budget Year Obligation Program											
		Actual Jan.1 - Sept.30	Estimate Oct.1 - Dec.31	Total	Total	GAAA (ANNEX A)					FOR ISSUANCE OF GARO / SARO					
						Quarter 1	Quarter 2	Quarter 3	Quarter 4	Sub Total	Quarter 1	Quarter 2	Quarter 3	Quarter 4	Sub Total	
1	2	3	4	5=3+4	6=11+16	7	8	9	10	11=7+8+9+10	12	13	14	15	16=12+13+14+15	
National Capital Region (NCR)		0	21,740	21,740	0	0	0	0	0	0	0	0	0	0	0	0
Central Office		0	21,740	21,740	0	0	0	0	0	0	0	0	0	0	0	0
PS		0	21,740	21,740	0	0	0	0	0	0	0	0	0	0	0	0
Region VII - Central Visayas		0	1,106	1,106	0	0	0	0	0	0	0	0	0	0	0	0
Regional Office - VII		0	1,106	1,106	0	0	0	0	0	0	0	0	0	0	0	0
PS		0	1,106	1,106	0	0	0	0	0	0	0	0	0	0	0	0
Pension and Gratuity Fund	105463	0	4,088	4,088	0	0	0	0	0	0	0	0	0	0	0	0
National Capital Region (NCR)		0	4,088	4,088	0	0	0	0	0	0	0	0	0	0	0	0
Central Office		0	4,088	4,088	0	0	0	0	0	0	0	0	0	0	0	0
PS		0	4,088	4,088	0	0	0	0	0	0	0	0	0	0	0	0
TOTAL, Current Year Budget / Appropriations		890,592	381,260	1,271,852	1,379,229	453,767	265,391	235,686	293,534	1,248,378	10,551	52,270	49,165	18,865	130,851	
National Capital Region (NCR)		680,673	277,399	958,072	1,015,722	383,522	191,477	171,628	217,087	963,714	7,003	7,003	30,997	7,005	52,008	
Central Office		680,673	277,399	958,072	1,015,722	383,522	191,477	171,628	217,087	963,714	7,003	7,003	30,997	7,005	52,008	
PS		266,407	133,673	400,080	363,531	73,542	92,737	72,888	96,349	335,516	7,003	7,003	7,004	7,005	28,015	
MOOE		280,388	143,277	423,665	561,666	219,455	98,740	98,740	120,738	537,673	0	0	23,993	0	23,993	
CO		133,878	449	134,327	90,525	90,525	0	0	0	90,525	0	0	0	0	0	
Region I - Ilocos		12,870	7,964	20,834	18,255	4,134	4,579	4,036	4,725	17,474	195	195	195	196	781	
Regional Office - I		12,870	7,964	20,834	18,255	4,134	4,579	4,036	4,725	17,474	195	195	195	196	781	
PS		6,713	3,475	10,188	9,406	1,922	2,367	1,824	2,512	8,625	195	195	195	196	781	
MOOE		6,157	4,489	10,646	8,849	2,212	2,212	2,212	2,213	8,849	0	0	0	0	0	
Region IVA - CALABARZON		29,932	12,391	42,323	45,721	13,714	10,352	9,047	10,730	43,843	469	469	470	470	1,878	
Regional Office - IVA		29,932	12,391	42,323	45,721	13,714	10,352	9,047	10,730	43,843	469	469	470	470	1,878	
PS		17,384	5,644	23,028	22,483	4,604	5,642	4,338	6,021	20,605	469	469	470	470	1,878	
MOOE		12,548	6,747	19,295	18,838	4,710	4,710	4,709	4,709	18,838	0	0	0	0	0	
CO		0	0	0	4,400	4,400	0	0	0	4,400	0	0	0	0	0	
Region V - Bicol		15,963	7,817	23,780	20,600	4,592	5,165	4,453	5,364	19,574	257	257	256	256	1,026	
Regional Office - V		15,963	7,817	23,780	20,600	4,592	5,165	4,453	5,364	19,574	257	257	256	256	1,026	
PS		9,205	3,712	12,917	12,354	2,531	3,104	2,391	3,302	11,328	257	257	256	256	1,026	
MOOE		6,758	4,105	10,863	8,246	2,061	2,061	2,062	2,062	8,246	0	0	0	0	0	

**Department** : Department of Transportation (DOTr)  
**Agency/Entity** : Maritime Industry Authority (MARINA)  
**Region** : ALL  
**Division** : ALL  
**Operating Unit** : ALL

Particulars	UACS CODE	Current Year's Obligation			Budget Year Obligation Program										
		Actual Jan.1 - Sept.30	Estimate Oct.1 - Dec.31	Total	Total	GAAAO (ANNEX A)					FOR ISSUANCE OF GARO / SARO				
						Quarter 1	Quarter 2	Quarter 3	Quarter 4	Sub Total	Quarter 1	Quarter 2	Quarter 3	Quarter 4	Sub Total
1	2	3	4	5=3+4	6=11+16	7	8	9	10	11=7+8+9+10	12	13	14	15	16=12+13+14+15
Region VI - Western Visayas		21,360	10,920	32,280	32,634	7,425	8,185	7,250	8,428	31,288	336	336	337	337	1,346
Regional Office - VI		21,360	10,920	32,280	32,634	7,425	8,185	7,250	8,428	31,288	336	336	337	337	1,346
PS		11,033	6,140	17,173	16,079	3,286	4,046	3,111	4,290	14,733	336	336	337	337	1,346
MOOE		10,327	4,780	15,107	16,555	4,139	4,139	4,139	4,138	16,555	0	0	0	0	0
Region VII - Central Visayas		31,503	16,107	47,610	43,922	9,886	11,037	9,661	11,358	41,942	495	495	495	495	1,980
Regional Office - VII		31,503	16,107	47,610	43,922	9,886	11,037	9,661	11,358	41,942	495	495	495	495	1,980
PS		18,618	9,098	27,716	23,336	4,739	5,890	4,515	6,212	21,356	495	495	495	495	1,980
MOOE		12,885	7,009	19,894	20,586	5,147	5,147	5,146	5,146	20,586	0	0	0	0	0
Region VIII - Eastern Visayas		19,839	10,880	30,719	92,763	6,298	7,036	6,095	7,325	26,754	339	42,059	14,960	8,651	66,009
Regional Office - VIII		19,839	10,880	30,719	92,763	6,298	7,036	6,095	7,325	26,754	339	42,059	14,960	8,651	66,009
PS		12,151	5,903	18,054	16,353	3,359	4,097	3,156	4,386	14,998	339	339	339	338	1,355
MOOE		7,688	4,977	12,665	37,409	2,939	2,939	2,939	2,939	11,756	0	9,720	7,620	8,313	25,653
CO		0	0	0	39,001	0	0	0	0	0	0	32,000	7,001	0	39,001
Region IX - Zamboanga Peninsula		18,138	8,457	26,595	25,004	5,492	6,287	5,330	6,517	23,626	345	345	344	344	1,378
Regional Office - IX		18,138	8,457	26,595	25,004	5,492	6,287	5,330	6,517	23,626	345	345	344	344	1,378
PS		11,668	4,592	16,260	16,343	3,326	4,122	3,165	4,352	14,965	345	345	344	344	1,378
MOOE		6,470	3,865	10,335	8,661	2,166	2,165	2,165	2,165	8,661	0	0	0	0	0
Region X - Northern Mindanao		16,154	8,024	24,178	21,404	4,747	5,378	4,613	5,566	20,304	275	275	275	275	1,100
Regional Office - X		16,154	8,024	24,178	21,404	4,747	5,378	4,613	5,566	20,304	275	275	275	275	1,100
PS		10,000	4,577	14,577	13,114	2,674	3,305	2,541	3,494	12,014	275	275	275	275	1,100
MOOE		6,154	3,447	9,601	8,290	2,073	2,073	2,072	2,072	8,290	0	0	0	0	0
Region XI - Davao		18,736	6,923	25,659	25,941	5,784	6,520	5,638	6,728	24,670	318	318	318	317	1,271
Regional Office - XI		18,736	6,923	25,659	25,941	5,784	6,520	5,638	6,728	24,670	318	318	318	317	1,271
PS		11,208	3,092	14,300	15,079	3,069	3,805	2,922	4,012	13,808	318	318	318	317	1,271
MOOE		7,528	3,831	11,359	10,862	2,715	2,715	2,716	2,716	10,862	0	0	0	0	0
Region XII - SOCCSKSARGEN		12,951	8,065	21,016	18,494	4,053	4,649	3,926	4,825	17,453	261	260	260	260	1,041
Regional Office - XII		12,951	8,065	21,016	18,494	4,053	4,649	3,926	4,825	17,453	261	260	260	260	1,041
PS		8,795	4,830	13,625	12,425	2,535	3,132	2,409	3,308	11,384	261	260	260	260	1,041
MOOE		4,156	3,235	7,391	6,069	1,518	1,517	1,517	1,517	6,069	0	0	0	0	0

**Department** : Department of Transportation (DOTr)  
**Agency/Entity** : Maritime Industry Authority (MARINA)  
**Region** : ALL  
**Division** : ALL  
**Operating Unit** : ALL

Particulars	UACS CODE	Current Year's Obligation			Budget Year Obligation Program										
		Actual Jan.1 - Sept.30	Estimate Oct.1 - Dec.31	Total	Total	GAAAO (ANNEX A)					FOR ISSUANCE OF GARO / SARO				
						Quarter 1	Quarter 2	Quarter 3	Quarter 4	Sub Total	Quarter 1	Quarter 2	Quarter 3	Quarter 4	Sub Total
1	2	3	4	5=3+4	6=11+16	7	8	9	10	11=7+8+9+10	12	13	14	15	16=12+13+14+15
Region XIII - CARAGA		12,473	6,313	18,786	18,769	4,120	4,726	4,009	4,881	17,736	258	258	258	259	1,033
Regional Office - XIII		12,473	6,313	18,786	18,769	4,120	4,726	4,009	4,881	17,736	258	258	258	259	1,033
PS		8,956	3,462	12,418	12,251	2,491	3,097	2,379	3,251	11,218	258	258	258	259	1,033
MOOE		3,517	2,851	6,368	6,518	1,629	1,629	1,630	1,630	6,518	0	0	0	0	0
Recapitulation by Program		615,866	300,014	915,880	938,921	240,646	190,273	165,107	218,013	814,039	9,059	50,778	47,673	17,372	124,882
MARITIME INDUSTRY PROMOTION AND DEVELOPMENT PROGRAM	3101000000000000	9,863	7,103	16,966	33,212	7,561	8,349	7,421	8,545	31,876	334	334	334	334	1,336
National Capital Region (NCR)		9,863	7,103	16,966	33,212	7,561	8,349	7,421	8,545	31,876	334	334	334	334	1,336
Central Office		9,863	7,103	16,966	33,212	7,561	8,349	7,421	8,545	31,876	334	334	334	334	1,336
MARITIME INDUSTRY REGULATORY AND SUPERVISION PROGRAM	3201000000000000	606,003	292,911	898,914	905,709	233,085	181,924	157,686	209,468	782,163	8,725	50,444	47,339	17,038	123,546
National Capital Region (NCR)		398,348	190,156	588,504	542,202	162,840	108,010	93,628	133,021	497,499	5,177	5,177	29,171	5,178	44,703
Central Office		398,348	190,156	588,504	542,202	162,840	108,010	93,628	133,021	497,499	5,177	5,177	29,171	5,178	44,703
Region I - Ilocos		12,870	7,964	20,834	18,255	4,134	4,579	4,036	4,725	17,474	195	195	195	196	781
Regional Office - I		12,870	7,964	20,834	18,255	4,134	4,579	4,036	4,725	17,474	195	195	195	196	781
Region IVA - CALABARZON		28,936	12,391	41,327	45,721	13,714	10,352	9,047	10,730	43,843	469	469	470	470	1,878
Regional Office - IVA		28,936	12,391	41,327	45,721	13,714	10,352	9,047	10,730	43,843	469	469	470	470	1,878
Region V - Bicol		15,963	7,817	23,780	20,600	4,592	5,165	4,453	5,364	19,574	257	257	256	256	1,026
Regional Office - V		15,963	7,817	23,780	20,600	4,592	5,165	4,453	5,364	19,574	257	257	256	256	1,026
Region VI - Western Visayas		21,162	10,920	32,082	32,634	7,425	8,185	7,250	8,428	31,288	336	336	337	337	1,346
Regional Office - VI		21,162	10,920	32,082	32,634	7,425	8,185	7,250	8,428	31,288	336	336	337	337	1,346
Region VII - Central Visayas		30,434	15,001	45,435	43,922	9,886	11,037	9,661	11,358	41,942	495	495	495	495	1,980
Regional Office - VII		30,434	15,001	45,435	43,922	9,886	11,037	9,661	11,358	41,942	495	495	495	495	1,980
Region VIII - Eastern Visayas		19,839	10,880	30,719	92,763	6,298	7,036	6,095	7,325	26,754	339	42,059	14,960	8,651	66,009
Regional Office - VIII		19,839	10,880	30,719	92,763	6,298	7,036	6,095	7,325	26,754	339	42,059	14,960	8,651	66,009
Region IX - Zamboanga Peninsula		18,137	8,457	26,594	25,004	5,492	6,287	5,330	6,517	23,626	345	345	344	344	1,378
Regional Office - IX		18,137	8,457	26,594	25,004	5,492	6,287	5,330	6,517	23,626	345	345	344	344	1,378
Region X - Northern Mindanao		16,154	8,024	24,178	21,404	4,747	5,378	4,613	5,566	20,304	275	275	275	275	1,100
Regional Office - X		16,154	8,024	24,178	21,404	4,747	5,378	4,613	5,566	20,304	275	275	275	275	1,100
Region XI - Davao		18,736	6,923	25,659	25,941	5,784	6,520	5,638	6,728	24,670	318	318	318	317	1,271
Regional Office - XI		18,736	6,923	25,659	25,941	5,784	6,520	5,638	6,728	24,670	318	318	318	317	1,271

**Department** : Department of Transportation (DOTr)  
**Agency/Entity** : Maritime Industry Authority (MARINA)  
**Region** : ALL  
**Division** : ALL  
**Operating Unit** : ALL


Particulars	UACS CODE	Current Year's Obligation			Budget Year Obligation Program										
		Actual Jan.1 - Sept.30	Estimate Oct.1 - Dec.31	Total	Total	GAAAO (ANNEX A)					FOR ISSUANCE OF GARO / SARO				
						Quarter 1	Quarter 2	Quarter 3	Quarter 4	Sub Total	Quarter 1	Quarter 2	Quarter 3	Quarter 4	Sub Total
1	2	3	4	5=3+4	6=11+16	7	8	9	10	11=7+8+9+10	12	13	14	15	16=12+13+14+15
Region XII - SOCCSKSARGEN		12,951	8,065	21,016	18,494	4,053	4,649	3,926	4,825	17,453	261	260	260	260	1,041
Regional Office - XII		12,951	8,065	21,016	18,494	4,053	4,649	3,926	4,825	17,453	261	260	260	260	1,041
Region XIII - CARAGA		12,473	6,313	18,786	18,769	4,120	4,726	4,009	4,881	17,736	258	258	258	259	1,033
Regional Office - XIII		12,473	6,313	18,786	18,769	4,120	4,726	4,009	4,881	17,736	258	258	258	259	1,033
IV. Continuing Appropriations		4,816	11,699	16,515	3,545	3,204	0	341	0	3,545	0	0	0	0	0
General Administration and Support	1000000000000000	44	456	500	726	385	0	341	0	726	0	0	0	0	0
General Management and Supervision	100000100001000	44	456	500	726	385	0	341	0	726	0	0	0	0	0
National Capital Region (NCR)		44	115	159	385	385	0	0	0	385	0	0	0	0	0
Central Office		44	115	159	385	385	0	0	0	385	0	0	0	0	0
MOOE		44	115	159	385	385	0	0	0	385	0	0	0	0	0
Region V - Bicol		0	341	341	341	0	0	341	0	341	0	0	0	0	0
Regional Office - V		0	341	341	341	0	0	341	0	341	0	0	0	0	0
MOOE		0	341	341	341	0	0	341	0	341	0	0	0	0	0
Support to Operations	2000000000000000	0	0	0	3	3	0	0	0	3	0	0	0	0	0
Implementation of the Management Information System	200000100001000	0	0	0	3	3	0	0	0	3	0	0	0	0	0
National Capital Region (NCR)		0	0	0	3	3	0	0	0	3	0	0	0	0	0
Central Office		0	0	0	3	3	0	0	0	3	0	0	0	0	0
MOOE		0	0	0	3	3	0	0	0	3	0	0	0	0	0
Operations	3000000000000000	4,772	11,243	16,015	2,816	2,816	0	0	0	2,816	0	0	0	0	0
MARITIME INDUSTRY PROMOTION AND DEVELOPMENT PROGRAM	3101000000000000	0	0	0	4	4	0	0	0	4	0	0	0	0	0
Formulation of policies, projects and programs for the promotion and development of the maritime industry	310100100001000	0	0	0	4	4	0	0	0	4	0	0	0	0	0
National Capital Region (NCR)		0	0	0	4	4	0	0	0	4	0	0	0	0	0
Central Office		0	0	0	4	4	0	0	0	4	0	0	0	0	0
MOOE		0	0	0	4	4	0	0	0	4	0	0	0	0	0
MARITIME INDUSTRY REGULATORY AND SUPERVISION PROGRAM	3201000000000000	4,772	11,243	16,015	2,812	2,812	0	0	0	2,812	0	0	0	0	0
Registration and provision of authority for ships and shipyards; certification and documentation for seafarers; accreditation of training programs, faculty and other maritime enterprises	320100100001000	1,623	1,446	3,069	2,812	2,812	0	0	0	2,812	0	0	0	0	0
National Capital Region (NCR)		1,613	1,446	3,059	2,812	2,812	0	0	0	2,812	0	0	0	0	0

**Department** : Department of Transportation (DOTr)  
**Agency/Entity** : Maritime Industry Authority (MARINA)  
**Region** : ALL  
**Division** : ALL  
**Operating Unit** : ALL

Particulars	UACS CODE	Current Year's Obligation			Budget Year Obligation Program										
		Actual Jan.1 - Sept.30	Estimate Oct.1 - Dec.31	Total	Total	GAAAO (ANNEX A)					FOR ISSUANCE OF GARO / SARO				
						Quarter 1	Quarter 2	Quarter 3	Quarter 4	Sub Total	Quarter 1	Quarter 2	Quarter 3	Quarter 4	Sub Total
1	2	3	4	5=3+4	6=11+16	7	8	9	10	11=7+8+9+10	12	13	14	15	16=12+13+14+15
Central Office		1,613	1,446	3,059	2,812	2,812	0	0	0	2,812	0	0	0	0	0
MOOE		1,613	1,446	3,059	2,812	2,812	0	0	0	2,812	0	0	0	0	0
Region X - Northern Mindanao		10	0	10	0	0	0	0	0	0	0	0	0	0	0
Regional Office - X		10	0	10	0	0	0	0	0	0	0	0	0	0	0
MOOE		10	0	10	0	0	0	0	0	0	0	0	0	0	0
Monitoring and enforcement of maritime laws and regulations	320100100002000	3,149	9,797	12,946	0	0	0	0	0	0	0	0	0	0	0
National Capital Region (NCR)		3,149	9,797	12,946	0	0	0	0	0	0	0	0	0	0	0
Central Office		3,149	9,797	12,946	0	0	0	0	0	0	0	0	0	0	0
MOOE		3,149	9,797	12,946	0	0	0	0	0	0	0	0	0	0	0

**Prepared By:**  
  
**DAN HENRY V. RAMIREZ**  
 OIC, Budget Division

**In coordination with:**  
  
**EDEN Z. EVANGELISTA**  
 Chief, Accounting Division


**Approved By:**  
  
**SONIA B. MALALUAN**  
 Administrator



FY 2025 PHYSICAL PLAN  
(Consolidated Per Office)

Appropriations: Current Year Appropriations  
Agency: Maritime Industry Authority (MARINA)  
MARINA BUDGET EXECUTION DOCUMENT 2

Particulars	UACS CODE	Current Year's Obligation			Physical Targets					Variance	REMARKS/ COMMENTS
		Actual Jan.1-Sept. 30	Estimate Oct.1-Dec	Total	Total	1st Quarter	2nd Quarter	3rd Quarter	4th Quarter		
1	2	3	4	5= 3+4	6=7+8+9+10	7	8	9	10		
OO1 : Global competitiveness of maritime industry enhanced											
MARITIME INDUSTRY PROMOTION AND DEVELOPMENT PROGRAM											
<b>Outcome Indicator(s)</b>											
1. 10% increase in the number of operating ships [AGENCY TOTAL]		12%	3%	15%							
		2388	515	2,903	1,990	502	500	494	494		Note: Agency Baseline is 1,990 based on the NEP 2024
<b>Output Indicator(s)</b>											
1) No. of policies formulated, updated, issued and disseminated [AGENCY TOTAL]		3	5	8	8	2	2	2	2		
OO2 : Accessibility, safety and efficiency of maritime transport services improved											
MARITIME INDUSTRY REGULATORY AND SUPERVISION PROGRAM											
<b>Outcome Indicator(s)</b>											
1) % of clients who rate the frontline services as satisfactory or better [AGENCY TOTAL]		95%	98%	97%	70%	70%	70%	70%	70%		
		83,844	26,909	110,753							nominal value to be reported in the actual accomplishment
2) % increase in the number of Filipino seafarers [AGENCY TOTAL]		119%	100%	219%	12%	3%	3%	3%	3%		
		74,098	24,699	98,797	7,459	1,865	1,865	1,865	1,864		
<b>Output Indicator(s)</b>											
1) % of applications received are acted upon within the standard processing time [AGENCY TOTAL]		100%	100%	100%	100%	100%	100%	100%	100%		
		839,662	258724	1,098,386							nominal value to be reported in the actual accomplishment
2) % of complaints/reports of violations received are acted upon within the standard processing time : [AGENCY TOTAL]		100%	100%	100%	100%	100%	100%	100%	100%		
		365	72	437							nominal value to be reported in the actual accomplishment

Prepared by:  
  
LUISITO O. DELOS SANTOS  
Director II, Planning and Policy Service

In coordination with:  
  
DR. JOSEPH VICTOR S. GENERATO, PhD  
Director II, Management Information Systems Service

Approved by:  
  
SONIA B. MALALUAN  
Administrator, Maritime Industry Authority (MARINA)






Department : Department of Transportation (DOTr)  
 Agency/Entity : Maritime Industry Authority (MARINA)  
 Region : ALL  
 Division : ALL  
 Operating Unit : ALL

Particulars	UACS CODE	Total Programs	Tax Remittance Advice (TRA)	Net Program	FULL YEAR REQUIREMENT																	
					QUARTER 1				QUARTER 2				QUARTER 3				QUARTER 4				Full Year	
					January	February	March	Sub Total	April	May	June	Sub Total	July	August	September	Sub Total	October	November	December	Sub Total	Total	
1	2	3	4	5	6	7	8	9=6+7+8	10	11	12	13=10+11+12	14	15	16	17=14+15+16	18	19	20	21=18+19+20	22	
CO		0	0	0	0	0	0	0	0	0	0	0	0	0	0	0	0	0	0	0	0	0
TOTAL NCA PROGRAM		1,465,692	70,810	1,394,882	82,375	78,682	79,900	240,957	180,982	126,187	120,079	427,248	99,413	91,327	119,351	310,091	133,684	142,256	140,646	416,586	1,394,882	
PS		534,874	28,431	506,443	35,119	35,421	36,720	107,260	38,473	69,804	35,934	144,211	36,554	36,491	36,472	109,517	35,959	70,796	38,700	145,455	506,443	
MOOE		796,892	35,683	761,209	43,076	43,261	43,180	129,517	112,109	56,383	55,478	223,970	56,208	54,836	54,212	165,256	97,725	71,460	73,281	242,466	761,209	
FINEX		0	0	0	0	0	0	0	0	0	0	0	0	0	0	0	0	0	0	0	0	
CO		133,926	6,696	127,230	4,180	0	0	4,180	30,400	0	28,667	59,067	6,651	0	28,667	35,318	0	0	28,665	28,665	127,230	
IV. TAX REMITTANCE ADVICE		0	70,810	70,810	5,291	5,080	5,138	16,609	6,680	5,220	7,069	18,669	5,323	4,900	6,389	16,612	5,713	6,607	7,510	19,830	70,810	
PS		0	28,431	28,431	2,793	2,794	2,887	8,474	2,010	2,254	2,634	6,898	2,013	2,013	2,031	6,057	2,015	2,848	2,139	7,002	28,431	
MOOE		0	35,683	35,683	2,278	2,286	2,251	6,815	2,970	2,966	2,917	8,853	2,960	2,887	2,850	8,697	3,698	3,759	3,861	11,318	35,683	
CO		0	6,696	6,696	220	0	0	220	1,600	0	1,508	3,108	350	0	1,508	1,858	0	0	1,510	1,510	6,696	
VI. TOTAL DISBURSEMENT PROGRAM		1,465,692	70,810	1,394,882	87,666	83,762	86,038	256,466	187,662	131,407	127,138	446,107	104,736	96,227	126,740	326,703	139,397	148,863	148,166	436,416	1,465,692	
PS		534,874	28,431	506,443	37,912	36,215	39,807	115,734	40,483	72,058	38,568	151,109	38,567	38,504	38,503	115,574	37,974	73,644	40,839	152,457	534,874	
MOOE		796,892	35,683	761,209	45,354	45,547	45,431	136,332	115,079	59,349	58,395	232,823	59,168	57,723	57,062	173,953	101,423	75,219	77,142	253,784	796,892	
CO		133,926	6,696	127,230	4,400	0	0	4,400	32,000	0	30,175	62,175	7,001	0	30,175	37,176	0	0	30,175	30,175	133,926	

Prepared By:

  
 EDIN Z. EVANGELISTA  
 Chief Accountant

In coordination with:

  
 ATTY. MARIVIC S. RAMOS  
 Director, MFAS

Approved By:

  
 SONIA B. MALALUAN  
 Administrator