

MONTHLY REPORT OF DISBURSEMENTS
For the month of September 2025

Department : Department of Transportation (DOT)
 Agency/Entity : Maritime Industry Authority (MARINA)
 Region : ALL
 Division : ALL
 Operating Unit : ALL
 Fund Cluster : 01 - Regular Agency Fund
 (e.g. UACS Fund Cluster: 01-Regular Agency Fund, 02-Foreign Assisted Projects Fund, 03-Special Account-Locally Funded/Domestic Grants Fund, etc.)

Particulars	Current Year Budget					Prior Year's Budget					SUB-TOTAL	Grand Total					Remarks	
	PS	MOOE	FinEx	CO	TOTAL	PS	MOOE	FinEx	CO	Sub-Total		TOTAL	PS	MOOE	FinEx	CO		TOTAL
	2	3	4	5	6=(2+3+4+5)	7	8	9	10	11=(7+8+9+10)		17=(11+16)	18=(6+17)	23	24	25		26
CASH DISBURSEMENTS	47,028,491.23	78,744,801.46	0.00	8,321,973.29	134,095,265.98	918.96	5,893,676.42	0.00	0.00	5,894,595.38	5,894,595.38	139,989,861.36	47,029,410.19	84,638,477.88	0.00	8,321,973.29	139,989,861.36	
Notice of Cash Allocation (NCA)	47,028,491.23	77,947,662.47	0.00	8,321,973.29	133,298,126.99	918.96	5,893,676.42	0.00	0.00	5,894,595.38	5,894,595.38	139,192,722.37	47,029,410.19	83,841,338.89	0.00	8,321,973.29	139,192,722.37	
MDS Checks Issued	15,542,652.32	10,431,873.63	0.00	0.00	25,974,525.95	918.96	0.00	0.00	0.00	918.96	918.96	25,975,444.91	15,543,571.28	10,431,873.63	0.00	0.00	25,975,444.91	
Advice to Debit Account	31,485,838.91	67,515,788.84	0.00	8,321,973.29	107,323,601.04	0.00	5,893,676.42	0.00	0.00	5,893,676.42	5,893,676.42	113,217,277.46	31,485,838.91	73,409,465.26	0.00	8,321,973.29	113,217,277.46	
Notice of Transfer Allocations (NTA)	0.00	797,138.99	0.00	0.00	797,138.99	0.00	0.00	0.00	0.00	0.00	0.00	797,138.99	0.00	797,138.99	0.00	0.00	797,138.99	
MDS Checks Issued	0.00	261,145.00	0.00	0.00	261,145.00	0.00	0.00	0.00	0.00	0.00	0.00	261,145.00	0.00	261,145.00	0.00	0.00	261,145.00	
Advice to Debit Account	0.00	535,993.99	0.00	0.00	535,993.99	0.00	0.00	0.00	0.00	0.00	0.00	535,993.99	0.00	535,993.99	0.00	0.00	535,993.99	
Working Fund for FAPs	0.00	0.00	0.00	0.00	0.00	0.00	0.00	0.00	0.00	0.00	0.00	0.00	0.00	0.00	0.00	0.00	0.00	0.00
Cash Disbursement Ceiling (CDC)	0.00	0.00	0.00	0.00	0.00	0.00	0.00	0.00	0.00	0.00	0.00	0.00	0.00	0.00	0.00	0.00	0.00	0.00
TOTAL CASH DISBURSEMENTS	47,028,491.23	78,744,801.46	0.00	8,321,973.29	134,095,265.98	918.96	5,893,676.42	0.00	0.00	5,894,595.38	5,894,595.38	139,989,861.36	47,029,410.19	84,638,477.88	0.00	8,321,973.29	139,989,861.36	
NON-CASH DISBURSEMENTS	3,893,648.45	3,560,925.14	0.00	476,085.43	7,930,659.02	0.00	218,679.44	0.00	0.00	218,679.44	218,679.44	8,149,338.46	3,893,648.45	3,779,604.58	0.00	476,085.43	8,149,338.46	
Tax Remittance Advices Issued (TRA)	3,893,648.45	3,560,925.14	0.00	476,085.43	7,930,659.02	0.00	218,679.44	0.00	0.00	218,679.44	218,679.44	8,149,338.46	3,893,648.45	3,779,604.58	0.00	476,085.43	8,149,338.46	
TOTAL NON-CASH DISBURSEMENTS	3,893,648.45	3,560,925.14	0.00	476,085.43	7,930,659.02	0.00	218,679.44	0.00	0.00	218,679.44	218,679.44	8,149,338.46	3,893,648.45	3,779,604.58	0.00	476,085.43	8,149,338.46	
GRAND TOTAL	50,922,139.68	82,305,726.60	0.00	8,798,058.72	142,025,925.00	918.96	6,112,355.86	0.00	0.00	6,113,274.82	6,113,274.82	148,139,199.82	50,923,058.64	88,418,082.46	0.00	8,798,058.72	148,139,199.82	

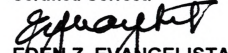
SUMMARY

Particulars (1)	Previous Report (2)	This Month (3)	As at Date (4)
Total Disbursement Authorities Received	849,647,474.40	131,172,667.76	980,820,142.16
NCA	777,007,679.00	119,500,658.00	896,508,337.00
NTA	24,472,238.23	3,522,671.00	27,994,909.23
Working Fund	0.00	0.00	0.00
TRA	48,167,557.17	8,149,338.76	56,316,895.93
CDC	0.00	0.00	0.00
NCAA	0.00	0.00	0.00
Less: Notice of Transfer of Allocations (NTA)* issued	24,472,238.23	3,522,671.00	27,994,909.23
Total Disbursement Authorities Available	825,175,236.17	127,649,996.76	952,825,232.93
Less:	0.00	0.00	0.00
Lapsed NCA	3,098.17	12,116.94	15,215.11
Disbursements	804,670,818.00	148,139,199.82	952,810,017.82
Less: Other Non-Cash Disbursements	0.00	0.00	0.00
Balance of Disbursement Authorities as at date	20,501,320.00	(20,501,320.00)	0.00
Total Disbursements Program	758,453,138.29	194,372,094.64	952,825,232.93
Less: *Actual Disbursements	751,052,129.02	201,773,103.91	952,825,232.93
(Over)/Under spending	7,401,009.27	(7,401,009.27)	0.00


Notes: * The use of NTA is discouraged

Notes: ** Amounts should tally with the grand total disbursement (column 27).


Certified Correct:


EDEN Z. EVANGELISTA
 Chief Accountant
 Date: 10/22/25

Recommending Approval:


ATTY. MARVIC S. RAMOS
 Director II, MFAS
 Date:

Approved By:


SONIA B. MALALUAN
 Administrator

MONTHLY REPORT OF DISBURSEMENTS
For the month of September 2025

Department : Department of Transportation (DOTr)
 Agency/Entity : Maritime Industry Authority (MARINA)
 Region : ALL
 Division : ALL
 Operating Unit : ALL
 Fund Cluster : 03 - Special Account - Locally Funded/Domestic Grants Fund
 (e.g. UACS Fund Cluster: 01-Regular Agency Fund, 02-Foreign Assisted Projects Fund, 03-Special Account-Locally Funded/Domestic Grants Fund, etc.)

Particulars	Current Year Budget					Prior Year's Budget					Current Year's Accounts Payable					SUB-TOTAL	Grand Total			Remarks	
	PS	MOOE	FinEx	CO	TOTAL	PS	MOOE	FinEx	CO	Sub-Total	PS	MOOE	FinEx	CO	Sub-Total		TOTAL	PS	MOOE		TOTAL
	2	3	4	5	6=(2+3+4+5)	7	8	9	10	11=(7+8+9+10)	12	13	14	15	16=(12+13+14+15)		17=(11+16)	18=(6+17)	19		20
CASH DISBURSEMENTS	0.00	98,258.48	0.00	0.00	98,258.48	0.00	0.00	0.00	0.00	0.00	0.00	0.00	0.00	0.00	0.00	0.00	98,258.48	0.00	98,258.48	98,258.48	
Notice of Cash Allocation (NCA)	0.00	98,258.48	0.00	0.00	98,258.48	0.00	0.00	0.00	0.00	0.00	0.00	0.00	0.00	0.00	0.00	0.00	98,258.48	0.00	98,258.48	98,258.48	
MDS Checks Issued	0.00	0.00	0.00	0.00	0.00	0.00	0.00	0.00	0.00	0.00	0.00	0.00	0.00	0.00	0.00	0.00	0.00	0.00	0.00	0.00	
Advice to Debit Account	0.00	98,258.48	0.00	0.00	98,258.48	0.00	0.00	0.00	0.00	0.00	0.00	0.00	0.00	0.00	0.00	0.00	98,258.48	0.00	98,258.48	98,258.48	
Notice of Transfer Allocations (NTA)	0.00	0.00	0.00	0.00	0.00	0.00	0.00	0.00	0.00	0.00	0.00	0.00	0.00	0.00	0.00	0.00	0.00	0.00	0.00	0.00	
MDS Checks Issued	0.00	0.00	0.00	0.00	0.00	0.00	0.00	0.00	0.00	0.00	0.00	0.00	0.00	0.00	0.00	0.00	0.00	0.00	0.00	0.00	
Advice to Debit Account	0.00	0.00	0.00	0.00	0.00	0.00	0.00	0.00	0.00	0.00	0.00	0.00	0.00	0.00	0.00	0.00	0.00	0.00	0.00	0.00	
Working Fund for FAPs	0.00	0.00	0.00	0.00	0.00	0.00	0.00	0.00	0.00	0.00	0.00	0.00	0.00	0.00	0.00	0.00	0.00	0.00	0.00	0.00	
Cash Disbursement Ceiling (CDC)	0.00	0.00	0.00	0.00	0.00	0.00	0.00	0.00	0.00	0.00	0.00	0.00	0.00	0.00	0.00	0.00	0.00	0.00	0.00	0.00	
TOTAL CASH DISBURSEMENTS	0.00	98,258.48	0.00	0.00	98,258.48	0.00	0.00	0.00	0.00	0.00	0.00	0.00	0.00	0.00	0.00	0.00	98,258.48	0.00	98,258.48	98,258.48	
NON-CASH DISBURSEMENTS	0.00	0.00	0.00	0.00	0.00	0.00	0.00	0.00	0.00	0.00	0.00	0.00	0.00	0.00	0.00	0.00	0.00	0.00	0.00	0.00	
TOTAL NON-CASH DISBURSEMENTS	0.00	0.00	0.00	0.00	0.00	0.00	0.00	0.00	0.00	0.00	0.00	0.00	0.00	0.00	0.00	0.00	0.00	0.00	0.00	0.00	
GRAND TOTAL	0.00	98,258.48	0.00	0.00	98,258.48	0.00	0.00	0.00	0.00	0.00	0.00	0.00	0.00	0.00	0.00	0.00	98,258.48	0.00	98,258.48	98,258.48	


SUMMARY

Particulars (1)	Previous Report (2)	This Month (3)	As at Date (4)
Total Disbursement Authorities Received	181,508.00	0.00	181,508.00
NCA	181,508.00	0.00	181,508.00
NTA	0.00	0.00	0.00
Working Fund	0.00	0.00	0.00
TRA	0.00	0.00	0.00
CDC	0.00	0.00	0.00
NCAA	0.00	0.00	0.00
Less: Notice of Transfer of Allocations (NTA)* issued	0.00	0.00	0.00
Total Disbursement Authorities Available	181,508.00	0.00	181,508.00
Less:	0.00	0.00	0.00
Lapsed NCA	0.00	1.28	1.28
Disbursements	83,248.24	98,258.48	181,506.72
Less: Other Non-Cash Disbursements	0.00	0.00	0.00
Balance of Disbursement Authorities as at date	98,259.76	(98,259.76)	0.00
Total Disbursements Program	181,508.00	0.00	181,508.00
Less: *Actual Disbursements	83,248.24	98,259.76	181,508.00
(Over)/Under spending	98,259.76	(98,259.76)	0.00


Notes: * The use of NTA is discouraged

Notes: ** Amounts should tally with the grand total disbursement (column 27).


Certified Correct:


EDEN Z. EVANGELISTA
 Chief Accountant
 Date: 10/22/25

Recommending Approval:


ATTY. MARVIC S. RAMOS
 Director II, MFAS
 Date:

Approved By:


SONIA B. MALALUAN
 Administrator
 Date: