

FY 2026 FINANCIAL PLAN  
(In Thousand Pesos)

Department : Department of Transportation (DOTr)  
Agency/Entity : Maritime Industry Authority (MARINA)  
Region : ALL  
Division : ALL  
Operating Unit : ALL

Particulars	UACS CODE	Current Year's Obligation			Budget Year Obligation Program											
		Actual Jan.1 - Sept.30	Estimate Oct.1 - Dec.31	Total	Total	GAAAO (ANNEX A)					FOR ISSUANCE OF GARD / SARO					
		3	4	5=3+4	6=11+12	Quarter 1	Quarter 2	Quarter 3	Quarter 4	Sub Total	Quarter 1	Quarter 2	Quarter 3	Quarter 4	Sub Total	
1	2	3	4	5=3+4	6=11+12	7	8	9	10	11=7+8+9+10	12	13	14	15	16=12+13+14+15	
I Budget Year / Appropriations		888,209	380,189	1,248,378	1,381,183	874,788	276,975	248,120	283,302	1,381,183	0	0	0	0	0	
General Administration and Support	10000000000000	186,464	45,482	210,928	246,646	91,325	51,522	90,511	51,887	245,545	0	0	0	0	0	
General Management and Supervision	100000100001000	159,272	44,730	204,002	239,078	90,993	50,508	46,302	51,275	239,078	0	0	0	0	0	
National Capital Region (NCR)		159,272	44,730	204,002	239,078	90,993	50,508	46,302	51,275	239,078	0	0	0	0	0	
Central Office		159,272	44,730	204,002	239,078	90,993	50,508	46,302	51,275	239,078	0	0	0	0	0	
PS		61,831	15,214	77,145	97,809	22,812	28,079	21,873	28,846	97,809	0	0	0	0	0	
MOOE		97,341	29,516	126,867	141,499	98,181	24,429	24,429	24,430	141,499	0	0	0	0	0	
Administration of Personnel Benefits	100000100002000	6,182	732	8,924	8,467	332	1,014	4,508	812	8,467	0	0	0	0	0	
National Capital Region (NCR)		6,182	732	8,924	8,467	332	1,014	4,508	812	8,467	0	0	0	0	0	
Central Office		6,182	732	8,924	8,467	332	1,014	4,508	812	8,467	0	0	0	0	0	
PS		6,182	732	8,924	8,467	332	1,014	4,508	812	8,467	0	0	0	0	0	
Support to Operations	200000000000000	146,988	78,413	223,411	170,987	111,228	20,032	19,136	20,202	170,987	0	0	0	0	0	
Implementation of the Management Information System	200000100001000	146,988	78,413	223,411	170,987	111,228	20,032	19,136	20,202	170,987	0	0	0	0	0	
National Capital Region (NCR)		146,988	78,413	223,411	170,987	111,228	20,032	19,136	20,202	170,987	0	0	0	0	0	
Central Office		146,988	78,413	223,411	170,987	111,228	20,032	19,136	20,202	170,987	0	0	0	0	0	
PS		8,179	2,414	10,693	13,988	3,085	3,874	2,978	4,043	13,988	0	0	0	0	0	
MOOE		80,071	82,222	122,293	118,734	70,258	16,198	16,198	16,198	118,734	0	0	0	0	0	
CO		78,748	11,777	90,525	37,876	37,876	0	0	0	37,876	0	0	0	0	0	
Operations	300000000000000	985,747	228,294	814,041	966,041	372,233	205,421	178,174	211,213	966,041	0	0	0	0	0	
MARITIME INDUSTRY PROMOTION AND DEVELOPMENT PROGRAM	310100000000000	23,538	8,340	31,878	32,784	7,780	8,992	7,627	8,785	32,784	0	0	0	0	0	
Formulation of policies, projects and programs for the promotion and development of the maritime industry	310100100001000	23,538	8,340	31,878	32,784	7,780	8,992	7,627	8,785	32,784	0	0	0	0	0	
National Capital Region (NCR)		23,538	8,340	31,878	32,784	7,780	8,992	7,627	8,785	32,784	0	0	0	0	0	
Central Office		23,538	8,340	31,878	32,784	7,780	8,992	7,627	8,785	32,784	0	0	0	0	0	
PS		7,208	7,491	14,697	15,036	3,328	4,180	3,195	4,362	15,036	0	0	0	0	0	
MOOE		18,330	848	17,179	17,729	4,432	4,432	4,432	4,433	17,729	0	0	0	0	0	
MARITIME INDUSTRY REGULATORY AND SUPERVISION PROGRAM	320100000000000	862,211	219,864	782,186	862,277	364,473	198,829	180,547	202,428	832,277	0	0	0	0	0	

Department : Department of Transportation (DOTr)  
 Agency/Entity : Maritime Industry Authority (MARINA)  
 Region : ALL  
 Division : ALL  
 Operating Unit : ALL

Particulars	UACS CODE	Current Year's Obligation			Total	Total	Budget Year Obligation Program									
		Actual Jan.1 - Sept.30	Estimate Oct.1 - Dec.31	Total			GAAAO (ANNEX A)					POR ISSUANCE OF GAO / SARO				
							Quarter 1	Quarter 2	Quarter 3	Quarter 4	Sub Total	Quarter 1	Quarter 2	Quarter 3	Quarter 4	Sub Total
1	2	3	4	5=3+4	6=15+16	7	8	9	10	11=7+8+9+10	12	13	14	15	16=12+13+14+15	
Registration and provision of authority for ships and shipyards, certification and documentation for seafarers, accreditation of training programs, faculty and other maritime enterprises	320100100001000	547,722	210,806	758,527	888,343	368,812	187,783	180,875	193,083	888,343	0	0	0	0	0	
National Capital Region (NCR)		318,066	128,884	447,920	584,808	288,824	108,918	81,288	108,730	584,808	0	0	0	0	0	
Central Office		318,066	128,884	447,920	584,808	288,824	108,918	81,288	108,730	584,808	0	0	0	0	0	
PS		158,781	48,488	206,247	242,531	83,584	87,248	51,827	70,081	242,531	0	0	0	0	0	
MOOE		158,878	81,898	239,273	278,887	159,880	38,888	38,888	38,888	278,887	0	0	0	0	0	
CO		3,700	700	4,400	43,660	43,660	0	0	0	43,660	0	0	0	0	0	
Region I - Ilocos		14,478	4,887	19,443	20,029	4,701	5,282	4,888	5,440	20,029	0	0	0	0	0	
Regional Office - I		14,478	4,887	19,443	20,029	4,701	5,282	4,888	5,440	20,029	0	0	0	0	0	
PS		8,547	2,321	8,888	10,881	2,488	3,000	2,304	3,148	10,881	0	0	0	0	0	
MOOE		7,829	2,646	10,575	9,188	2,282	2,282	2,282	2,282	9,188	0	0	0	0	0	
Region IVA - CALABARZON		30,258	11,183	41,438	40,520	8,847	10,884	9,318	10,883	40,520	0	0	0	0	0	
Regional Office - IVA		30,258	11,183	41,438	40,520	8,847	10,884	9,318	10,883	40,520	0	0	0	0	0	
PS		13,844	8,770	20,814	21,003	4,888	8,788	4,437	8,113	21,003	0	0	0	0	0	
MOOE		18,411	4,413	20,824	19,517	4,879	4,879	4,879	4,880	19,517	0	0	0	0	0	
Region V - Bicol		15,813	8,888	22,871	21,727	5,074	5,783	4,842	5,848	21,727	0	0	0	0	0	
Regional Office - V		15,813	8,888	22,871	21,727	5,074	5,783	4,842	5,848	21,727	0	0	0	0	0	
PS		8,888	4,508	11,408	12,845	2,884	3,843	2,721	3,727	12,845	0	0	0	0	0	
MOOE		8,914	2,352	11,288	8,882	2,220	2,220	2,221	2,221	8,882	0	0	0	0	0	
Region VI - Western Visayas		24,348	9,310	33,888	37,888	13,220	8,488	7,510	8,720	37,888	0	0	0	0	0	
Regional Office - VI		24,348	9,310	33,888	37,888	13,220	8,488	7,510	8,720	37,888	0	0	0	0	0	
PS		9,438	5,307	14,745	15,235	3,383	4,188	3,222	4,432	15,235	0	0	0	0	0	
MOOE		14,888	4,003	18,911	17,151	4,287	4,288	4,288	4,288	17,151	0	0	0	0	0	
CO		0	0	0	5,580	5,550	0	0	0	5,580	0	0	0	0	0	
Region VII - Central Visayas		33,037	12,088	45,108	52,023	17,728	11,837	10,388	12,151	52,023	0	0	0	0	0	
Regional Office - VII		33,037	12,088	45,108	52,023	17,728	11,837	10,388	12,151	52,023	0	0	0	0	0	
PS		18,288	8,221	21,478	23,488	5,184	6,605	4,877	8,818	23,488	0	0	0	0	0	
MOOE		17,778	8,848	23,827	21,328	5,332	5,332	5,332	5,332	21,328	0	0	0	0	0	
CO		0	0	0	7,200	7,200	0	0	0	7,200	0	0	0	0	0	

Department : Department of Transportation (DOT)  
 Agency/Entity : Maritime Industry Authority (MARINA)  
 Region : ALL  
 Division : ALL  
 Operating Unit : ALL

Particulars	UACB CODE	Current Year's Obligation				Budget Year Obligation Program										
		Actual Jan.1 - Sept.30	Estimate Oct.1 - Dec.31	Total	Total	GAAAO (ANNEX A)					FOR ISSUANCE OF GAO / SARO					
						Quarter 1	Quarter 2	Quarter 3	Quarter 4	Sub Total	Quarter 1	Quarter 2	Quarter 3	Quarter 4	Sub Total	
1	2	3	4	5=3+4	6=1+10	7	8	9	10	11=7+8+9+10	12	13	14	15	16=12+13+14+15	
Region VIII - Eastern Visayas		23 076	7 397	30 473	30 267	7 082	8 005	8 858	8 322	30 267	0	0	0	0	0	
Regional Office - VIII		23 076	7 397	30 473	30 267	7 082	8 005	8 858	8 322	30 267	0	0	0	0	0	
PS		11 530	3 781	15 311	18 087	4 037	4 960	3 813	5 277	18 087	0	0	0	0	0	
MOOE		11 546	3 616	15 162	12 180	3 045	3 045	3 045	3 045	12 180	0	0	0	0	0	
Region IX - Zamboanga Peninsula		20 018	8 553	28 571	27 485	8 337	7 358	8 181	7 908	27 485	0	0	0	0	0	
Regional Office - IX		20 018	8 553	28 571	27 485	8 337	7 358	8 181	7 908	27 485	0	0	0	0	0	
PS		11 540	3 551	15 091	18 482	4 093	5 115	3 918	5 385	18 482	0	0	0	0	0	
MOOE		8 478	3 002	11 480	8 973	2,244	2,243	2,243	2,243	8,973	0	0	0	0	0	
Region X - Northern Mindanao		16 535	5 709	22 244	28 282	10 835	8 054	5 144	6 289	28 282	0	0	0	0	0	
Regional Office - X		16 535	5 709	22 244	28 282	10 835	8 054	5 144	6 289	28 282	0	0	0	0	0	
PS		8 945	3 314	12 259	14 153	3 137	3 907	2 907	4 112	14 153	0	0	0	0	0	
MOOE		7 590	2 395	9 985	8 588	2 148	2 147	2 147	2 147	8 588	0	0	0	0	0	
CO		0	0	0	5 500	5 500	0	0	0	5 500	0	0	0	0	0	
Region XI - Davao		21 519	5 908	27 426	37 884	18 486	7 340	6 281	7 557	37 884	0	0	0	0	0	
Regional Office - XI		21 519	5 908	27 426	37 884	18 486	7 340	6 281	7 557	37 884	0	0	0	0	0	
PS		10 881	3 824	14 705	16 380	3 822	4 528	3 488	4 744	16 380	0	0	0	0	0	
MOOE		10 628	2 342	12 970	11 254	2 814	2 814	2 813	2 813	11 254	0	0	0	0	0	
CO		0	0	0	10 050	10 050	0	0	0	10 050	0	0	0	0	0	
Region XII - SOCCSKSARGEN		14 553	5 120	19 673	19 780	4 584	5 297	4 428	5 481	19 780	0	0	0	0	0	
Regional Office - XII		14 553	5 120	19 673	19 780	4 584	5 297	4 428	5 481	19 780	0	0	0	0	0	
PS		8 468	2 984	11 452	13 472	2 982	3 725	2 866	3 908	13 472	0	0	0	0	0	
MOOE		6 057	2 136	8 193	6 288	1 572	1 572	1 572	1 572	6 288	0	0	0	0	0	
Region XIII - CARAGA		15 038	8 808	23 846	17 782	4 128	4 749	4 034	4 883	17 782	0	0	0	0	0	
Regional Office - XIII		15 038	8 808	23 846	17 782	4 128	4 749	4 034	4 883	17 782	0	0	0	0	0	
PS		8 560	4 618	13 178	11 038	2 437	3 061	2 348	3 195	11 038	0	0	0	0	0	
MOOE		6 468	1 891	8 359	6 743	1 690	1 688	1 688	1 688	6 743	0	0	0	0	0	
Monitoring and enforcement of maritime laws and regulations	320100100002000	14 488	9 349	23 838	33 834	7 861	9 088	7 872	9 335	33 834	0	0	0	0	0	
National Capital Region (NCR)		14 488	9 349	23 838	33 834	7 861	9 088	7 872	9 335	33 834	0	0	0	0	0	
Central Office		14 488	9 349	23 838	33 834	7 861	9 088	7 872	9 335	33 834	0	0	0	0	0	

Department : Department of Transportation (DOT)  
 Agency/Entity : Maritime Industry Authority (MARINA)  
 Region : ALL  
 Division : ALL  
 Operating Unit : ALL

Particulars	UACS CODE	Current Year's Obligation			Budget Year Obligation Program										
		Actual Jan.1 - Sept.30	Estimate Oct.1 - Dec.31	Total	Total	GAAAD (ANNEX A)					FOR ISSUANCE OF GARD / SARO				
		3	4	5=3+4	6=11+10	Quarter 1	Quarter 2	Quarter 3	Quarter 4	Sub Total	Quarter 1	Quarter 2	Quarter 3	Quarter 4	Sub Total
1	2	3	4	5=3+4	6=11+10	7	8	9	10	11=7+8+9+10	12	13	14	15	16=12+13+14+15
PS		8 913	8 798	18 709	21 977	4 872	8 077	4 683	8 348	21 977	0	0	0	0	0
MOOE		4 575	653	5 128	11 967	2 988	2 988	2 988	2 988	11 967	0	0	0	0	0
H Automatic Appropriations		38 575	8 636	48 214	73 458	0	0	0	0	0	12 388	12 388	38 388	12 384	73 488
Retirement and Life Insurance Premiums		23 980	5 102	29 082	31 235	0	0	0	0	0	7 811	7 808	7 808	7 808	31 235
General Administration and Support	10000000000000	4 548	3 131	7 679	8 087	0	0	0	0	0	1 515	1 514	1 514	1 514	8 087
General Management and Supervision	100000100001000	4 548	3 131	7 679	8 087	0	0	0	0	0	1 515	1 514	1 514	1 514	8 087
National Capital Region (NCR)		4 548	3 131	7 679	8 087	0	0	0	0	0	1 515	1 514	1 514	1 514	8 087
Central Office		4 548	3 131	7 679	8 087	0	0	0	0	0	1 515	1 514	1 514	1 514	8 087
PS		4 548	3 131	7 679	8 087	0	0	0	0	0	1 515	1 514	1 514	1 514	8 087
Support to Operations	20000000000000	918	47	965	1 293	0	0	0	0	0	324	323	323	323	1 293
Implementation of the Management Information System	200000100001000	918	47	965	1 293	0	0	0	0	0	324	323	323	323	1 293
National Capital Region (NCR)		918	47	965	1 293	0	0	0	0	0	324	323	323	323	1 293
Central Office		918	47	965	1 293	0	0	0	0	0	324	323	323	323	1 293
PS		918	47	965	1 293	0	0	0	0	0	324	323	323	323	1 293
Operations	30000000000000	18 414	1 924	20 338	23 885	0	0	0	0	0	5 972	5 971	5 971	5 971	23 885
MARITIME INDUSTRY PROMOTION AND DEVELOPMENT PROGRAM	31010000000000	780	578	1,358	1,388	0	0	0	0	0	348	347	347	347	1,388
Formulation of policies, projects and programs for the promotion and development of the maritime industry	310100100001000	780	578	1,358	1,388	0	0	0	0	0	348	347	347	347	1,388
National Capital Region (NCR)		780	578	1,358	1,388	0	0	0	0	0	348	347	347	347	1,388
Central Office		780	578	1,358	1,388	0	0	0	0	0	348	347	347	347	1,388
PS		780	578	1,358	1,388	0	0	0	0	0	348	347	347	347	1,388
MARITIME INDUSTRY REGULATORY AND SUPERVISION PROGRAM	32010000000000	17 634	1 346	18 980	22 496	0	0	0	0	0	5 624	5 624	5 624	5 624	22 496
Registration and provision of authority for ships and shipyards, certification and documentation for seafarers, accreditation of training programs, faculty and other maritime enterprises	320100100001000	17 634	1 346	18 980	22 496	0	0	0	0	0	5 624	5 624	5 624	5 624	22 496
National Capital Region (NCR)		17 634	1 346	18 980	22 496	0	0	0	0	0	5 624	5 624	5 624	5 624	22 496
Central Office		17 634	1 346	18 980	22 496	0	0	0	0	0	5 624	5 624	5 624	5 624	22 496
PS		17 634	1 346	18 980	22 496	0	0	0	0	0	5 624	5 624	5 624	5 624	22 496
MARINA Tonnage Fees		0	0	0	23 993	0	0	0	0	0	0	0	23 993	0	23 993
Operations	30000000000000	0	0	0	23 993	0	0	0	0	0	0	0	23 993	0	23 993

Department : Department of Transportation (DOTr)  
 Agency/Entity : Maritime Industry Authority (MARINA)  
 Region : ALL  
 Division : ALL  
 Operating Unit : ALL

Particulars	UACS CODE	Current Year's Obligation				Total	Total	Budget Year Obligation Program									
		Actual Jan.1 - Sept.30	Estimate Oct.1 - Dec.31	Total	Total			DAAO (ANNEX A)					FOR ISSUANCE OF GARD / SARO				
								Quarter 1	Quarter 2	Quarter 3	Quarter 4	Sub Total	Quarter 1	Quarter 2	Quarter 3	Quarter 4	Sub Total
1	2	3	4	3+4	5=1+18	7	8	9	10	11=7+8+9+10	12	13	14	15	16=12+13+14+15		
MARITIME INDUSTRY REGULATORY AND SUPERVISION PROGRAM	32010000000000	0	0	0	23 993	0	0	0	0	0	0	0	23 993	0	23 993		
Registration and provision of authority for ships and shipyards certification and documentation for seafarers accreditation of training programs faculty and other maritime enterprises	320100100001000	0	0	0	23 993	0	0	0	0	0	0	0	23 993	0	23 993		
National Capital Region (NCR)		0	0	0	23 993	0	0	0	0	0	0	0	23 993	0	23 993		
Central Office		0	0	0	23 993	0	0	0	0	0	0	0	23 993	0	23 993		
MOOE		0	0	0	23,993	0	0	0	0	0	0	0	23,993	0	23,993		
Retirement and Life Insurance Premiums		12 895	4 537	17,232	18 231	0	0	0	0	0	4 558	4 558	4 558	4 558	18 231		
Operations	300000000000000	12 895	4 537	17,232	18 231	0	0	0	0	0	4 558	4 558	4 558	4 558	18 231		
MARITIME INDUSTRY REGULATORY AND SUPERVISION PROGRAM	320100000000000	12 895	4 537	17,232	18,231	0	0	0	0	0	4 558	4 558	4 558	4 558	18,231		
Registration and provision of authority for ships and shipyards certification and documentation for seafarers accreditation of training programs faculty and other maritime enterprises	320100100001000	11 878	3 648	15,524	18,223	0	0	0	0	0	4 055	4 055	4 055	4 054	18,223		
Region I - Ilocos		878	188	864	1,002	0	0	0	0	0	251	251	251	249	1,002		
Regional Office - I		878	188	864	1,002	0	0	0	0	0	251	251	251	249	1,002		
PS		878	188	864	1,002	0	0	0	0	0	251	251	251	249	1,002		
Region IVA - CALABARZON		1 478	568	2,044	1,941	0	0	0	0	0	488	488	488	485	1,941		
Regional Office - IVA		1 478	568	2,044	1,941	0	0	0	0	0	488	488	488	485	1,941		
PS		1 478	568	2,044	1,941	0	0	0	0	0	488	488	488	485	1,941		
Region V - Bicol		730	382	1,122	1,184	0	0	0	0	0	298	298	298	298	1,184		
Regional Office - V		730	382	1,122	1,184	0	0	0	0	0	298	298	298	298	1,184		
PS		730	382	1,122	1,184	0	0	0	0	0	298	298	298	298	1,184		
Region VI - Western Visayas		1 018	453	1,472	1,408	0	0	0	0	0	351	351	352	352	1,408		
Regional Office - VI		1 018	453	1,472	1,408	0	0	0	0	0	351	351	352	352	1,408		
PS		1 018	453	1,472	1,408	0	0	0	0	0	351	351	352	352	1,408		
Region VII - Central Visayas		1 893	284	2,157	2,200	0	0	0	0	0	580	580	580	580	2,200		
Regional Office - VII		1 893	284	2,157	2,200	0	0	0	0	0	580	580	580	580	2,200		
PS		1 893	284	2,157	2,200	0	0	0	0	0	580	580	580	580	2,200		
Region VIII - Eastern Visayas		1 191	292	1,483	1,652	0	0	0	0	0	413	413	413	413	1,652		
Regional Office - VIII		1 191	292	1,483	1,652	0	0	0	0	0	413	413	413	413	1,652		

Department : Department of Transportation (DOTr)  
 Agency/Entity : Maritime Industry Authority (MARINA)  
 Region : ALL  
 Division : ALL  
 Operating Unit : ALL

Particulars	UACS CODE	Current Year's Obligation				Budget Year Obligation Program										
		Actual Jan.1 - Sept.30	Estimate Oct.1 - Dec.31	Total	Total	GAAAO (ANNEX A)					FOR ISSUANCE OF GARO / SARO					
		1	2	3=2+3	4=1+2	Quarter 1	Quarter 2	Quarter 3	Quarter 4	Sub Total	Quarter 1	Quarter 2	Quarter 3	Quarter 4	Sub Total	
PS		1,181	262	1,443	1,652	0	0	0	0	0	413	413	413	413	1,652	
Region IX - Zamboanga Peninsula		1,240	272	1,512	1,724	0	0	0	0	0	431	431	431	431	1,724	
Regional Office - IX		1,240	272	1,512	1,724	0	0	0	0	0	431	431	431	431	1,724	
PS		1,240	272	1,512	1,724	0	0	0	0	0	431	431	431	431	1,724	
Region X - Northern Mindanao		923	288	1,211	1,311	0	0	0	0	0	327	328	328	328	1,311	
Regional Office - X		923	288	1,211	1,311	0	0	0	0	0	327	328	328	328	1,311	
PS		923	288	1,211	1,311	0	0	0	0	0	327	328	328	328	1,311	
Region XI - Davao		1,146	252	1,398	1,523	0	0	0	0	0	381	381	381	380	1,523	
Regional Office - XI		1,146	252	1,398	1,523	0	0	0	0	0	381	381	381	380	1,523	
PS		1,146	252	1,398	1,523	0	0	0	0	0	381	381	381	380	1,523	
Region XII - SOCCSKSARGEN		902	242	1,144	1,251	0	0	0	0	0	312	313	313	313	1,251	
Regional Office - XII		902	242	1,144	1,251	0	0	0	0	0	312	313	313	313	1,251	
PS		902	242	1,144	1,251	0	0	0	0	0	312	313	313	313	1,251	
Region XIII - CARAGA		878	438	1,117	1,029	0	0	0	0	0	258	257	257	257	1,029	
Regional Office - XIII		878	438	1,117	1,029	0	0	0	0	0	258	257	257	257	1,029	
PS		878	438	1,117	1,029	0	0	0	0	0	258	257	257	257	1,029	
Monitoring and enforcement of maritime laws and regulations	320100100003000	819	889	1,708	2,008	0	0	0	0	0	502	502	502	502	2,008	
National Capital Region (NCR)		819	889	1,708	2,008	0	0	0	0	0	502	502	502	502	2,008	
Central Office		819	889	1,708	2,008	0	0	0	0	0	502	502	502	502	2,008	
PS		819	889	1,708	2,008	0	0	0	0	0	502	502	502	502	2,008	
<b>TOTAL, Current Year Budget / Appropriations</b>		<b>934,784</b>	<b>388,808</b>	<b>1,294,592</b>	<b>1,454,642</b>	<b>674,786</b>	<b>278,875</b>	<b>246,120</b>	<b>283,302</b>	<b>1,381,183</b>	<b>12,366</b>	<b>12,368</b>	<b>38,380</b>	<b>12,384</b>	<b>73,486</b>	
National Capital Region (NCR)		684,243	274,418	958,662	1,104,944	475,088	188,130	178,641	198,838	1,047,708	8,313	8,318	32,303	8,318	57,238	
Central Office		684,243	274,418	958,662	1,104,944	475,088	188,130	178,641	198,838	1,047,708	8,313	8,318	32,303	8,318	57,238	
PS		276,802	87,104	364,008	430,830	88,033	108,453	88,803	112,258	387,807	8,313	8,318	8,318	8,318	39,243	
MCOE		334,883	174,838	509,731	592,598	305,540	87,677	87,678	87,681	568,578	0	0	23,983	0	23,983	
CO		82,448	12,477	94,925	81,525	81,525	0	0	0	81,525	0	0	0	0	0	
Region I - Iloilo		15,152	5,155	20,307	21,031	4,862	5,543	4,847	5,988	21,031	251	251	251	248	1,002	
Regional Office - I		15,152	5,155	20,307	21,031	4,862	5,543	4,847	5,988	21,031	251	251	251	248	1,002	
PS		7,223	2,808	10,031	11,883	2,408	3,000	2,304	3,148	10,881	251	251	251	248	1,002	

Department : Department of Transportation (DOTr)  
 Agency/Entity : Maritime Industry Authority (MARINA)  
 Region : ALL  
 Division : ALL  
 Operating Unit : ALL


Particulars	UACS CODE	Current Year's Obligation				Budget Year Obligation Program										
		Actual Jan. 1 - Sept. 30	Estimate Oct. 1 - Dec. 31	Total	Total	GAAAO (ANNEX A)					FOR ISSUANCE OF GARO / SARO					
		3	4	3+4	3+1+1B	Quarter 1	Quarter 2	Quarter 3	Quarter 4	Sub Total	Quarter 1	Quarter 2	Quarter 3	Quarter 4	Sub Total	
1	2	3	4	3+4	3+1+1B	7	8	9	10	11=7+8+9+10	12	13	14	15	16=12+13+14+15	
MOOE		7 929	2 046	10 575	9 199	2 292	2 292	2 292	2 292	9 199	0	0	0	0	0	
Region IVA - CALABARZON		31 734	11 749	43 483	42 461	9 547	10 064	9 316	10 993	40 520	486	486	486	486	1 941	
Regional Office - IVA		31 734	11 749	43 483	42 461	9 547	10 064	9 316	10 993	40 520	486	486	486	486	1 941	
PS		16 323	7 336	22 659	22 944	4 686	5 786	4 437	6 113	21 003	486	486	486	486	1 941	
MOOE		16 411	4 413	20 824	19 517	4 879	4 879	4 879	4 880	19 517	0	0	0	0	0	
Region V - Iloilo		18 542	7 250	23,792	22 911	6 074	5 703	4 842	6 948	21,727	296	296	296	296	1 184	
Regional Office - V		18 542	7,250	23,792	22,911	6,074	5,703	4,842	6,948	21,727	296	296	296	296	1,184	
PS		7 628	4 898	12 826	14 029	2 844	3 543	2 721	3 727	12,845	296	296	296	296	1 184	
MOOE		8 914	2,352	11 266	8 882	2 220	2 220	2 221	2 221	8 882	0	0	0	0	0	
Region VI - Western Visayas		25 364	9 783	35 127	36 342	13 220	8 486	7 510	8 720	37 936	351	351	352	352	1 408	
Regional Office - VI		25 364	9 783	35 127	36 342	13 220	8 486	7 510	8 720	37 936	351	351	352	352	1 408	
PS		10 450	5 780	16 218	16 641	3 383	4 198	3 222	4 432	15 236	351	351	352	352	1 408	
MOOE		14 905	4 003	18 911	17 151	4 287	4 288	4 288	4 288	17 151	0	0	0	0	0	
CO		0	0	0	5 990	5 690	0	0	0	5 990	0	0	0	0	0	
Region VII - Central Visayas		34 930	12 333	47 263	54 223	17 726	11 837	10 309	12 151	52 023	550	550	550	550	2 200	
Regional Office - VII		34 930	12 333	47 263	54 223	17 726	11 837	10 309	12 151	52 023	550	550	550	550	2 200	
PS		17 161	8 486	23 536	25 995	5 184	6 506	4 877	6 818	23 498	550	550	550	550	2 200	
MOOE		17 779	5 848	23 827	21 328	5 332	5 332	6 332	5 332	21 328	0	0	0	0	0	
CO		0	0	0	7 200	7 200	0	0	0	7 200	0	0	0	0	0	
Region VIII - Eastern Visayas		24 298	7 089	31 957	31 919	7 082	8 005	6 858	8 322	30 267	413	413	413	413	1 662	
Regional Office - VIII		24 298	7 089	31 957	31 919	7 082	8 005	6 858	8 322	30 267	413	413	413	413	1 662	
PS		12 722	4 073	16 795	16 738	4 037	4 960	3 813	5 277	18 087	413	413	413	413	1 662	
MOOE		11 546	3 016	15 182	12 180	3 045	3 045	3 045	3 045	12 180	0	0	0	0	0	
Region IX - Zamboanga Peninsula		21 258	6 825	28 083	29 189	6 337	7 358	6 181	7 609	27 485	431	431	431	431	1 724	
Regional Office - IX		21 258	6 825	28 083	29 189	6 337	7 358	6 181	7 609	27 485	431	431	431	431	1 724	
PS		12 780	3 823	16 803	20 218	4 083	6 115	3 918	5 386	18 462	431	431	431	431	1 724	
MOOE		8 478	3 002	11 480	6 973	2 244	2 243	2 243	2 243	8 973	0	0	0	0	0	
Region X - Northern Mindanao		17 458	5 997	23 455	29 803	10 835	6 084	5 144	6 259	29 292	327	328	328	328	1 311	
Regional Office - X		17 458	5 997	23 455	29 803	10 835	6 084	5 144	6 259	29 292	327	328	328	328	1 311	


Department : Department of Transportation (DOTr)  
 Agency/Entity : Maritime Industry Authority (MARINA)  
 Region : ALL  
 Division : ALL  
 Operating Unit : ALL


Particulars	UACS CODE	Current Year's Obligation				Total	Budget Year Obligation Program									
		Actual Jan.1 - Sep.30	Estimate Oct.1 - Dec.31	Total	Total		GAAAD (ANNEX A)					FOR ISSUANCE OF GARO / SARO				
		3	4	5=3+4	6=1+18		Quarter 1	Quarter 2	Quarter 3	Quarter 4	Sub Total	Quarter 1	Quarter 2	Quarter 3	Quarter 4	Sub Total
1	2	3	4	5=3+4	6=1+18	7	8	9	10	11=7+8+9+10	12	13	14	15	16=12+13+14+15	
PS		8 888	3 802	13 470	18 464	3 137	3 907	2 997	4 112	14 153	327	328	328	328	1 311	
MOOE		7 500	2 395	9 895	8 589	2 148	2 147	2 147	2 147	8 589	0	0	0	0	0	
CO		0	0	0	5 550	5 550	0	0	0	5 550	0	0	0	0	0	
Region XI - Davao		22 864	8 218	28 982	38 187	18 485	7 340	6 281	7 557	37 664	381	381	381	380	1 523	
Regional Office - XI		22 864	8 218	28 982	38 187	18 485	7 340	6 281	7 557	37 664	381	381	381	380	1 523	
PS		12 055	3 878	16 912	17 883	3 622	4 528	3 488	4 744	16 389	381	381	381	380	1 523	
MOOE		10 828	2 342	12 870	11 254	2 814	2 814	2 813	2 813	11 254	0	0	0	0	0	
CO		0	0	0	10 080	10 080	0	0	0	10 080	0	0	0	0	0	
Region XII - SOCCSKSARGEN		15 456	5 362	20 817	21 011	4 554	5 297	4 426	5 481	19 760	312	313	313	313	1 261	
Regional Office - XII		15 456	5 362	20 817	21 011	4 554	5 297	4 426	5 481	19 760	312	313	313	313	1 261	
PS		9 388	3 228	12 624	14 723	2 862	3 725	2 866	3 608	13 472	312	313	313	313	1 251	
MOOE		8 057	2 136	8 193	6 288	1 572	1 572	1 572	1 572	6 288	0	0	0	0	0	
Region XIII - CARAGA		15 718	7 048	22 764	18 821	4 128	4 748	4 034	4 883	17 792	258	257	257	257	1 029	
Regional Office - XIII		15 718	7 048	22 764	18 821	4 128	4 748	4 034	4 883	17 792	258	257	257	257	1 029	
PS		7 228	5 357	12 885	12 088	2 437	3 081	2 348	3 195	11 038	288	257	257	257	1 029	
MOOE		8 488	1 691	10 179	8 753	1 689	1 666	1 686	1 688	8 753	0	0	0	0	0	
Recapitulation by Program		818 854	234 755	851 808	1 031 150	372 484	268 672	178 425	211 482	888 043	10 279	10 278	34 272	10 278	65 107	
MARITIME INDUSTRY PROMOTION AND DEVELOPMENT PROGRAM	31010000000000	24 286	8 918	33 211	34 153	7 780	8 582	7 827	8 785	32 784	348	347	347	347	1 388	
National Capital Region (NCR)		24 286	8 918	33 211	34 153	7 780	8 582	7 827	8 785	32 784	348	347	347	347	1 388	
Central Office		24 286	8 918	33 211	34 153	7 780	8 582	7 827	8 785	32 784	348	347	347	347	1 388	
MARITIME INDUSTRY REGULATORY AND SUPERVISION PROGRAM	32010000000000	582 558	225 838	818 386	996 997	384 473	198 829	188 647	202 428	832 277	10 182	10 182	34 178	10 180	64 720	
National Capital Region (NCR)		352 018	140 480	492 498	647 289	254 785	115 984	98 988	119 085	598 802	8 128	8 128	30 118	8 128	48 487	
Central Office		352 018	140 480	492 498	647 289	254 785	115 984	98 988	119 085	598 802	8 128	8 128	30 118	8 128	48 487	
Region I - Ilocos		15 182	5 155	20 307	21 031	4 701	5 282	4 988	5 440	20 029	251	251	251	248	1 002	
Regional Office - I		15 182	5 155	20 307	21 031	4 701	5 282	4 988	5 440	20 029	251	251	251	248	1 002	
Region IVA - CALABARZON		31 733	11 749	43 482	42 461	9 547	10 884	9 318	10 983	40 520	486	486	486	486	1 941	
Regional Office - IVA		31 733	11 749	43 482	42 461	9 547	10 884	9 318	10 983	40 520	486	486	486	486	1 941	
Region V - Bicol		18 542	7 250	23 792	22 811	5 074	5 783	4 842	5 848	21 727	298	298	298	298	1 184	
Regional Office - V		18 542	7 250	23 792	22 811	5 074	5 783	4 842	5 848	21 727	298	298	298	298	1 184	

Department : Department of Transportation (DOTr)  
 Agency/Entity : Maritime Industry Authority (MARINA)  
 Region : ALL  
 Division : ALL  
 Operating Unit : ALL

Particulars	UACE CODE	Current Year's Obligation				Budget Year Obligation Program										
		Actual Jan. 1 - Sept. 30	Estimate Oct. 1 - Dec. 31	Total	Total	GAAAO (ANNEX A)					FOR ISSUANCE OF GARO / SAND					
		3	4	5=3+4	6=11+12	Quarter 1	Quarter 2	Quarter 3	Quarter 4	Sub Total	Quarter 1	Quarter 2	Quarter 3	Quarter 4	Sub Total	
1	2	3	4	5=3+4	6=11+12	7	8	9	10	11=7+8+9+10	12	13	14	15	16=12+13+14+15	
Region VI - Western Visayas		25,364	9,763	35,127	35,342	13,220	8,468	7,510	8,720	37,936	361	361	352	352	1,406	
Regional Office - VI		25,364	9,763	35,127	35,342	13,220	8,468	7,510	8,720	37,936	361	361	352	352	1,406	
Region VII - Central Visayas		34,930	12,333	47,263	54,223	17,728	11,837	10,308	12,151	52,023	580	580	550	580	2,200	
Regional Office - VII		34,930	12,333	47,263	54,223	17,728	11,837	10,308	12,151	52,023	580	580	550	580	2,200	
Region VIII - Eastern Visayas		24,208	7,688	31,897	31,919	7,082	8,005	8,888	8,322	30,287	413	413	413	413	1,652	
Regional Office - VIII		24,208	7,688	31,897	31,919	7,082	8,005	8,888	8,322	30,287	413	413	413	413	1,652	
Region IX - Zamboanga Peninsula		21,258	8,825	29,083	29,188	8,337	7,358	6,181	7,808	27,485	431	431	431	431	1,724	
Regional Office - IX		21,258	8,825	29,083	29,188	8,337	7,358	6,181	7,808	27,485	431	431	431	431	1,724	
Region X - Northern Mindanao		17,458	5,997	23,455	29,805	10,835	6,054	5,144	6,258	28,282	327	328	328	328	1,311	
Regional Office - X		17,458	5,997	23,455	29,805	10,835	6,054	5,144	6,258	28,282	327	328	328	328	1,311	
Region XI - Davao		22,864	6,218	29,082	30,187	16,486	7,340	6,281	7,587	37,684	381	381	381	380	1,523	
Regional Office - XI		22,864	6,218	29,082	30,187	16,486	7,340	6,281	7,587	37,684	381	381	381	380	1,523	
Region XII - SOCCSKSARGEN		15,485	5,382	20,817	21,011	4,554	5,297	4,428	5,481	19,760	312	313	313	313	1,251	
Regional Office - XII		15,485	5,382	20,817	21,011	4,554	5,297	4,428	5,481	19,760	312	313	313	313	1,251	
Region XIII - CARAGA		15,717	7,048	22,765	18,821	4,138	4,748	4,034	4,883	17,792	258	257	257	257	1,029	
Regional Office - XIII		15,717	7,048	22,765	18,821	4,138	4,748	4,034	4,883	17,792	258	257	257	257	1,029	

Prepared By:  
  
 DON HENRY V. RAMIREZ  
 Chief, Budget Division

In coordination with:  
  
 MA. FE. TERESA L. ALVAREZ  
 Chief, Project Planning and Development Division

Approved By:  
  
 SONIA B. MALALUAN  
 Administrator  
 f. S.  
 # 2015  
 DOR office order  
 10/10/20

**FY 2026 FINANCIAL PLAN**  
(In Thousand Pesos)

Department : Department of Transportation (DOTr)  
Agency/Entity : Maritime Industry Authority (MARINA)  
Region : ALL  
Division : ALL  
Operating Unit : ALL

Particulars	UACS CODE	Current Year's Obligation				Budget Year Obligation Program										
		Actual Jan.1 - Sept.30	Estimate Oct.1 - Dec.31	Total	Total	GAAAO (ANNEX A)					FOR ISSUANCE OF GARO / SARO					
		3	4	5=3+4	6=1+16	Quarter 1	Quarter 2	Quarter 3	Quarter 4	Sub Total	Quarter 1	Quarter 2	Quarter 3	Quarter 4	Sub Total	
1	2	3	4	5=3+4	6=1+16	7	8	9	10	11=7+8+9+10	12	13	14	15	16=12+13+14+15	
I Budget Year / Appropriations		888 208	360 188	1,248 378	1,381,183	574,788	276 976	246,120	283 302	1,381,183	0	0	0	0	0	
General Administration and Support	10000000000000	185,464	48 462	210 928	245,545	91 328	51 522	50 811	51 897	245 545	0	0	0	0	0	
General Management and Supervision	100000100001000	159 272	44 730	204 002	239 078	90 993	50 508	46 302	51 275	239 078	0	0	0	0	0	
National Capital Region (NCR)		159 272	44 730	204 002	239 078	90 993	50 508	46 302	51 275	239 078	0	0	0	0	0	
Central Office		159 272	44 730	204 002	239 078	90 993	50 508	46 302	51 275	239 078	0	0	0	0	0	
PS		81 931	15 214	77,145	87 908	22 812	28 079	21 873	28 845	97,908	0	0	0	0	0	
MOOE		97,341	29,516	126,857	141,469	68 181	24 429	24 429	24 430	141 459	0	0	0	0	0	
Administration of Personnel Benefits	100000100002000	6 182	732	8 924	8 467	332	1,014	4 909	612	8 467	0	0	0	0	0	
National Capital Region (NCR)		6 182	732	8 924	8 467	332	1,014	4 909	612	8 467	0	0	0	0	0	
Central Office		6 182	732	8 924	8 467	332	1,014	4 909	612	8 467	0	0	0	0	0	
PS		6 182	732	8 924	8 467	332	1,014	4 909	612	8 467	0	0	0	0	0	
Support to Operations	200000000000000	148 998	78 413	223 411	170 597	111 228	20 032	19 135	20 202	170 597	0	0	0	0	0	
Implementation of the Management Information System	200000100001000	148 998	78 413	223 411	170 597	111 228	20 032	19 135	20 202	170 597	0	0	0	0	0	
National Capital Region (NCR)		148 998	78 413	223 411	170 597	111 228	20 032	19 135	20 202	170 597	0	0	0	0	0	
Central Office		148 998	78 413	223 411	170 597	111 228	20 032	19 135	20 202	170 597	0	0	0	0	0	
PS		8 179	2 414	10 593	13 988	3 095	3 874	2 978	4 043	13 988	0	0	0	0	0	
MOOE		60 071	82 222	122 293	118 734	70 258	16,159	16 159	16 189	118 734	0	0	0	0	0	
CO		78 748	11,777	90 525	37 875	37 875	0	0	0	37 875	0	0	0	0	0	
Operations	300000000000000	585 747	228 294	814 041	865 041	372 233	205 421	178 174	211 213	865 041	0	0	0	0	0	
MARITIME INDUSTRY PROMOTION AND DEVELOPMENT PROGRAM	310100000000000	23 636	8 340	31 878	32 784	7 780	8 592	7 627	8 785	32 784	0	0	0	0	0	
Formulation of policies, projects and programs for the promotion and development of the maritime industry	310100100001000	23 636	8 340	31 878	32 784	7 780	8 592	7 627	8 785	32 784	0	0	0	0	0	
National Capital Region (NCR)		23 636	8 340	31 878	32 784	7 780	8 592	7 627	8 785	32 784	0	0	0	0	0	
Central Office		23 636	8 340	31 878	32 784	7 780	8 592	7 627	8 785	32 784	0	0	0	0	0	
PS		7 208	7 481	14 689	15 036	3 328	4 180	3 186	4 332	15 036	0	0	0	0	0	
MOOE		19 330	849	17 179	17 729	4 432	4 432	4 432	4 433	17 729	0	0	0	0	0	
MARITIME INDUSTRY REGULATORY AND SUPERVISION PROGRAM	320100000000000	582 211	219,954	782 165	832 277	364 473	199 829	168 547	202 428	832 277	0	0	0	0	0	

Department : Department of Transportation (DOTr)  
 Agency/Entity : Maritime Industry Authority (MARINA)  
 Region : ALL  
 Division : ALL  
 Operating Unit : ALL

Particulars	UACS CODE	Current Year's Obligation			Budget Year Obligation Program										
		Actual Jan.1 - Sept.30	Estimate Oct.1 - Dec.31	Total	Total	GAAAO (ANNEX A)					FOR ISSUANCE OF GARO / SARO				
		3	4	5=3+4	6=11+16	Quarter 1	Quarter 2	Quarter 3	Quarter 4	Sub Total	Quarter 1	Quarter 2	Quarter 3	Quarter 4	Sub Total
1	2	3	4	5=3+4	6=11+16	7	8	9	10	11=7+8+9+10	12	13	14	15	16=12+13+14+15
Registration and provision of authority for ships and shipyards certification and documentation for seafarers, accreditation of training programs, faculty and other maritime enterprises	320100100001000	547,722	210,806	758,527	888,343	366,612	187,763	180,875	193,093	828,343	0	0	0	0	0
National Capital Region (NCR)		319,066	128,864	447,929	564,808	258,824	108,918	91,298	109,730	564,808	0	0	0	0	0
Central Office		319,066	128,864	447,929	564,808	258,824	108,918	91,298	109,730	564,808	0	0	0	0	0
PS		158,781	48,466	206,247	242,531	53,594	57,249	51,627	70,061	242,531	0	0	0	0	0
MOOE		159,575	81,998	238,273	278,667	159,880	39,699	39,699	39,699	278,667	0	0	0	0	0
CO		3,700	700	4,400	43,850	43,650	0	0	0	43,850	0	0	0	0	0
Region I - Ilocos		14,478	4,967	19,443	20,029	4,701	5,292	4,566	5,440	20,029	0	0	0	0	0
Regional Office - I		14,478	4,967	19,443	20,029	4,701	5,292	4,566	5,440	20,029	0	0	0	0	0
PS		8,547	2,321	10,868	10,861	2,409	3,000	2,304	3,148	10,861	0	0	0	0	0
MOOE		7,929	2,646	10,575	9,168	2,292	2,292	2,262	2,292	9,168	0	0	0	0	0
Region IVA - CALABARZON		30,256	11,183	41,438	40,820	8,847	10,864	9,316	10,993	40,820	0	0	0	0	0
Regional Office - IVA		30,256	11,183	41,438	40,820	8,847	10,864	9,316	10,993	40,820	0	0	0	0	0
PS		13,844	6,770	20,614	21,003	4,868	5,785	4,437	6,113	21,003	0	0	0	0	0
MOOE		16,411	4,413	20,824	19,517	4,879	4,879	4,879	4,880	19,517	0	0	0	0	0
Region V - Bicol		15,813	6,868	22,671	21,727	5,074	5,783	4,942	5,948	21,727	0	0	0	0	0
Regional Office - V		15,813	6,868	22,671	21,727	5,074	5,783	4,942	5,948	21,727	0	0	0	0	0
PS		8,899	4,506	11,405	12,845	2,864	3,643	2,721	3,727	12,845	0	0	0	0	0
MOOE		6,914	2,362	11,288	8,882	2,220	2,220	2,221	2,221	8,882	0	0	0	0	0
Region VI - Western Visayas		24,346	9,310	33,656	37,936	13,220	8,488	7,510	8,720	37,936	0	0	0	0	0
Regional Office - VI		24,346	9,310	33,656	37,936	13,220	8,488	7,510	8,720	37,936	0	0	0	0	0
PS		8,438	5,307	14,745	15,235	3,383	4,198	3,222	4,432	15,235	0	0	0	0	0
MOOE		14,808	4,003	18,811	17,151	4,287	4,288	4,288	4,288	17,151	0	0	0	0	0
CO		0	0	0	5,580	5,580	0	0	0	5,580	0	0	0	0	0
Region VII - Central Visayas		33,037	12,089	45,126	52,023	17,726	11,837	10,308	12,151	52,023	0	0	0	0	0
Regional Office - VII		33,037	12,089	45,126	52,023	17,726	11,837	10,308	12,151	52,023	0	0	0	0	0
PS		15,256	6,221	21,476	23,485	5,164	6,505	4,977	6,819	23,486	0	0	0	0	0
MOOE		17,779	5,868	23,627	21,328	5,332	5,332	5,332	5,332	21,328	0	0	0	0	0
CO		0	0	0	7,200	7,200	0	0	0	7,200	0	0	0	0	0

Department : Department of Transportation (DOTr)  
 Agency/Entity : Maritime Industry Authority (MARINA)  
 Region : ALL  
 Division : ALL  
 Operating Unit : ALL

Particulars	UACS CODE	Current Year's Obligation				Budget Year Obligation Program										
		Actual Jan. 1 - Sept. 30	Estimate Oct. 1 - Dec. 31	Total	Total	GAAAO (ANNEX A)					FOR ISSUANCE OF GARO / SARO					
		3	4	5=3+4	6=1+16	Quarter 1	Quarter 2	Quarter 3	Quarter 4	Sub Total	Quarter 1	Quarter 2	Quarter 3	Quarter 4	Sub Total	
1	2	3	4	5=3+4	6=1+16	7	8	9	10	11=7+8+9+10	12	13	14	15	16=12+13+14+15	
Region VIII - Eastern Visayas		23 078	7 367	30 473	30 267	7 082	8 005	8 858	8 322	30 267	0	0	0	0	0	
Regional Office - VIII		23 078	7 367	30 473	30 267	7 082	8 005	8 858	8 322	30 267	0	0	0	0	0	
PS		11 530	3 781	15,311	18,087	4,037	4,950	3,813	5,277	18,067	0	0	0	0	0	
MOOE		11 546	3 586	15,182	12,180	3,045	3,045	3,045	3,045	12,180	0	0	0	0	0	
Region IX - Zamboanga Peninsula		20,018	6,553	26 571	27,465	6,337	7 358	6,181	7 806	27 465	0	0	0	0	0	
Regional Office - IX		20 018	6 553	26 571	27 465	6 337	7 358	6 181	7 806	27 465	0	0	0	0	0	
PS		11 540	3 551	15 091	18 492	4 080	5 115	3 918	5,395	18,492	0	0	0	0	0	
MOOE		8 478	3 002	11 480	8 973	2 244	2 243	2 243	2 243	8 973	0	0	0	0	0	
Region X - Northern Mindanao		16 535	5 708	22 244	28 292	10,835	8 054	5,144	6,299	28 292	0	0	0	0	0	
Regional Office - X		16 535	5 708	22 244	28 292	10,835	8 054	5,144	6,299	28 292	0	0	0	0	0	
PS		8 945	3 314	12,269	14 153	3 137	3 907	2 997	4 112	14 153	0	0	0	0	0	
MOOE		7,990	2 395	9 985	8,588	2 148	2 147	2,147	2 147	8 588	0	0	0	0	0	
CO		0	0	0	5 550	5,550	0	0	0	5,550	0	0	0	0	0	
Region XI - Davao		21 519	5 995	27 485	37,864	16,486	7 340	8 281	7 567	37 864	0	0	0	0	0	
Regional Office - XI		21 519	5 995	27 485	37,864	16 486	7 340	8 281	7 567	37 864	0	0	0	0	0	
PS		10,891	3,624	14 515	16 300	3,622	4 529	3 468	4 744	16 300	0	0	0	0	0	
MOOE		10,628	2 342	12 970	11,254	2,814	2,814	2 813	2 813	11,254	0	0	0	0	0	
CO		0	0	0	10 050	10,050	0	0	0	10 050	0	0	0	0	0	
Region XII - SOCCSKSARGEN		14 553	5 120	19 673	19 780	4 554	5,297	4 428	5 481	19 780	0	0	0	0	0	
Regional Office - XII		14 553	5 120	19 673	19 780	4 554	5,297	4 428	5 481	19 780	0	0	0	0	0	
PS		8 498	2 984	11 480	13 472	2 982	3,725	2,856	3 909	13,472	0	0	0	0	0	
MOOE		6 057	2 136	8 193	6 288	1 572	1,572	1 572	1 572	6 288	0	0	0	0	0	
Region XIII - CARAGA		15 038	6 808	21 847	17,792	4 126	4,749	4 034	4 883	17,792	0	0	0	0	0	
Regional Office - XIII		15 038	6 808	21 847	17,792	4 126	4,749	4 034	4,883	17,792	0	0	0	0	0	
PS		6 550	4 818	11 468	11 038	2 437	3 051	2 346	3 186	11 038	0	0	0	0	0	
MOOE		8 488	1 991	10 179	6 753	1 689	1 698	1 688	1 688	6 753	0	0	0	0	0	
Monitoring and enforcement of maritime laws and regulations	320100100002000	14 488	9 349	23 838	33 934	7 881	9 066	7 672	9 335	33 934	0	0	0	0	0	
National Capital Region (NCR)		14 488	9 349	23 838	33 934	7 881	9 066	7 672	9 335	33 934	0	0	0	0	0	
Central Office		14 488	9 349	23 838	33 934	7 881	9 066	7 672	9 335	33 934	0	0	0	0	0	

Department : Department of Transportation (DOTr)  
 Agency/Entity : Maritime Industry Authority (MARINA)  
 Region : ALL  
 Division : ALL  
 Operating Unit : ALL

Particulars	UACS CODE	Current Year's Obligation			Budget Year Obligation Program											
		Actual Jan.1 - Sep.30	Estimate Oct.1 - Dec.31	Total	Total	GAAAO (ANNEX A)					FOR ISSUANCE OF GAO / BARO					
		3	4	5=3+4	6=11+12	Quarter 1	Quarter 2	Quarter 3	Quarter 4	Sub Total	Quarter 1	Quarter 2	Quarter 3	Quarter 4	Sub Total	
1	2	3	4	5=3+4	6=11+12	7	8	9	10	11=7+8+9+10	12	13	14	15	16=12+13+14+15	
PS		9 913	8 798	18 709	21 977	4 872	6 077	4 883	6 346	21 977	0	0	0	0	0	
MOOE		4 576	533	5 129	11 957	2 980	2 989	2 989	2 990	11 957	0	0	0	0	0	
II Automatic Appropriations		36 576	9 836	46 214	73 438	0	0	0	0	0	12 388	12 388	38 380	12 384	73 459	
Retirement and Life Insurance Premiums		23 980	5 102	28 982	31 236	0	0	0	0	0	7 811	7 808	7 808	7 808	31 236	
General Administration and Support	10000000000000	4 548	3 131	7 679	8 067	0	0	0	0	0	1 515	1 514	1 514	1 514	8 067	
General Management and Supervision	100000100001000	4 548	3 131	7 679	8 067	0	0	0	0	0	1 515	1 514	1 514	1 514	8 067	
National Capital Region (NCR)		4 548	3 131	7 679	8 067	0	0	0	0	0	1 515	1 514	1 514	1 514	8 067	
Central Office		4 548	3 131	7 679	8 067	0	0	0	0	0	1 515	1 514	1 514	1 514	8 067	
PS		4 548	3 131	7 679	8 067	0	0	0	0	0	1 515	1 514	1 514	1 514	8 067	
Support to Operations	20000000000000	918	47	965	1 293	0	0	0	0	0	324	323	323	323	1 293	
Implementation of the Management Information System	200000100001000	918	47	965	1 293	0	0	0	0	0	324	323	323	323	1 293	
National Capital Region (NCR)		918	47	965	1 293	0	0	0	0	0	324	323	323	323	1 293	
Central Office		918	47	965	1 293	0	0	0	0	0	324	323	323	323	1 293	
PS		918	47	965	1 293	0	0	0	0	0	324	323	323	323	1 293	
Operations	30000000000000	18 414	1 924	20 338	23 888	0	0	0	0	0	5 972	5 971	5 971	5 971	23 886	
MARITIME INDUSTRY PROMOTION AND DEVELOPMENT PROGRAM	31010000000000	780	578	1 356	1 389	0	0	0	0	0	348	347	347	347	1 389	
Formulation of policies, projects and programs for the promotion and development of the maritime industry	310100100001000	780	578	1 356	1 389	0	0	0	0	0	348	347	347	347	1 389	
National Capital Region (NCR)		780	578	1 356	1 389	0	0	0	0	0	348	347	347	347	1 389	
Central Office		780	578	1 356	1 389	0	0	0	0	0	348	347	347	347	1 389	
PS		780	578	1 356	1 389	0	0	0	0	0	348	347	347	347	1 389	
MARITIME INDUSTRY REGULATORY AND SUPERVISION PROGRAM	32010000000000	17 664	1 348	19 002	22 498	0	0	0	0	0	5 824	5 824	5 824	5 824	22 498	
Registration and provision of authority for ships and shipyards, certification and documentation for seafarers, accreditation of training programs, faculty and other maritime enterprises	320100100001000	17 664	1 348	19 002	22 498	0	0	0	0	0	5 824	5 824	5 824	5 824	22 498	
National Capital Region (NCR)		17 664	1 348	19 002	22 498	0	0	0	0	0	5 824	5 824	5 824	5 824	22 498	
Central Office		17 664	1 348	19 002	22 498	0	0	0	0	0	5 824	5 824	5 824	5 824	22 498	
PS		17 664	1 348	19 002	22 498	0	0	0	0	0	5 824	5 824	5 824	5 824	22 498	
MARINA Tonnage Fees		0	0	0	23 993	0	0	0	0	0	0	0	23 993	0	23 993	
Operations	30000000000000	0	0	0	23 993	0	0	0	0	0	0	0	23 993	0	23 993	

Department : Department of Transportation (DOT)  
 Agency/Entity : Maritime Industry Authority (MARINA)  
 Region : ALL  
 Division : ALL  
 Operating Unit : ALL

Particulars	UACS CODE	Current Year's Obligation				Budget Year Obligation Program										
		Actual Jan.1 - Sept.30	Estimate Oct.1 - Dec.31	Total	Total	GAAAD (ANNEX A)					FOR ISSUANCE OF GARO / SARO					
		3	4	5=3+4	9=11+16	Quarter 1	Quarter 2	Quarter 3	Quarter 4	Sub Total	Quarter 1	Quarter 2	Quarter 3	Quarter 4	Sub Total	
1	2	3	4	5=3+4	9=11+16	7	8	9	10	11=7+8+9+10	12	13	14	15	16=12+13+14+15	
MARITIME INDUSTRY REGULATORY AND SUPERVISION PROGRAM	32010000000000	0	0	0	23,993	0	0	0	0	0	0	0	0	23,993	0	23,993
Registration and provision of authority for ships and shipyards certification and documentation for seafarers accreditation of training programs, faculty and other maritime enterprises	320100100001000	0	0	0	23,993	0	0	0	0	0	0	0	0	23,993	0	23,993
National Capital Region (NCR)		0	0	0	23,993	0	0	0	0	0	0	0	0	23,993	0	23,993
Central Office		0	0	0	23,993	0	0	0	0	0	0	0	0	23,993	0	23,993
MOOE		0	0	0	23,993	0	0	0	0	0	0	0	0	23,993	0	23,993
Retirement and Life Insurance Premiums		12,095	4,537	17,232	18,231	0	0	0	0	0	4,558	4,558	4,558	4,558	4,558	18,231
Operations	3000000000000000	12,095	4,537	17,232	18,231	0	0	0	0	0	4,558	4,558	4,558	4,558	4,558	18,231
MARITIME INDUSTRY REGULATORY AND SUPERVISION PROGRAM	3201000000000000	12,095	4,537	17,232	18,231	0	0	0	0	0	4,558	4,558	4,558	4,558	4,558	18,231
Registration and provision of authority for ships and shipyards certification and documentation for seafarers accreditation of training programs, faculty and other maritime enterprises	320100100001000	11,878	3,848	15,524	16,223	0	0	0	0	0	4,056	4,056	4,056	4,056	4,056	16,223
Region I - Ilocos		878	188	864	1,002	0	0	0	0	0	251	251	251	248	248	1,002
Regional Office - I		878	188	864	1,002	0	0	0	0	0	251	251	251	248	248	1,002
PS		878	188	864	1,002	0	0	0	0	0	251	251	251	248	248	1,002
Region IVA - CALABARZON		1,478	568	2,044	1,941	0	0	0	0	0	488	488	488	485	485	1,941
Regional Office - IVA		1,478	568	2,044	1,941	0	0	0	0	0	488	488	488	485	485	1,941
PS		1,478	568	2,044	1,941	0	0	0	0	0	488	488	488	485	485	1,941
Region V - Bicol		730	382	1,122	1,184	0	0	0	0	0	298	298	298	298	298	1,184
Regional Office - V		730	382	1,122	1,184	0	0	0	0	0	298	298	298	298	298	1,184
PS		730	382	1,122	1,184	0	0	0	0	0	298	298	298	298	298	1,184
Region VI - Western Visayas		1,019	453	1,472	1,408	0	0	0	0	0	351	351	352	352	352	1,408
Regional Office - VI		1,019	453	1,472	1,408	0	0	0	0	0	351	351	352	352	352	1,408
PS		1,019	453	1,472	1,408	0	0	0	0	0	351	351	352	352	352	1,408
Region VII - Central Visayas		1,893	264	2,157	2,200	0	0	0	0	0	550	550	550	550	550	2,200
Regional Office - VII		1,893	264	2,157	2,200	0	0	0	0	0	550	550	550	550	550	2,200
PS		1,893	264	2,157	2,200	0	0	0	0	0	550	550	550	550	550	2,200
Region VIII - Eastern Visayas		1,181	292	1,483	1,852	0	0	0	0	0	413	413	413	413	413	1,852
Regional Office - VIII		1,181	292	1,483	1,852	0	0	0	0	0	413	413	413	413	413	1,852

Department : Department of Transportation (DOTr)  
 Agency/Entity : Maritime Industry Authority (MARINA)  
 Region : ALL  
 Division : ALL  
 Operating Unit : ALL

Particulars	UACS CODE	Current Year's Obligation				Budget Year Obligation Program										
		Actual Jan.1 - Sept.30	Estimate Oct.1 - Dec.31	Total	Total	GAAAO (ANNEX A)					FOR ISSUANCE OF GARD / SARO					
		3	4	5=3+4	6=11+16	Quarter 1	Quarter 2	Quarter 3	Quarter 4	Sub Total	Quarter 1	Quarter 2	Quarter 3	Quarter 4	Sub Total	
1	2	3	4	5=3+4	6=11+16	7	8	9	10	11=7+8+9+10	12	13	14	15	16=12+13+14+15	
PS		1,181	292	1,483	1,652	0	0	0	0	0	413	413	413	413	1,652	
Region IX - Zamboanga Peninsula		1,240	272	1,512	1,724	0	0	0	0	0	431	431	431	431	1,724	
Regional Office - IX		1,240	272	1,512	1,724	0	0	0	0	0	431	431	431	431	1,724	
PS		1,240	272	1,512	1,724	0	0	0	0	0	431	431	431	431	1,724	
Region X - Northern Mindanao		923	288	1,211	1,311	0	0	0	0	0	327	328	328	328	1,311	
Regional Office - X		923	288	1,211	1,311	0	0	0	0	0	327	328	328	328	1,311	
PS		923	288	1,211	1,311	0	0	0	0	0	327	328	328	328	1,311	
Region XI - Davao		1,146	252	1,398	1,523	0	0	0	0	0	381	381	381	380	1,523	
Regional Office - XI		1,146	252	1,398	1,523	0	0	0	0	0	381	381	381	380	1,523	
PS		1,146	252	1,398	1,523	0	0	0	0	0	381	381	381	380	1,523	
Region XII - SOCCSKSARGEN		902	242	1,144	1,251	0	0	0	0	0	312	313	313	313	1,251	
Regional Office - XII		902	242	1,144	1,251	0	0	0	0	0	312	313	313	313	1,251	
PS		902	242	1,144	1,251	0	0	0	0	0	312	313	313	313	1,251	
Region XIII - CARAGA		678	436	1,117	1,029	0	0	0	0	0	258	257	257	257	1,029	
Regional Office - XIII		678	436	1,117	1,029	0	0	0	0	0	258	257	257	257	1,029	
PS		678	436	1,117	1,029	0	0	0	0	0	258	257	257	257	1,029	
Monitoring and enforcement of maritime laws and regulations	320100100002000	819	889	1,708	2,008	0	0	0	0	0	502	502	502	502	2,008	
National Capital Region (NCR)		819	889	1,708	2,008	0	0	0	0	0	502	502	502	502	2,008	
Central Office		819	889	1,708	2,008	0	0	0	0	0	502	502	502	502	2,008	
PS		819	889	1,708	2,008	0	0	0	0	0	502	502	502	502	2,008	
TOTAL, Current Year Budget / Appropriations		834,784	358,808	1,294,592	1,454,642	874,786	276,976	246,120	283,302	1,381,183	12,389	12,388	35,360	12,364	73,459	
National Capital Region (NCR)		664,243	274,419	938,662	1,104,944	475,066	196,130	178,541	199,836	1,047,708	8,313	8,310	32,303	8,310	57,236	
Central Office		664,243	274,419	938,662	1,104,944	475,066	196,130	178,541	199,836	1,047,708	8,313	8,310	32,303	8,310	57,236	
PS		275,902	87,104	364,006	430,800	88,033	108,453	88,863	112,258	397,607	8,313	8,310	8,310	8,310	33,243	
MOOE		334,893	174,836	509,731	582,509	305,540	87,677	87,678	87,681	598,576	0	0	23,993	0	23,893	
CO		82,448	12,477	94,925	81,525	81,525	0	0	0	81,525	0	0	0	0	0	
Region I - Ilocos		15,152	5,155	20,307	21,031	4,952	5,543	4,847	5,689	21,031	251	251	251	248	1,002	
Regional Office - I		15,152	5,155	20,307	21,031	4,952	5,543	4,847	5,689	21,031	251	251	251	248	1,002	
PS		7,223	2,509	9,732	11,663	2,409	3,000	2,304	3,148	10,861	251	251	251	248	1,002	

Department : Department of Transportation (DOTr)  
 Agency/Entity : Maritime Industry Authority (MARINA)  
 Region : ALL  
 Division : ALL  
 Operating Unit : ALL

Particulars	LIACS CODE	Current Year's Obligation				Budget Year Obligation Program										
		Actual Jan.1 - Sept.30	Estimate Oct.1 - Dec.31	Total	Total	GAAAO (ANNEX A)					FOR ISSUANCE OF GARO / SARO					
						Quarter 1	Quarter 2	Quarter 3	Quarter 4	Sub Total	Quarter 1	Quarter 2	Quarter 3	Quarter 4	Sub Total	
1	2	3	4	5=3+4	6=11+10	7	8	9	10	11=7+8+9+10	12	13	14	15	16=12+13+14+15	
MOOE		7 929	2 848	10 575	8 198	2 282	2 282	2 282	2 282	9 198	0	0	0	0	0	
Region IVA - CALABARZON		31 734	11 748	43 483	42 461	9 547	10 664	9 318	10 993	40 520	485	485	485	485	1 941	
Regional Office - IVA		31 734	11,748	43,483	42 461	9 547	10 664	9 318	10 993	40 520	485	485	485	485	1 941	
PS		15 323	7,338	22 666	22 944	4 868	5 786	4 437	6 113	21 003	488	488	488	488	1 941	
MOOE		16 411	4,413	20 824	19 517	4 878	4 879	4 879	4 880	19 517	0	0	0	0	0	
Region V - Bicol		16 542	7,250	23 792	22 911	5 074	5 763	4 942	5 948	21 727	298	298	298	298	1 184	
Regional Office - V		16,542	7,250	23,792	22 911	5 074	5 763	4 942	5 948	21 727	298	298	298	298	1 184	
PS		7 828	4,898	12 526	14 029	2 854	3 543	2 721	3 727	12 845	298	298	298	298	1 184	
MOOE		8 914	2,362	11 288	8 882	2,220	2,220	2,221	2 221	8 882	0	0	0	0	0	
Region VI - Western Visayas		25 364	9 783	35 127	36 342	13,220	8 486	7 510	8 720	37 836	351	351	352	352	1 408	
Regional Office - VI		25 364	9 783	35,127	36 342	13,220	8,486	7 510	8 720	37 836	351	351	352	352	1 408	
PS		10 456	5,780	16 216	16 641	3 383	4 198	3 222	4 432	15 236	351	351	352	352	1 408	
MOOE		14 908	4 003	18 911	17 151	4,287	4 288	4 288	4 288	17 151	0	0	0	0	0	
CO		0	0	0	5 580	5,580	0	0	0	5 580	0	0	0	0	0	
Region VII - Central Visayas		34 930	12 333	47 263	54 223	17,728	11 837	10 309	12 151	52 023	550	580	550	550	2 200	
Regional Office - VII		34 930	12,333	47,263	54 223	17,728	11 837	10 309	12 151	52 023	550	580	550	550	2 200	
PS		17 151	8,485	23 636	25 886	5 194	6,505	4 877	6 819	23 495	550	580	580	580	2 200	
MOOE		17 779	5 848	23 627	21 328	5,332	5 332	5 332	5 332	21 328	0	0	0	0	0	
CO		0	0	0	7 200	7 200	0	0	0	7 200	0	0	0	0	0	
Region VIII - Eastern Visayas		24 288	7 889	31 957	31 919	7 082	8 005	6 858	8 322	30 267	413	413	413	413	1 682	
Regional Office - VIII		24 288	7 889	31 957	31 919	7 082	8,005	6 858	8 322	30 267	413	413	413	413	1 682	
PS		12,722	4 073	16 795	19 736	4 037	4 980	3 813	5 277	18 087	413	413	413	413	1 652	
MOOE		11 546	3 816	15 182	12 180	3 045	3 045	3 045	3 045	12 180	0	0	0	0	0	
Region IX - Zamboanga Peninsula		21 258	6 825	28 083	29 188	6 337	7 358	6 161	7 809	27 465	431	431	431	431	1 724	
Regional Office - IX		21 258	6 825	28 083	29 188	6 337	7 358	6 161	7 809	27 465	431	431	431	431	1 724	
PS		12 780	3 823	16 603	20 215	4 063	5 115	3 918	5 398	18 492	431	431	431	431	1 724	
MOOE		8 478	3 002	11 480	8 973	2,244	2,243	2 243	2 243	8 973	0	0	0	0	0	
Region X - Northern Mindanao		17 458	5 987	23 455	29 603	10 835	8 054	5 144	6 259	28 292	327	328	328	328	1,311	
Regional Office - X		17,458	5 987	23 455	29 603	10 835	8 054	5 144	6 259	28 292	327	328	328	328	1,311	


Department : Department of Transportation (DOTr)  
 Agency/Entity : Maritime Industry Authority (MARINA)  
 Region : ALL  
 Division : ALL  
 Operating Unit : ALL

Particulars	UACS CODE	Current Year's Obligation				Budget Year Obligation Program										
		Actual Jan.1 - Sept.30	Estimate Oct.1 - Dec.31	Total	Total	GAAAD (ANNEX A)					FOR ISSUANCE OF GARD / SARO					
						Quarter 1	Quarter 2	Quarter 3	Quarter 4	Sub Total	Quarter 1	Quarter 2	Quarter 3	Quarter 4	Sub Total	
1	2	3	4	5=3+4	6=1+15	7	8	9	10	11=7+8+9+10	12	13	14	15	16=12+13+14+15	
PS		9 808	3 802	13 470	13 484	3 137	3 807	2 997	4 112	14 153	327	328	328	328	1 311	
MOOE		7 590	2 395	9 985	9 989	2 148	2 147	2 147	2 147	8 590	0	0	0	0	0	
CO		0	0	0	5 590	5 590	0	0	0	5 560	0	0	0	0	0	
Region XI - Davao		22 894	8 218	28 882	30 187	18 488	7 340	8 281	7 557	37 684	381	381	381	380	1 523	
Regional Office - XI		22 894	8 218	28 882	30 187	18 488	7 340	8 281	7 557	37 684	381	381	381	380	1 523	
PS		12 036	3 878	18 912	17 863	3 822	4 828	3 488	4 744	18 380	381	381	381	380	1 523	
MOOE		10 828	2 342	12 970	11 254	2 814	2 814	2 813	2 813	11 254	0	0	0	0	0	
CO		0	0	0	10 060	10 060	0	0	0	10 050	0	0	0	0	0	
Region XII - @OCCSIBARGEN		15 455	5 382	20 817	21 011	4 584	5 297	4 428	5 481	19 780	312	313	313	313	1 251	
Regional Office - XII		15 455	5 382	20 817	21 011	4 584	5 297	4 428	5 481	19 780	312	313	313	313	1 251	
PS		9 368	3 228	12 624	14 723	2 882	3 725	2 858	3 808	13 472	312	313	313	313	1 251	
MOOE		6 057	2 138	8 193	6 288	1 572	1 572	1 572	1 572	8 288	0	0	0	0	0	
Region XIII - CARAGA		15 718	7 048	22 784	18 821	4 128	4 748	4 034	4 883	17 792	258	257	257	257	1 029	
Regional Office - XIII		15 718	7 048	22 784	18 821	4 128	4 748	4 034	4 883	17 792	258	257	257	257	1 029	
PS		7 228	5 387	12 588	12 088	2 437	3 081	2 348	3 195	11 039	258	257	257	257	1 029	
MOOE		8 488	1 661	10 179	6 783	1 689	1 668	1 686	1 688	6 753	0	0	0	0	0	
Reclassification by Program		618 964	234 755	851 608	1 031,150	372 484	208 872	178 425	211 482	888 043	10,279	10 278	34 272	10 278	85 107	
MARITIME INDUSTRY PROMOTION AND DEVELOPMENT PROGRAM	31010000000000	24 295	8 818	33 211	34 153	7 780	8 582	7 827	8 785	32 784	348	347	347	347	1 388	
National Capital Region (NCR)		24 295	8 818	33 211	34 153	7 780	8 582	7 827	8 785	32 784	348	347	347	347	1 388	
Central Office		24 295	8 818	33 211	34 153	7 780	8 582	7 827	8 785	32 784	348	347	347	347	1 388	
MARITIME INDUSTRY REGULATORY AND SUPERVISION PROGRAM	32010000000000	582,559	225 838	818 398	996,997	384 473	198 828	198 847	202 428	832 277	10 182	10 182	34 178	10 180	84 720	
National Capital Region (NCR)		382 018	140 480	492 498	647 299	284 786	116 984	98 988	119 085	588 802	8 126	8 126	30 118	8 126	48 487	
Central Office		382 018	140 480	492 498	647 299	284 786	116 984	98 988	119 085	588 802	8 126	8 126	30 118	8 126	48 487	
Region I - Ilocos		15 182	5 188	20 307	21 031	4 701	5 282	4 888	5 440	20 028	251	251	251	248	1 002	
Regional Office - I		15 182	5 188	20 307	21 031	4 701	5 282	4 888	5 440	20 028	251	251	251	248	1 002	
Region IVA - CALABARZON		31 733	11 749	43 482	42 461	9 547	10 884	9 318	10 883	40 520	488	488	488	488	1 841	
Regional Office - IVA		31 733	11 749	43 482	42 461	9 547	10 884	9 318	10 883	40 520	488	488	488	488	1 841	
Region V - Bicol		16 542	7 250	23 792	22 911	5 074	5 783	4 842	5 848	21 727	288	288	288	288	1 184	
Regional Office - V		16 542	7 250	23 792	22 911	5 074	5 783	4 842	5 848	21 727	288	288	288	288	1 184	


Department : Department of Transportation (DOTr)  
 Agency/Entity : Maritime Industry Authority (MARINA)  
 Region : ALL  
 Division : ALL  
 Operating Unit : ALL

Particulars	UACS CODE	Current Year's Obligation				Budget Year Obligation Program										
		Actual Jan.1 - Sept.30	Estimate Oct.1 - Dec.31	Total	Total	GAAAO (ANNEX A)					FOR ISSUANCE OF GARO / SARO					
		3	4	5=3+4	6=11+12	Quarter 1	Quarter 2	Quarter 3	Quarter 4	Sub Total	Quarter 1	Quarter 2	Quarter 3	Quarter 4	Sub Total	
1	2	3	4	5=3+4	6=11+12	7	8	9	10	11=7+8+9+10	12	13	14	15	16=12+13+14+15	
Region VI - Western Visayas		25 364	9 763	35 127	35 342	13 220	8 486	7 510	8 720	37 936	361	361	362	362	1 406	
Regional Office - VI		25 364	9 763	35 127	35 342	13 220	8 486	7 510	8 720	37 936	361	361	362	362	1 406	
Region VII - Central Visayas		34 630	12,333	47,263	54 223	17,726	11 837	10 308	12 151	52 023	550	550	550	550	2 200	
Regional Office - VII		34 630	12,333	47,263	54 223	17,726	11 837	10 308	12 151	52 023	550	550	550	550	2 200	
Region VIII - Eastern Visayas		24 266	7 686	31 952	31 919	7 082	8 005	8 658	8 322	30 267	413	413	413	413	1 652	
Regional Office - VIII		24 266	7 686	31 952	31 919	7 082	8 005	8 658	8 322	30 267	413	413	413	413	1 652	
Region IX - Zamboanga Peninsula		21 258	6 825	28 083	29 186	8 337	7 368	8 181	7 806	27 486	431	431	431	431	1 724	
Regional Office - IX		21 258	6 825	28 083	29 186	8 337	7 368	8 181	7 806	27 486	431	431	431	431	1 724	
Region X - Northern Mindanao		17 458	6 997	23 455	23 803	10 836	8 054	8 144	8 256	28 292	327	328	328	328	1 311	
Regional Office - X		17 458	6 997	23 455	23 803	10 836	8 054	8 144	8 256	28 292	327	328	328	328	1 311	
Region XI - Davao		22 864	6 218	28 882	30 187	16 486	7 340	8 281	7 567	37 684	381	381	381	380	1 523	
Regional Office - XI		22 864	6 218	28 882	30 187	16 486	7 340	8 281	7 567	37 684	381	381	381	380	1 523	
Region XII - SOCCSKSARGEN		15 455	5 382	20 837	21 011	4 554	5 297	4 428	5 481	19 760	312	313	313	313	1 261	
Regional Office - XII		15 455	5 382	20 837	21 011	4 554	5 297	4 428	5 481	19 760	312	313	313	313	1 261	
Region XIII - CARAGA		16 717	7 048	22 765	18 821	4 126	4 748	4 034	4 863	17 792	258	257	257	257	1 029	
Regional Office - XIII		16 717	7 048	22 765	18 821	4 126	4 748	4 034	4 863	17 792	258	257	257	257	1 029	



Prepared By:

  
**DAN HENRY V. RAMIREZ**  
 Chief, Budget Division

In coordination with:

  
**MA. FE. TERESA L. ALVAREZ**  
 Chief, Project Planning and Development Division

Approved By:

  
**SONIA B. MALALUAN**  
 Administrator   
*Off. 11/28/20  
 DOTR Office Order  
 #2018-043  
 10/1/20*

FY 2026 PHYSICAL PLAN

Department: Department of Transportation  
 Agency: Maritime Industry Authority (MARINA)  
 Operating Unit: ALL  
 Organization Code (UACS): 38 003 000000

Particulars	UACS CODE	Current Year's Obligation			Physical Targets					Variance	REMARKS/ COMMENTS
		Actual Jan.1-Sept. 30	Estimate Oct.1-Dec	Total	Total	1st Quarter	2nd Quarter	3rd Quarter	4th Quarter		
Outcome Indicator(s)											
1. 10% increase in the number of operating ships [AGENCY TOTAL]		11%	2%	13%	10%	2.5%	2.5%	2.5%	2.5%		
		2247	414	2,661	1,896	801	801	493	484		Note: Agency Baseline is 1,990 based on the NEP 2025
Output Indicator(s)											
1) No. of policies formulated, updated, issued and disseminated [AGENCY TOTAL]		7	1	8	8	2	2	2	2		
Outcome Indicator(s)											
1) % of clients who rate the frontline services as satisfactory or better [AGENCY TOTAL]		86%	98%	97%	70%	70%	70%	70%	70%		
		288,348	82,134	347,483							nominal value to be reported in the actual accomplishment
2) % increase in the number of Filipino seafarers [AGENCY TOTAL]		29%	8%	37%	12%	3%	3%	3%	3%		
		17,898	5,988	23,886	7,459	1,885	1,888	1,888	1,884		
Output Indicator(s)											
1) % of applications received are acted upon within the standard processing time [AGENCY TOTAL]		100%	100%	100%	100%	100%	100%	100%	100%		
		793,862	242,834.87	1,036,217							nominal value to be reported in the actual accomplishment
2) % of complaints/reports of violations received are acted upon within the standard processing time [AGENCY TOTAL]		100%	100%	100%	100%	100%	100%	100%	100%		
		860	118	868							nominal value to be reported in the actual accomplishment

Prepared by: *[Signature]*  
 PRECILA C. JARA  
 Director II, Planning and Policy Service  
 Date: 10/8/25

In coordination with:  
*[Signature]*  
 DAN HENRY V. RAMIREZ  
 Chief, Budget Division, MFAS  
 Date:

Approved by:  
*[Signature]* 11/28/25  
 SONIA B. MALALUAN  
 Administrator, Maritime Industry Authority  
 Date: 10/8/25  
 COOK office order # 2025-043

FY 2026 PHYSICAL PLAN

BED No. 2

Department: Department of Transportation  
 Agency: Maritime Industry Authority (MARINA)  
 Operating Unit: ALL  
 Organization Code (UACS) : 38 003 000000

Particulars	UACS CODE	Current Year's Obligation			Physical Targets					Variance	REMARKS/ COMMENTS
		Actual Jan.1-Sept 30	Estimate Oct.1-Dec	Total	Total	1st Quarter	2nd Quarter	3rd Quarter	4th Quarter		
<b>Outcome Indicator(s)</b>											
1) 10% increase in the number of operating ships [AGENCY TOTAL]		11%	2%	13%	10%	2.5%	2.5%	2.5%	2.5%		
		2247	414	2,661	1,990	501	501	483	484		Note: Agency Baseline is 1,990 based on the NEP 2025
<b>Output Indicator(s)</b>											
1) No. of policies formulated, updated, issued and disseminated [AGENCY TOTAL]		7	1	8	8	2	2	2	2		
<b>Outcome Indicator(s)</b>											
1) % of clients who rate the frontline services as satisfactory or better [AGENCY TOTAL]		95%	98%	97%	70%	70%	70%	70%	70%		
		265,348	82,134	347,483							nominal value to be reported in the actual accomplishment
2) % increase in the number of Filipino seafarers [AGENCY TOTAL]		29%	8%	37%	12%	3%	3%	3%	3%		
		17,886	8,068	23,954	7,459	1,886	1,886	1,886	1,884		
<b>Output Indicator(s)</b>											
1) % of applications received are acted upon within the standard processing time [AGENCY TOTAL]		100%	100%	100%	100%	100%	100%	100%	100%		
		793,682	242,634.67	1,036,217							nominal value to be reported in the actual accomplishment
2) % of complaints/reports of violations received are acted upon within the standard processing time [AGENCY TOTAL]		100%	100%	100%	100%	100%	100%	100%	100%		
		580	115	695							nominal value to be reported in the actual accomplishment

Prepared by: *MM* 5-0-1438-25  
 PRECILA C. JARA  
 Director of Planning and Policy Service  
 Date

In coordination with:  
*[Signature]*  
 DAN HENRY V. RAMIREZ  
 Chief, Budget Division, MFAS  
 Date

Approved by:  
*[Signature]* 11/28/25  
 SDNIA B. MALALUAN  
 Administrator, Maritime Industry Authority  
 Date: 1-8  
*[Signature]* order  
 DOTM Office No. 2025-043  
 10/01/25

FY 2026 PHYSICAL PLAN

BED No. 2

Department: Department of Transportation  
 Agency: Maritime Industry Authority (MARINA)  
 Operating Unit: ALL  
 Organization Code (UACS) : 38 003 000000

Particulars	UACS CODE	Current Year's Obligation			Physical Targets					Variance	REMARKS/ COMMENTS
		Actual Jan.1-Sept. 30	Estimate Oct.1-Dec	Total	Total	1st Quarter	2nd Quarter	3rd Quarter	4th Quarter		
Outcome Indicator(s)											
1) 10% increase in the number of operating ships [AGENCY TOTAL]		11%	2%	13%	10%	2.5%	2.5%	2.5%	2.5%		
		2247	414	2,661	1,990	601	601	483	484		Note: Agency Baseline is 1,990 based on the NEP 2025
Output Indicator(s)											
1) No. of policies formulated, updated, issued and disseminated [AGENCY TOTAL]		7	1	8	8	2	2	2	2		
Outcome Indicator(s)											
1) % of clients who rate the frontline services as satisfactory or better [AGENCY TOTAL]		98%	98%	97%	70%	70%	70%	70%	70%		
		268,348	82,134	347,483							nominal value to be reported in the actual accomplishment
Output Indicator(s)											
2) % increase in the number of Filipino seafarers [AGENCY TOTAL]		29%	8%	37%	12%	3%	3%	3%	3%		
		17,898	8,988	23,886	7,480	1,865	1,865	1,868	1,864		
Output Indicator(s)											
1) % of applications received are acted upon within the standard processing time [AGENCY TOTAL]		100%	100%	100%	100%	100%	100%	100%	100%		
		793,862	242,834.87	1,036,217							nominal value to be reported in the actual accomplishment
Output Indicator(s)											
2) % of complaints/reports of violations received are acted upon within the standard processing time [AGENCY TOTAL]		100%	100%	100%	100%	100%	100%	100%	100%		
		880	115	995							nominal value to be reported in the actual accomplishment

Prepared by: *[Signature]*  
 For: *5.0. 1438-70*  
 PRECLA C. JARA  
 Director II Planning and Policy Service  
 Date:

In coordination with:  
*[Signature]*  
 DAN HENRY V. RAMIREZ  
 Chief, Budget Division, MFAS  
 Date:

Approved by:  
*[Signature]* 12/28/25  
 SONIA B. MALALUAN  
 Administrator, Maritime Industry Authority  
 Date: *f. gl*  
*Oppr office order*  
*# 1025-043*  
*10/01/25*

FY 2026 MONTHLY DISBURSEMENT PROGRAM

(In Thousand Pesos)

Department : Department of Transportation (DOTr)  
 Agency/Entity : Maritime Industry Authority (MARINA)  
 Region : ALL  
 Division : ALL  
 Operating Unit : ALL

Particulars	UACS CODE	Total Programs	Tax Remittance Advice (TRA)	Net Program	FULL YEAR REQUIREMENT																
					QUARTER 1				QUARTER 2				QUARTER 3				QUARTER 4				Full Year
					January	February	March	Sub Total	April	May	June	Sub Total	July	August	September	Sub Total	October	November	December	Sub Total	
6	7	8	9=6+7+8	10	11	12	13=10+11+12	14	15	16	17=14+15+16	18	19	20	21=18+19+20	22					
J. NOTICE OF CASH ALLOCATION		1,484,642	87,424	1,397,218	85,998	85,998	81,669	263,366	121,892	166,431	98,981	379,624	128,991	98,244	89,478	306,811	199,439	126,365	98,792	422,896	1,388,218
A. Fiscal Year's (FY) Budget		1,484,642	87,424	1,397,218	85,998	85,998	81,669	263,366	121,892	158,431	89,901	379,624	128,991	98,244	89,478	306,811	199,439	126,365	98,792	422,896	1,388,218
New GAA		1,361,183	88,724	1,264,889	81,888	81,888	87,530	251,266	117,883	154,381	86,488	367,510	113,883	82,488	81,842	277,188	181,888	118,520	88,988	388,883	1,284,888
GAAAD (ANNEX A)		1,361,183	88,724	1,264,889	81,888	81,888	87,530	251,266	117,883	154,381	86,488	367,510	113,883	82,488	81,842	277,188	181,888	118,520	88,988	388,883	1,284,888
Specific Budgets of National Government Agencies	1 01 101	1,361,183	88,724	1,264,889	81,888	81,888	87,530	251,266	117,883	154,381	86,488	367,510	113,883	82,488	81,842	277,188	181,888	118,520	88,988	388,883	1,284,888
National Capital Region (NCR)		1,947,798	84,288	1,863,510	88,179	88,179	84,336	184,883	98,827	122,281	73,833	292,121	81,488	88,781	88,881	212,188	142,888	88,278	88,128	284,431	883,488
Central Office		1,947,798	84,288	1,863,510	88,179	88,179	84,336	184,883	98,827	122,281	73,833	292,121	81,488	88,781	88,881	212,188	142,888	88,278	88,128	284,431	883,488
PS		287,887	31,888	256,000	25,488	25,488	28,147	88,883	28,482	48,883	25,488	188,883	28,288	28,288	28,288	88,813	28,488	88,888	28,182	184,388	288,887
MOOE		888,878	28,429	860,449	34,711	34,711	38,188	184,818	48,488	73,788	48,288	171,473	82,281	34,521	34,523	131,246	88,257	34,818	37,844	138,818	648,147
CO		81,528	4,878	77,448	0	0	0	0	28,145	0	0	28,145	0	0	0	0	57,384	0	0	57,384	77,448
Region I - Ilocos		28,888	1,322	18,787	1,433	1,433	1,529	4,388	1,433	2,873	1,433	4,888	1,433	1,433	1,433	4,288	1,433	2,142	1,488	8,874	18,787
Regional Office - I		28,888	1,322	18,787	1,433	1,433	1,529	4,388	1,433	2,873	1,433	4,888	1,433	1,433	1,433	4,288	1,433	2,142	1,488	8,874	18,787
PS		18,881	388	9,888	787	787	883	2,217	787	1,347	787	2,781	787	787	787	2,121	787	1,418	774	2,887	8,888
MOOE		9,188	457	8,711	726	726	726	2,178	726	726	726	2,178	726	726	726	2,178	726	726	726	2,177	8,711
Region IVA - CALABARZON		48,528	2,888	37,884	2,888	2,888	3,118	8,888	2,888	4,148	2,887	8,888	2,888	2,888	2,888	8,717	2,888	4,288	3,888	18,281	37,884
Regional Office - IVA		48,528	2,888	37,884	2,888	2,888	3,118	8,888	2,888	4,148	2,887	8,888	2,888	2,888	2,888	8,717	2,888	4,288	3,888	18,281	37,884
PS		21,888	1,888	19,383	1,381	1,381	1,573	4,288	1,381	2,881	1,381	5,323	1,381	1,388	1,388	4,841	1,388	2,788	1,511	5,884	18,283
MOOE		19,817	978	18,841	1,844	1,844	1,845	4,833	1,844	1,845	1,848	4,838	1,848	1,848	1,848	4,838	1,845	1,848	1,847	4,837	18,841
Region V - Bicol		21,727	1,471	20,288	1,538	1,538	1,884	4,734	1,538	2,281	1,542	5,388	1,538	1,538	1,542	4,812	1,538	2,778	1,888	5,842	20,288
Regional Office - V		21,727	1,471	20,288	1,538	1,538	1,884	4,734	1,538	2,281	1,542	5,388	1,538	1,538	1,542	4,812	1,538	2,778	1,888	5,842	20,288
PS		12,845	1,027	11,818	832	832	881	2,828	832	1,884	838	3,288	832	838	838	2,882	832	1,875	838	3,433	11,818
MOOE		8,882	444	8,438	788	788	788	2,188	788	788	788	2,188	788	788	788	2,118	788	788	788	2,188	8,438
Region VI - Western Visayas		37,838	2,388	35,881	2,331	2,331	2,482	7,154	2,331	3,287	2,332	7,878	2,331	2,228	2,338	8,888	7,884	3,488	2,483	13,487	35,881
Regional Office - VI		37,838	2,388	35,881	2,331	2,331	2,482	7,154	2,331	3,287	2,332	7,878	2,331	2,228	2,338	8,888	7,884	3,488	2,483	13,487	35,881
PS		15,238	1,218	14,818	873	873	1,134	3,888	873	1,848	873	3,888	873	873	872	2,817	888	2,883	1,883	4,124	14,818
MOOE		17,151	888	16,283	1,388	1,388	1,388	4,874	1,388	1,388	1,388	4,878	1,388	1,387	1,388	4,873	1,384	1,387	1,388	4,871	16,283
CO		6,888	278	6,272	0	0	0	0	0	0	0	0	0	0	0	0	0	5,272	0	5,272	6,272
Region VII - Central Visayas		82,883	3,388	80,715	3,214	3,214	3,415	9,843	3,214	4,821	3,215	11,888	3,214	3,214	3,215	9,843	18,884	4,783	3,382	18,178	80,715

This report was generated using the Unifed Reporting System, on November 25, 2025, 10:22 AM, BED Level: 01 - Agency Submission (NEP).

Department : Department of Transportation (DOT)  
 Agency/Entity : Maritime Industry Authority (MARINA)  
 Region : ALL  
 Division : ALL  
 Operating Unit : ALL

Particulars	UACS CODE	Total Programs	Tax Remittance Advice (TRA)	Net Program	FULL YEAR REQUIREMENT																	Full Year Total
					QUARTER 1				QUARTER 2				QUARTER 3				QUARTER 4					
					January	February	March	Sub Total	April	May	June	Sub Total	July	August	September	Sub Total	October	November	December	Sub Total		
1	2	3	4	5	6	7	8	9=6+7+8	10	11	12	13=10+11+12	14	15	16	17=14+15+16	18	19	20	21=18+19+20	22	
Regional Office - VII		52,053	3,308	46,745	3,214	3,214	3,415	9,843	3,214	4,021	3,215	11,050	3,214	3,214	3,215	9,643	10,054	4,763	3,302	18,179	46,745	
PS		23,496	1,000	21,615	1,526	1,020	1,726	4,272	1,526	2,933	1,520	5,985	1,526	1,520	1,520	4,576	1,020	3,075	1,673	6,274	21,615	
MOOE		21,320	1,000	20,200	1,000	1,000	1,000	5,000	1,000	1,000	1,000	5,000	1,000	1,000	1,000	5,000	1,000	1,000	1,000	5,000	20,200	
CO		7,200	308	6,840	0	0	0	0	0	0	0	0	0	0	0	0	0	0	0	0	6,840	
Region VIII - Eastern Visayas		38,267	2,051	36,206	2,133	2,133	2,330	6,600	2,133	3,100	2,133	7,466	2,133	2,133	2,133	6,399	2,133	3,330	2,278	7,747	36,206	
Regional Office - VIII		38,267	2,051	36,206	2,133	2,133	2,330	6,606	2,133	3,100	2,133	7,466	2,133	2,133	2,133	6,399	2,133	3,330	2,278	7,747	36,206	
PS		18,887	1,418	16,630	1,509	1,509	1,375	3,713	1,509	2,225	1,500	4,963	1,509	1,509	1,500	3,887	1,509	2,372	1,314	4,966	16,630	
MOOE		12,100	912	11,500	984	984	984	2,892	984	984	984	2,892	984	984	984	2,892	984	984	984	2,892	11,500	
Region IX - Zamboanga Peninsula		27,466	1,819	25,546	1,913	1,913	2,074	5,900	1,913	3,014	1,912	6,839	1,913	1,913	1,912	5,736	1,913	3,120	2,927	7,989	25,546	
Regional Office - IX		27,466	1,819	25,546	1,913	1,913	2,074	5,900	1,913	3,014	1,912	6,839	1,913	1,913	1,912	5,736	1,913	3,120	2,927	7,989	25,546	
PS		18,488	1,475	17,017	1,382	1,382	1,383	3,787	1,382	2,380	1,380	4,797	1,382	1,382	1,382	3,800	1,382	2,410	1,317	4,937	17,017	
MOOE		8,973	444	8,520	711	711	711	2,133	711	711	710	2,132	711	711	710	2,130	711	711	710	2,130	8,520	
Region X - Northern Mindanao		28,200	1,030	26,454	1,842	1,842	1,841	4,925	1,842	2,477	1,842	6,834	1,842	1,842	1,842	4,797	1,842	2,820	1,805	11,000	26,454	
Regional Office - X		28,200	1,030	26,454	1,842	1,842	1,841	4,925	1,842	2,477	1,842	6,834	1,842	1,842	1,842	4,797	1,842	2,820	1,805	11,000	26,454	
PS		14,153	1,132	13,021	882	882	981	2,865	880	1,797	880	3,000	880	880	880	2,840	880	1,848	1,617	3,784	13,021	
MOOE		8,940	429	8,510	880	880	880	2,840	880	880	879	2,839	880	880	880	2,840	880	880	881	2,841	8,510	
CO		5,556	277	5,273	0	0	0	0	0	0	0	0	0	0	0	0	0	0	0	0	5,273	
Region XI - Davao		37,884	2,375	36,200	1,855	1,855	2,005	6,005	1,855	2,920	1,854	6,637	1,855	1,855	1,854	6,984	11,902	3,820	2,852	16,563	36,200	
Regional Office - XI		37,884	2,375	36,200	1,855	1,855	2,005	6,005	1,855	2,920	1,854	6,637	1,855	1,855	1,854	6,984	11,902	3,820	2,852	16,563	36,200	
PS		18,380	1,388	15,051	1,054	1,054	1,204	3,332	1,054	2,007	1,050	4,104	1,054	1,054	1,050	3,181	1,054	2,130	1,602	4,384	15,051	
MOOE		11,254	983	10,081	881	881	881	2,873	881	881	881	2,873	881	881	881	2,873	881	881	881	2,873	10,081	
CO		10,000	987	9,547	0	0	0	0	0	0	0	0	0	0	0	0	0	0	0	0	9,547	
Region XII - SOCCSKSARGEN		18,780	1,381	18,380	1,374	1,374	1,400	4,238	1,374	2,172	1,374	4,920	1,374	1,374	1,374	4,122	1,374	2,266	1,400	5,000	18,380	
Regional Office - XII		18,780	1,381	18,380	1,374	1,374	1,400	4,238	1,374	2,172	1,374	4,920	1,374	1,374	1,374	4,122	1,374	2,266	1,400	5,000	18,380	
PS		13,472	1,077	12,388	870	870	900	2,744	870	1,075	870	3,427	870	870	870	2,826	870	1,750	982	3,606	12,388	
MOOE		8,260	314	8,074	480	480	480	1,404	480	487	480	1,463	480	480	480	1,404	480	487	480	1,483	8,074	
Region XIII - CARAGA		17,782	1,223	16,980	1,254	1,254	1,326	3,840	1,254	1,912	1,253	4,410	1,254	1,254	1,253	3,761	1,254	1,972	1,317	4,543	16,980	
Regional Office - XIII		17,782	1,223	16,980	1,254	1,254	1,326	3,840	1,254	1,912	1,253	4,410	1,254	1,254	1,253	3,761	1,254	1,972	1,317	4,543	16,980	
PS		11,800	887	10,132	719	719	803	2,241	719	1,377	719	2,815	719	719	719	2,157	719	1,437	783	2,890	10,132	
MOOE		8,753	330	8,417	536	536	536	1,888	536	536	534	1,604	536	536	534	1,604	536	536	534	1,604	8,417	
Automatic Appropriation		73,488	1,380	72,290	4,046	4,046	4,880	12,119	4,880	4,648	4,880	12,114	4,880	4,880	4,880	23,511	4,880	7,838	7,833	23,511	72,290	

Department of Transportation (DOT)  
 Agency/Entity : Maritime Industry Authority (MARINA)  
 Region : ALL  
 Division : ALL  
 Operating Unit : ALL

Particulars	UACS CODE	Total Programs	Tax Remittance Advice (TRA)	Net Program	FULL YEAR REQUIREMENT																	Full Year Total
					QUARTER 1				QUARTER 2				QUARTER 3				QUARTER 4					
					January	February	March	Sub Total	April	May	June	Sub Total	July	August	September	Sub Total	October	November	December	Sub Total		
6	7	8	9=6+7+8	10	11	12	13=10+11+12	14	15	16	17=14+15+16	18	19	20	21=18+19+20	22						
Retirement and Life Insurance Premiums	1 84 182	48 468	0	48 468	4 848	4 848	4 848	12 119	4 848	4 848	4 848	12 114	4 848	4 848	4 848	12 115	4 842	4 846	4 846	12 116	48 464	
National Capital Region (NCR)		33 243	0	33 243	2 771	2 771	2 772	8 314	2 776	2 771	2 788	8 335	2 771	2 771	2 788	8 310	2 771	2 771	2 788	8 310	33 243	
Central Office		33 243	0	33 243	2 771	2 771	2 772	8 314	2 776	2 771	2 788	8 335	2 771	2 771	2 788	8 310	2 771	2 771	2 788	8 310	33 243	
PS		33 243	0	33 243	2 771	2 771	2 772	8 314	2 776	2 771	2 788	8 335	2 771	2 771	2 788	8 310	2 771	2 771	2 788	8 310	33 243	
Region I - Iloilo		1 882	0	1 882	0	0	0	0	0	0	0	0	0	0	0	0	0	0	0	0	0	
Regional Office - I		1 882	0	1 882	0	0	0	0	0	0	0	0	0	0	0	0	0	0	0	0	0	
PS		1 882	0	1 882	0	0	0	0	0	0	0	0	0	0	0	0	0	0	0	0	0	
Region IVA - CALABARZON		1 841	0	1 841	162	162	162	486	162	162	161	485	162	162	161	485	162	162	161	485	1 841	
Regional Office - IVA		1 841	0	1 841	162	162	162	486	162	162	161	485	162	162	161	485	162	162	161	485	1 841	
PS		1 841	0	1 841	162	162	162	486	162	162	161	485	162	162	161	485	162	162	161	485	1 841	
Region V - Ilocos		1 184	0	1 184	98	98	98	296	98	98	98	296	98	98	98	296	98	98	98	296	1 184	
Regional Office - V		1 184	0	1 184	98	98	98	296	98	98	98	296	98	98	98	296	98	98	98	296	1 184	
PS		1 184	0	1 184	98	98	98	296	98	98	98	296	98	98	98	296	98	98	98	296	1 184	
Region VI - Western Visayas		1 408	0	1 408	117	117	117	351	117	117	117	351	117	117	117	351	118	117	117	353	1 408	
Regional Office - VI		1 408	0	1 408	117	117	117	351	117	117	117	351	117	117	117	351	118	117	117	353	1 408	
PS		1 408	0	1 408	117	117	117	351	117	117	117	351	117	117	117	351	118	117	117	353	1 408	
Region VII - Central Visayas		2 288	0	2 288	183	183	184	560	183	183	184	560	183	183	184	560	183	183	184	560	2 288	
Regional Office - VII		2 288	0	2 288	183	183	184	560	183	183	184	560	183	183	184	560	183	183	184	560	2 288	
PS		2 288	0	2 288	183	183	184	560	183	183	184	560	183	183	184	560	183	183	184	560	2 288	
Region VIII - Eastern Visayas		1 682	0	1 682	138	138	137	413	138	138	137	413	138	138	137	413	138	138	137	413	1 682	
Regional Office - VIII		1 682	0	1 682	138	138	137	413	138	138	137	413	138	138	137	413	138	138	137	413	1 682	
PS		1 682	0	1 682	138	138	137	413	138	138	137	413	138	138	137	413	138	138	137	413	1 682	
Region IX - Zamboanga Peninsula		1 724	0	1 724	144	144	143	431	144	144	143	431	144	144	143	431	144	144	143	431	1 724	
Regional Office - IX		1 724	0	1 724	144	144	143	431	144	144	143	431	144	144	143	431	144	144	143	431	1 724	
PS		1 724	0	1 724	144	144	143	431	144	144	143	431	144	144	143	431	144	144	143	431	1 724	
Region X - Northern Mindanao		1 311	0	1 311	108	108	108	327	108	108	110	328	108	108	110	328	108	108	110	328	1 311	
Regional Office - X		1 311	0	1 311	108	108	108	327	108	108	110	328	108	108	110	328	108	108	110	328	1 311	
PS		1 311	0	1 311	108	108	108	327	108	108	110	328	108	108	110	328	108	108	110	328	1 311	
Region XI - Davao		1 823	0	1 823	127	127	127	381	127	127	127	381	127	127	127	381	127	127	128	380	1 823	
Regional Office - XI		1 823	0	1 823	127	127	127	381	127	127	127	381	127	127	127	381	127	127	128	380	1 823	
PS		1 823	0	1 823	127	127	127	381	127	127	127	381	127	127	127	381	127	127	128	380	1 823	

Department : Department of Transportation (DOT)  
 Agency/Entity : Maritime Industry Authority (MARINA)  
 Region : ALL  
 Division : ALL  
 Operating Unit : ALL

Particulars	UACS CODE	Total Programs	Tax Remittance Advice (TRA)	Net Program	FULL YEAR REQUIREMENT																	Full Year Total
					QUARTER 1				QUARTER 2				QUARTER 3				QUARTER 4					
					January	February	March	Sub Total	April	May	June	Sub Total	July	August	September	Sub Total	October	November	December	Sub Total		
6	7	8	9=6+7+8	10	11	12	13=10+11+12	14	15	16	17=14+15+16	18	19	20	21=18+19+20	22						
Region XII - BOCCARANGEN		1,261	0	1,261	104	104	104	312	104	104	104	313	104	104	104	313	104	104	104	313	1,261	
Regional Office - XII		1,261	0	1,261	104	104	104	312	104	104	104	313	104	104	104	313	104	104	104	313	1,261	
PS		1,251	0	1,251	104	104	104	312	104	104	104	313	104	104	104	313	104	104	104	313	1,251	
Region XIII - CARAGA		1,009	0	1,009	86	86	86	258	86	86	86	257	86	86	86	257	86	86	86	257	1,009	
Regional Office - XIII		1,029	0	1,029	86	86	86	258	86	86	86	257	86	86	86	257	86	86	86	257	1,029	
PS		1,009	0	1,009	86	86	86	258	86	86	86	257	86	86	86	257	86	86	86	257	1,009	
MARINA Tonnage Fees	1 04 305	23,983	1,200	22,783	0	0	0	0	0	0	0	0	3,700	3,700	3,700	11,300	3,700	3,700	3,700	11,300	22,783	
National Capital Region (NCR)		23,983	1,200	22,783	0	0	0	0	0	0	0	0	3,700	3,700	3,700	11,300	3,700	3,700	3,700	11,300	22,783	
Central Office		23,983	1,200	22,783	0	0	0	0	0	0	0	0	3,700	3,700	3,700	11,300	3,700	3,700	3,700	11,300	22,783	
MOOE		23,983	1,200	22,783	0	0	0	0	0	0	0	0	3,700	3,700	3,700	11,300	3,700	3,700	3,700	11,300	22,783	
TOTAL NCA PROGRAM		1,454,842	87,424	1,367,218	86,888	86,888	87,888	262,365	121,888	158,424	99,981	379,624	126,881	88,744	88,476	308,811	189,438	128,388	88,788	422,888	1,388,218	
PS		822,118	48,888	878,318	48,888	48,888	48,881	127,879	41,848	74,426	40,826	157,110	44,883	41,826	42,884	127,873	40,882	77,861	44,748	183,251	878,318	
MOOE		722,882	38,128	684,822	45,008	48,888	45,888	135,888	80,000	84,888	59,000	322,888	79,888	46,818	46,822	173,828	74,381	48,714	52,044	178,188	688,822	
FNEX		0	0	0	0	0	0	0	0	0	0	0	0	0	0	0	0	0	0	0	0	
CO		188,878	5,484	184,381	0	0	0	0	38,145	0	0	38,145	0	0	0	0	84,228	0	0	84,228	184,381	
IV. TAX REMITTANCE ADVICE		0	87,424	87,424	6,828	8,828	6,178	19,238	7,827	8,889	8,738	23,488	7,688	6,213	6,214	20,883	12,887	7,123	6,481	25,621	87,424	
National Capital Region (NCR)		0	86,888	86,888	4,477	4,477	4,587	13,488	8,318	8,528	5,188	18,828	8,124	4,887	4,887	15,488	9,887	4,872	4,847	18,588	86,888	
Central Office		0	86,888	86,888	4,477	4,477	4,587	13,488	8,318	8,528	5,188	18,828	8,124	4,887	4,887	15,488	9,887	4,872	4,847	18,588	86,888	
PS		0	31,888	31,888	2,888	2,888	2,888	7,888	2,888	2,888	2,888	7,888	2,888	2,888	2,888	7,888	2,888	2,888	2,888	7,888	31,888	
MOOE		0	28,828	28,828	1,827	1,827	1,827	5,988	2,888	3,878	2,448	8,888	3,474	2,817	2,817	7,888	5,371	2,888	2,187	7,888	28,888	
CO		0	4,888	4,888	8	8	8	8	1,888	8	8	1,888	8	8	8	8	2,818	8	8	3,818	4,888	
Region I - Ilocos		0	1,322	1,322	88	88	108	308	88	198	88	383	88	88	88	287	88	181	108	388	1,322	
Regional Office - I		0	1,322	1,322	88	88	108	308	88	198	88	383	88	88	88	287	88	181	108	388	1,322	
PS		0	888	888	81	81	78	287	81	177	81	338	81	81	81	283	81	123	87	291	888	
MOOE		0	467	467	38	38	38	114	38	38	38	114	38	38	38	114	38	38	38	118	487	
Region IVA - CALABARZON		0	2,888	2,888	288	288	218	818	288	387	188	788	188	288	288	888	288	288	212	738	2,888	
Regional Office - IVA		0	2,888	2,888	288	288	218	818	288	387	188	788	188	288	288	888	288	288	212	738	2,888	
PS		0	1,888	1,888	118	118	127	373	118	228	118	482	118	118	118	388	118	118	131	488	1,888	
MOOE		0	878	878	82	82	82	248	82	81	81	244	81	81	81	243	81	81	81	243	878	
Region V - Basil		0	1,471	1,471	188	188	121	338	188	178	118	384	188	188	118	328	188	183	118	418	1,471	
Regional Office - V		0	1,471	1,471	188	188	121	338	188	178	118	384	188	188	118	328	188	183	118	418	1,471	

Department : Department of Transportation (DOT)  
 Agency/Entity : Maritime Industry Authority (MARINA)  
 Region : ALL  
 Division : ALL  
 Operating Unit : ALL


Particulars	UACS CODE	Total Programs	Tax Remittance Advice (TRA)	Net Program	FULL YEAR REQUIREMENT																	Full Year Total
					QUARTER 1				QUARTER 2				QUARTER 3				QUARTER 4					
					January	February	March	Sub Total	April	May	June	Sub Total	July	August	September	Sub Total	October	November	December	Sub Total		
5	6	7	8	9	10	11	12	13	14	15	16	17	18	19	20	21	22					
PS		0	1,027	1,027	72	72	84	228	72	72	138	73	283	72	72	73	217	72	148	81	269	1,027
MOOE		0	444	444	37	37	37	111	37	37	37	111	37	37	37	111	37	37	37	37	111	444
Region VI - Western Visayas		0	2,366	2,366	172	172	172	516	172	172	172	516	172	174	174	520	480	174	178	883	2,366	
Regional Office - VI		0	2,366	2,366	172	172	172	516	172	172	172	516	172	174	174	520	480	174	178	883	2,366	
PS		0	1,219	1,219	101	101	121	382	101	101	101	303	101	102	102	305	108	102	102	308	1,219	
MOOE		0	868	868	71	71	71	213	71	71	71	213	71	71	72	215	75	72	76	217	868	
CO		0	278	278	0	0	0	0	0	0	0	0	0	0	0	0	278	0	0	278	278	
Region VII - Central Visayas		0	3,388	3,388	222	222	238	682	222	243	222	787	222	222	222	666	1,62	288	234	1,172	3,388	
Regional Office - VII		0	3,388	3,388	222	222	238	682	222	243	222	787	222	222	222	666	1,62	288	234	1,172	3,388	
PS		0	1,888	1,888	135	133	150	418	133	254	133	520	133	133	133	399	133	267	148	548	1,888	
MOOE		0	1,888	1,888	88	88	88	267	88	88	88	267	88	88	88	267	88	88	88	267	1,888	
CO		0	388	388	0	0	0	0	0	0	0	0	0	0	0	0	388	0	0	388	388	
Region VIII - Eastern Visayas		0	2,081	2,081	153	153	171	477	153	244	153	550	153	153	153	460	153	267	165	578	2,081	
Regional Office - VIII		0	2,081	2,081	153	153	171	477	153	244	153	550	153	153	153	460	153	267	165	578	2,081	
PS		0	1,448	1,448	102	102	120	324	102	103	102	307	102	102	102	306	102	208	114	428	1,448	
MOOE		0	812	812	51	51	51	153	51	51	51	153	51	51	51	153	51	51	51	153	812	
Region IX - Zamboanga Peninsula		0	1,819	1,819	141	141	186	437	141	237	141	519	141	141	141	423	141	247	152	540	1,819	
Regional Office - IX		0	1,819	1,819	141	141	186	437	141	237	141	519	141	141	141	423	141	247	152	540	1,819	
PS		0	1,475	1,475	104	104	118	326	104	208	104	408	104	104	104	312	104	216	115	428	1,475	
MOOE		0	444	444	37	37	37	111	37	37	37	111	37	37	37	111	37	37	37	111	444	
Region X - Northern Mindanao		0	1,838	1,838	120	120	120	360	114	192	114	420	115	116	116	347	389	197	122	711	1,838	
Regional Office - X		0	1,838	1,838	120	120	120	360	114	192	114	420	115	116	116	347	389	197	122	711	1,838	
PS		0	1,132	1,132	84	84	84	252	76	198	76	312	80	80	80	248	80	161	87	328	1,132	
MOOE		0	429	429	30	30	30	90	36	36	36	108	36	36	36	108	36	36	36	108	429	
CO		0	277	277	0	0	0	0	0	0	0	0	0	0	0	0	277	0	0	277	277	
Region XI - Davao		0	2,375	2,375	138	138	153	431	138	224	140	582	138	138	138	417	842	233	148	1,024	2,375	
Regional Office - XI		0	2,375	2,375	138	138	153	431	138	224	140	582	138	138	138	417	842	233	148	1,024	2,375	
PS		0	1,388	1,388	88	82	108	280	92	177	93	352	92	92	93	277	92	188	102	380	1,388	
MOOE		0	883	883	47	47	47	141	47	47	47	141	47	47	48	148	47	47	47	141	883	
CO		0	888	888	0	0	0	0	0	0	0	0	0	0	0	0	888	0	0	888	888	
Region XII - SOCCSKSARGEN		0	1,381	1,381	102	102	112	316	102	173	102	377	102	102	102	308	102	120	110	382	1,381	


Department : Department of Transportation (DOT)  
 Agency/Entity : Maritime Industry Authority (MARINA)  
 Region : ALL  
 Division : ALL  
 Operating Unit : ALL


Particulars	UACS CODE	Total Programs	Tax Remittance Advice (TRA)	Net Program	FULL YEAR REQUIREMENT																					
					QUARTER 1				QUARTER 2				QUARTER 3				QUARTER 4				Full Year					
					January	February	March	Sub Total	April	May	June	Sub Total	July	August	September	Sub Total	October	November	December	Sub Total	Total					
Regional Office - XI		0	1 391	1 391	192	192	112	318	192	192	171	192	377	192	192	192	306	192	192	192	288	1 391				
PS		0	1 977	1 977	79	79	88	236	79	146	79	294	79	79	79	226	79	153	84	313	1 977					
MOOE		0	314	314	26	26	26	78	26	27	26	79	26	26	26	78	26	27	26	79	314					
Region XIII - CARAGA		0	1 223	1 223	91	91	98	289	91	148	91	338	91	91	91	273	91	153	98	340	1 223					
Regional Office - XIII		0	1 223	1 223	91	91	98	289	91	148	91	338	91	91	91	273	91	153	98	340	1 223					
PS		0	887	887	93	93	70	196	93	129	93	249	93	93	93	198	93	126	98	264	887					
MOOE		0	236	236	28	28	28	84	28	29	28	84	28	28	28	84	28	29	28	84	236					
<b>VI. TOTAL DISBURSEMENT PROGRAM</b>		<b>1 484 842</b>	<b>87 424</b>	<b>1 397 218</b>	<b>91 833</b>	<b>91 833</b>	<b>97 739</b>	<b>291 086</b>	<b>129 844</b>	<b>167 339</b>	<b>196 248</b>	<b>493 114</b>	<b>128 697</b>	<b>194 467</b>	<b>194 699</b>	<b>338 794</b>	<b>211 648</b>	<b>133 496</b>	<b>163 373</b>	<b>448 217</b>	<b>1 483 940</b>					
National Capital Region (NCR)		1 194 844	86 906	1 038 439	67 427	67 427	71 998	208 463	186 187	131 991	51 797	318 486	104 099	71 999	71 226	247 322	168 838	96 919	77 649	332 984	1 104 944					
Central Office		1 124 944	86 906	1 038 439	67 427	67 427	71 998	208 463	186 187	131 991	51 797	318 486	104 099	71 999	71 226	247 322	168 838	96 919	77 649	332 984	1 104 944					
PS		438 899	31 999	399 999	28 999	28 999	34 999	96 347	31 999	63 974	30 999	116 792	34 999	31 999	38 999	97 173	38 999	56 979	33 999	128 999	438 899					
MOOE		882 999	29 999	882 940	26 999	26 999	37 940	119 119	52 999	77 967	90 911	189 496	69 473	46 337	46 336	159 149	67 427	48 428	43 940	151 999	882 999					
CO		81 826	4 999	77 449	0	0	0	0	21 286	0	0	21 286	0	0	0	89 239	0	0	0	89 239	81 826					
Region I - Iloilo		21 891	1 322	19 769	1 832	1 832	1 832	4 701	1 832	2 239	1 832	5 299	1 832	1 832	1 832	4 999	1 832	2 399	1 899	5 449	20 999					
Regional Office - I		21 891	1 322	19 769	1 832	1 832	1 832	4 701	1 832	2 239	1 832	5 299	1 832	1 832	1 832	4 999	1 832	2 399	1 899	5 449	20 999					
PS		11 983	899	10 996	799	799	873	2 409	799	1 464	799	3 999	799	799	799	2 394	799	1 839	941	3 149	19 991					
MOOE		9 199	457	8 711	794	794	794	2 292	794	794	794	2 292	794	794	794	2 292	794	794	794	2 292	9 199					
Region IVA - CALABARZON		42 461	2 999	39 999	3 297	3 297	3 499	19 933	3 297	4 815	3 297	11 149	3 297	3 297	3 297	9 991	3 297	4 799	3 431	11 479	42 461					
Regional Office - IVA		42 461	2 999	39 999	3 297	3 297	3 499	19 933	3 297	4 815	3 297	11 149	3 297	3 297	3 297	9 991	3 297	4 799	3 431	11 479	42 461					
PS		22 844	1 999	21 284	1 841	1 841	1 872	8 184	1 841	2 999	1 840	6 279	1 841	1 841	1 840	4 999	1 841	3 184	1 999	6 999	22 844					
MOOE		19 817	878	18 941	1 899	1 899	1 627	4 879	1 626	1 899	1 627	4 879	1 626	1 626	1 697	4 879	1 626	1 699	1 699	4 999	19 817					
Region V - Bicol		22 911	1 471	21 440	1 743	1 743	1 993	5 399	1 743	2 999	1 799	6 966	1 743	1 743	1 799	5 239	1 743	2 999	1 949	6 249	22 911					
Regional Office - V		22 911	1 471	21 440	1 743	1 743	1 993	5 399	1 743	2 999	1 799	6 966	1 743	1 743	1 799	5 239	1 743	2 999	1 949	6 249	22 911					
PS		14 999	1 027	13 999	1 999	1 999	1 143	3 149	1 999	1 926	1 999	3 837	1 999	1 999	1 999	3 916	1 999	1 999	1 999	4 926	14 999					
MOOE		8 992	444	8 438	749	749	749	2 299	749	749	749	2 221	749	749	749	2 221	749	749	749	2 229	8 992					
Region VI - Western Visayas		39 342	2 399	38 997	2 929	2 929	2 791	8 991	2 929	3 999	2 921	8 937	2 929	2 929	2 929	7 961	2 929	3 711	2 749	14 999	39 342					
Regional Office - VI		39 342	2 399	38 997	2 929	2 929	2 791	8 991	2 929	3 999	2 921	8 937	2 929	2 929	2 929	7 961	2 929	3 711	2 749	14 999	39 342					
PS		19 941	1 219	18 432	1 191	1 191	1 382	3 734	1 191	2 197	1 191	4 949	1 191	1 191	1 191	3 373	1 191	2 397	1 319	4 796	19 941					
MOOE		17 151	869	16 283	1 429	1 429	1 409	4 267	1 429	1 429	1 439	4 289	1 429	1 429	1 439	4 299	1 429	1 439	1 439	4 299	17 151					
CO		5 999	279	5 272	0	0	0	0	0	0	0	0	0	0	0	0	0	0	0	5 999						
Region VII - Central Visayas		84 223	3 399	80 919	3 619	3 619	3 839	11 979	3 619	5 147	3 921	12 397	3 619	3 619	3 921	10 999	3 619	5 399	3 799	19 991	84 223					

Department: Department of Transportation (DOT)  
 Agency/Entity: Maritime Industry Authority (MARINA)  
 Region: ALL  
 Division: ALL  
 Operating Unit: ALL

Particulars	UACE CODE	Total Programs	Tax Remittance Advice (TRA)	Net Program	FULL YEAR REQUIREMENT																
					QUARTER 1				QUARTER 2				QUARTER 3				QUARTER 4				Full Year
					January	February	March	Sub Total	April	May	June	Sub Total	July	August	September	Sub Total	October	November	December	Sub Total	Total
1	2	3	4	5	6	7	8	9=6+7+8	10	11	12	13=10+11+12	14	15	16	17=14+15+16	18	19	20	21=18+19+20	22
Regional Office - VH		64,223	3,306	68,819	3,810	3,819	3,830	11,859	3,819	3,817	3,821	12,357	3,819	3,819	3,821	10,859	10,819	10,800	3,700	18,901	54,223
PS		25,000	1,000	26,815	1,842	1,842	2,000	5,744	1,842	3,370	1,843	7,000	1,842	1,842	1,843	6,927	1,842	1,820	2,000	7,300	26,815
MOOE		21,500	1,900	20,200	1,777	1,777	1,770	5,322	1,777	1,777	1,770	5,322	1,777	1,777	1,770	5,322	1,777	1,777	1,770	5,322	21,200
CO		7,200	300	8,040	0	0	0	0	0	0	0	0	0	0	0	0	7,200	0	0	7,200	7,200
Region VIII - Eastern Visayas		31,919	2,061	30,888	2,424	2,424	2,647	7,495	2,424	2,371	2,423	8,418	2,424	2,424	2,423	7,271	2,424	1,731	2,900	8,736	31,919
Regional Office - VIII		31,919	2,061	30,888	2,424	2,424	2,647	7,495	2,424	2,371	2,423	8,418	2,424	2,424	2,423	7,271	2,424	1,731	2,900	8,736	31,919
PS		19,730	1,440	19,200	1,400	1,400	1,600	4,450	1,400	2,000	1,600	5,373	1,400	1,400	1,400	4,220	1,400	2,710	1,000	5,800	19,730
MOOE		12,180	612	11,988	1,919	1,919	1,915	3,945	1,919	1,919	1,919	3,945	1,919	1,919	1,919	3,945	1,919	1,919	1,919	3,945	12,180
Region IX - Zamboanga Peninsula		20,100	1,910	27,270	2,100	2,100	2,372	6,768	2,100	2,300	2,100	7,700	2,100	2,100	2,100	6,900	2,100	3,900	2,300	3,040	20,100
Regional Office - IX		20,100	1,910	27,270	2,100	2,100	2,372	6,768	2,100	2,300	2,100	7,700	2,100	2,100	2,100	6,900	2,100	3,900	2,300	3,040	20,100
PS		20,210	1,475	18,741	1,400	1,400	1,604	4,004	1,400	2,047	1,400	5,540	1,400	1,400	1,400	4,340	1,400	2,772	1,575	5,797	20,210
MOOE		8,973	444	8,923	740	740	740	2,344	740	740	740	2,340	740	740	740	2,340	740	940	747	2,343	8,973
Region X - Northern Mindanao		20,000	1,835	27,700	1,671	1,671	1,670	5,012	1,600	2,770	1,600	6,300	1,600	1,604	1,600	5,472	1,600	3,373	2,804	1,900	12,137
Regional Office - X		20,000	1,835	27,700	1,671	1,671	1,670	5,012	1,600	2,770	1,600	6,300	1,600	1,604	1,600	5,472	1,600	3,373	2,804	1,900	12,137
PS		15,404	1,130	14,350	1,100	1,100	1,164	3,464	1,000	2,000	1,000	4,200	1,100	1,100	1,100	3,300	1,100	2,154	1,254	4,440	15,404
MOOE		8,000	400	8,100	710	710	710	2,140	710	710	710	2,147	710	710	710	2,147	710	710	710	2,147	8,000
CO		6,996	277	5,273	0	0	0	0	0	0	0	0	0	0	0	0	6,996	0	0	6,996	6,996
Region XI - Davao		30,107	2,370	30,812	2,221	2,221	2,375	6,817	2,201	3,370	2,221	7,721	2,221	2,201	2,200	6,600	12,271	3,300	2,307	17,907	30,107
Regional Office - XI		30,107	2,370	30,812	2,221	2,221	2,375	6,817	2,221	3,370	2,221	7,721	2,221	2,201	2,200	6,600	12,271	3,300	2,307	17,907	30,107
PS		17,003	1,300	16,974	1,263	1,260	1,437	4,000	1,200	2,341	1,203	4,907	1,203	1,203	1,203	3,640	1,203	2,451	1,300	5,124	17,003
MOOE		11,204	900	10,901	900	900	900	2,814	900	900	900	2,814	900	900	900	2,813	900	900	907	2,813	11,204
CO		10,000	0	9,947	0	0	0	0	0	0	0	0	0	0	0	0	10,000	0	0	10,000	10,000
Region XII - SOCCSKSARGEN		21,011	1,301	19,620	1,580	1,580	1,700	4,860	1,500	2,440	1,501	5,040	1,500	1,500	1,501	4,741	1,500	2,530	1,670	5,704	21,011
Regional Office - XII		21,011	1,301	19,620	1,580	1,580	1,700	4,860	1,500	2,440	1,501	5,040	1,500	1,500	1,501	4,741	1,500	2,530	1,670	5,704	21,011
PS		14,723	1,077	13,046	1,000	1,000	1,102	3,204	1,000	1,000	1,007	4,000	1,000	1,000	1,007	3,100	1,000	2,916	1,101	4,320	14,723
MOOE		8,200	314	5,974	504	504	504	1,572	504	504	504	1,572	504	504	504	1,572	504	504	504	1,572	8,200
Region XIII - CARAGA		18,021	1,302	17,800	1,431	1,431	1,530	4,304	1,401	2,140	1,430	5,000	1,431	1,431	1,430	4,201	1,431	2,211	1,400	5,140	18,021
Regional Office - XIII		18,021	1,302	17,800	1,431	1,431	1,530	4,304	1,401	2,140	1,430	5,000	1,431	1,431	1,430	4,201	1,431	2,211	1,400	5,140	18,021
PS		12,900	807	11,181	900	900	900	2,000	900	1,000	907	3,310	900	900	907	2,000	900	1,940	900	3,460	12,900
MOOE		8,700	300	6,417	500	500	500	1,500	500	500	500	1,500	500	500	500	1,500	500	500	500	1,500	8,700

Prepared By:  
  
 DAN HENRY V. RAMIREZ  
 Chief, Budget Division  
 Date: 11/25/25

Prepared By:  
  
 EDEN Z. EVANGELISTA  
 Chief, Accounting Division  
 Date:

Approved By:  
  
 SOFIA B. MALALUAN  
 Administrator  
 Date: 11/26/25  
 Office Order # 7027-2025  
 11/25/25  
 Page 7 of 7

FY 2026 MONTHLY DISBURSEMENT PROGRAM  
(In Thousand Pesos)

Department: Department of Transportation (DOT)  
Agency/Entity: Maritime Industry Authority (MARINA)  
Region: ALL  
Division: ALL  
Operating Unit: ALL

Particulars	UACS CODE	Total Programs	Tax Remittance Advice (TRA)	Net Program	FULL YEAR REQUIREMENT												Full Year Total				
					QUARTER 1				QUARTER 2				QUARTER 3					QUARTER 4			
					January	February	March	Sub Total	April	May	June	Sub Total	July	August	September	Sub Total		October	November	December	Sub Total
6	7	8	9=6+7+8	10	11	12	13=10+11+12	14	15	16	17=14+15+16	18	19	20	21=18+19+20	22					
I NOTICE OF CASH ALLOCATION		1,484,643	87,424	1,397,219	88,000	88,000	91,000	267,000	121,000	100,431	99,501	379,932	138,001	88,244	88,475	308,611	198,439	136,265	94,792	422,896	1,396,216
A Fiscal Year's (FY) Budget		1,484,643	87,424	1,397,219	88,000	88,000	91,000	267,000	121,000	100,431	99,501	379,932	138,001	88,244	88,475	308,611	198,439	136,265	94,792	422,896	1,396,216
New GAA		1,381,183	88,224	1,292,959	81,000	81,000	82,500	244,500	117,000	154,301	88,400	359,701	113,003	82,408	81,642	277,053	181,558	118,520	84,950	300,003	1,294,680
GAAAO (ANNEX A)		1,381,183	88,224	1,292,959	81,000	81,000	82,500	244,500	117,000	154,301	88,400	359,701	113,003	82,408	81,642	277,053	181,558	118,520	84,950	300,003	1,294,680
Specific Budgets of National Government Agencies	1 01 101	1,381,183	88,224	1,292,959	81,000	81,000	82,500	244,500	117,000	154,301	88,400	359,701	113,003	82,408	81,642	277,053	181,558	118,520	84,950	300,003	1,294,680
National Capital Region (NCR)		1,047,788	14,388	1,033,400	88,178	88,178	84,336	184,692	88,827	122,281	73,838	286,946	81,408	88,781	88,891	259,080	143,889	88,278	66,138	294,431	1,043,488
Central Office		1,047,788	14,388	1,033,400	88,178	88,178	84,336	184,692	88,827	122,281	73,838	286,946	81,408	88,781	88,891	259,080	143,889	88,278	66,138	294,431	1,043,488
PS		207,087	31,688	175,399	28,488	28,488	28,147	85,123	28,482	46,585	28,488	108,556	28,288	28,243	28,488	88,813	28,488	88,888	28,132	184,284	207,087
MOOE		888,575	28,478	860,097	54,711	54,711	56,189	104,510	60,345	73,706	46,350	171,473	53,120	54,537	54,403	111,267	88,297	54,888	37,944	132,816	860,097
CO		81,888	4,010	77,878	0	0	0	0	28,145	0	0	28,145	0	0	0	0	0	0	0	0	77,878
Region I - Iloilo		38,888	1,322	37,566	1,438	1,438	1,828	4,704	1,433	2,873	1,433	4,739	1,438	1,438	1,438	4,388	1,438	1,438	2,142	1,488	8,874
Regional Office - I		38,888	1,322	37,566	1,438	1,438	1,828	4,704	1,433	2,873	1,433	4,739	1,438	1,438	1,438	4,388	1,438	1,438	2,142	1,488	8,874
PS		18,881	388	18,493	787	787	888	2,217	787	1,347	787	2,761	787	787	787	2,321	787	787	1,418	774	2,887
MOOE		8,188	487	7,701	728	728	728	2,178	728	728	728	2,178	728	728	728	2,178	728	728	728	728	2,177
Region IVA - CALABARZON		46,538	2,888	43,650	2,888	2,888	3,118	8,894	2,988	4,148	2,987	9,964	2,988	2,988	2,988	8,717	2,988	4,388	3,888	18,381	37,884
Regional Office - IVA		46,538	2,888	43,650	2,888	2,888	3,118	8,894	2,988	4,148	2,987	9,964	2,988	2,988	2,988	8,717	2,988	4,388	3,888	18,381	37,884
PS		21,888	1,888	20,000	1,381	1,381	1,873	4,888	1,381	2,881	1,381	5,328	1,381	1,388	1,388	4,881	1,388	2,782	1,881	6,884	18,888
MOOE		19,817	878	18,939	1,544	1,544	1,245	4,433	1,544	1,544	1,548	4,638	1,545	1,545	1,548	4,338	1,548	1,548	1,547	4,887	18,941
Region V - Bacol		21,777	1,471	20,306	1,888	1,888	1,884	4,734	1,888	2,281	1,542	5,388	1,888	1,888	1,542	4,612	1,888	2,378	1,888	5,542	20,288
Regional Office - V		21,777	1,471	20,306	1,888	1,888	1,884	4,734	1,888	2,281	1,542	5,388	1,888	1,888	1,542	4,612	1,888	2,378	1,888	5,542	20,288
PS		18,848	1,827	17,021	832	832	881	2,685	832	1,888	838	3,268	838	838	838	2,988	832	1,888	838	3,413	17,818
MOOE		8,888	444	8,444	788	788	788	2,188	788	788	788	2,188	788	788	788	2,188	788	788	788	788	2,188
Region VI - Western Visayas		37,938	2,888	35,050	2,331	2,331	2,482	7,164	2,331	3,387	2,332	7,978	2,331	2,332	2,332	6,998	2,888	2,888	2,488	13,481	38,881
Regional Office - VI		37,938	2,888	35,050	2,331	2,331	2,482	7,164	2,331	3,387	2,332	7,978	2,331	2,332	2,332	6,998	2,888	2,888	2,488	13,481	38,881
PS		11,238	1,218	10,020	873	873	1,134	3,888	873	1,948	873	3,888	873	873	873	2,917	888	2,888	1,888	4,124	14,818
MOOE		17,181	888	16,293	1,388	1,388	1,388	4,874	1,388	1,388	1,388	4,878	1,388	1,387	1,388	4,873	1,384	1,387	1,388	4,881	18,888
CO		8,888	278	8,610	0	0	0	0	0	0	0	0	0	0	0	0	0	0	0	0	8,610
Region VII - Central Visayas		92,888	2,388	90,500	3,214	3,214	3,418	9,843	3,214	4,821	3,215	11,888	3,214	3,214	3,215	9,843	18,884	4,788	3,382	18,178	48,718

The report was generated using the Unified Reporting System on November 26, 2025, 10:22 AM. BED Level: 01 - Agency Submission (NEP)

Particulars	UACS CODE	Total Programs	Tax Remittance Advice (TRA)	Net Program	FULL YEAR REQUIREMENT																
					QUARTER 1				QUARTER 2				QUARTER 3				QUARTER 4				Full Year
					January	February	March	Sub Total	April	May	June	Sub Total	July	August	September	Sub Total	October	November	December	Sub Total	Total
6	7	8	9=6+7+8	10	11	12	13=10+11+12	14	15	16	17=14+15+16	18	19	20	21=18+19+20	22					
Regional Office - VII		89,893	3,766	46,715	3,214	3,214	3,476	9,904	3,274	4,921	9,216	11,000	3,274	3,214	3,276	9,943	10,864	4,783	3,740	18,179	46,715
PS		23,436	1,000	21,813	1,526	1,526	1,726	4,778	1,526	2,833	1,526	6,065	1,526	1,526	1,526	4,578	1,526	3,875	1,873	6,274	21,813
MOOE		21,329	1,000	20,200	1,000	1,000	1,000	3,045	1,000	1,000	1,000	3,000	1,000	1,000	1,000	3,565	1,000	1,000	1,000	3,000	20,200
CO		7,280	766	9,646	0	0	0	0	0	0	0	0	0	0	0	0	0	0	0	0	9,646
Region VIII - Eastern Visayas		30,267	2,061	28,206	2,133	2,133	2,330	6,604	2,133	3,180	2,133	7,446	2,133	2,133	2,133	6,399	2,133	3,326	2,376	7,747	28,206
Regional Office - VIII		30,267	2,061	28,206	2,133	2,133	2,330	6,604	2,133	3,180	2,133	7,446	2,133	2,133	2,133	6,399	2,133	3,326	2,376	7,747	28,206
PS		18,867	1,446	16,630	1,108	1,108	1,315	3,713	1,108	2,228	1,108	4,963	1,108	1,108	1,108	3,567	1,108	2,372	1,374	4,965	16,630
MOOE		12,100	612	11,900	664	664	664	2,000	664	664	664	2,000	664	664	664	2,000	664	664	664	2,000	11,900
Region IX - Zamboanga Peninsula		27,466	1,919	25,546	1,913	1,913	2,094	5,900	1,913	3,014	1,913	6,830	1,913	1,913	1,913	5,736	1,913	3,120	2,807	7,269	25,546
Regional Office - IX		27,466	1,919	25,546	1,913	1,913	2,094	5,900	1,913	3,014	1,913	6,830	1,913	1,913	1,913	5,736	1,913	3,120	2,807	7,269	25,546
PS		16,480	1,478	17,017	1,302	1,302	1,363	3,767	1,302	2,363	1,302	4,767	1,302	1,302	1,302	3,600	1,302	2,418	1,377	4,989	17,017
MOOE		8,973	444	9,320	711	711	711	2,133	711	711	711	2,133	711	711	711	2,133	711	711	711	2,133	9,320
Region X - Northern Mindanao		26,392	1,836	24,556	1,842	1,842	1,841	4,925	1,879	2,477	1,876	5,954	1,900	1,900	1,900	4,707	1,872	2,828	1,800	11,208	24,556
Regional Office - X		26,392	1,836	24,556	1,842	1,842	1,841	4,925	1,879	2,477	1,876	5,954	1,900	1,900	1,900	4,707	1,872	2,828	1,800	11,208	24,556
PS		14,703	1,133	13,081	982	982	981	2,885	980	1,797	980	3,665	919	919	919	2,757	919	1,846	1,917	3,794	13,081
MOOE		9,000	428	9,300	660	660	660	2,040	660	660	660	2,000	660	660	660	2,040	660	660	661	2,041	9,300
CO		5,580	277	6,273	0	0	0	0	0	0	0	0	0	0	0	0	5,273	0	0	6,273	6,273
Region XI - Davao		37,864	2,375	36,200	1,966	1,966	2,096	6,028	1,966	3,026	1,964	6,937	1,966	1,966	1,964	5,964	11,962	3,520	2,982	16,563	36,200
Regional Office - XI		37,864	2,375	36,200	1,966	1,966	2,096	6,028	1,966	3,026	1,964	6,937	1,966	1,966	1,964	5,964	11,962	3,520	2,982	16,563	36,200
PS		16,300	1,300	15,001	1,064	1,064	1,204	3,332	1,064	2,097	1,063	4,504	1,064	1,064	1,060	3,191	1,064	2,120	1,400	4,364	15,001
MOOE		11,264	666	10,881	661	661	661	2,073	661	661	661	2,013	661	661	661	2,013	661	661	660	2,012	10,881
CO		10,000	509	9,547	0	0	0	0	0	0	0	0	0	0	0	0	9,547	0	0	9,547	9,547
Region XII - SOCCSKSARGEN		19,700	1,301	18,200	1,374	1,374	1,400	4,206	1,374	2,172	1,374	4,880	1,374	1,374	1,374	4,122	1,374	2,266	1,400	6,000	18,200
Regional Office - XII		19,700	1,301	18,200	1,374	1,374	1,400	4,206	1,374	2,172	1,374	4,880	1,374	1,374	1,374	4,122	1,374	2,266	1,400	6,000	18,200
PS		13,472	1,077	12,200	676	676	660	2,744	676	1,076	676	3,427	676	676	676	2,024	676	1,700	982	3,800	12,200
MOOE		6,204	314	6,774	480	480	480	1,464	480	487	480	1,466	480	480	480	1,464	480	487	480	1,483	6,774
Region XIII - CARAGA		17,710	1,223	16,900	1,264	1,264	1,320	3,948	1,264	1,912	1,263	4,410	1,264	1,264	1,264	3,781	1,264	1,972	1,317	4,543	16,900
Regional Office - XIII		17,710	1,223	16,900	1,264	1,264	1,320	3,948	1,264	1,912	1,263	4,410	1,264	1,264	1,264	3,781	1,264	1,972	1,317	4,543	16,900
PS		11,889	867	10,133	719	719	800	2,241	719	1,077	718	2,816	719	719	719	2,157	719	1,437	983	2,800	10,133
MOOE		6,753	336	6,417	536	536	536	1,666	536	536	534	1,664	536	536	534	1,664	536	536	534	1,664	6,417
Autonomous Appropriation		73,480	1,200	72,280	4,940	4,940	4,820	12,110	4,889	4,347	4,850	12,114	7,826	7,826	7,824	23,511	7,841	7,826	7,826	23,513	71,257

Department: Department of Transportation (DOT)  
 Agency/Entity: Maritime Industry Authority (MARINA)  
 Region: ALL  
 Division: ALL  
 Operating Unit: ALL

Particulars	UACS CODE	Total Programs	Tax Remittance Advice (TRA)	Net Program	FULL YEAR REQUIREMENT																				
					QUARTER 1				QUARTER 2				QUARTER 3				QUARTER 4				Full Year				
					January	February	March	Sub Total	April	May	June	Sub Total	July	August	September	Sub Total	October	November	December	Sub Total	Total				
1	2	3	4	5	6	7	8	9=6+7+8	10	11	12	13=10+11+12	14	15	16	17=14+15+16	18	19	20	21=18+19+20	22				
Retirement and Life Insurance Premiums	1 04 122	48 488	0	48 488	4 840	4 948	4 888	12 719	4 888	4 948	4 888	12 719	4 888	4 948	4 888	12 719	4 888	4 948	4 888	12 719	4 888	4 948	4 888	12 719	48 484
National Capital Region (NCR)		33 243	0	33 243	2 771	2 771	2 772	8 314	2 770	2 771	2 798	8 339	2 771	2 771	2 798	8 310	2 771	2 771	2 798	8 310	2 771	2 771	2 798	8 310	33 243
Central Office		33 243	0	33 243	2 771	2 771	2 772	8 314	2 770	2 771	2 798	8 339	2 771	2 771	2 798	8 310	2 771	2 771	2 798	8 310	2 771	2 771	2 798	8 310	33 243
PS		33 243	0	33 243	2 771	2 771	2 772	8 314	2 770	2 771	2 798	8 339	2 771	2 771	2 798	8 310	2 771	2 771	2 798	8 310	2 771	2 771	2 798	8 310	33 243
Region I - Ilocos		1 000	0	1 000	0	0	0	0	0	0	0	0	0	0	0	0	0	0	0	0	0	0	0	0	0
Regional Office - I		1 000	0	1 000	0	0	0	0	0	0	0	0	0	0	0	0	0	0	0	0	0	0	0	0	0
PS		1 000	0	1 000	0	0	0	0	0	0	0	0	0	0	0	0	0	0	0	0	0	0	0	0	0
Region IVA - CALABARZON		1 941	0	1 941	162	162	162	486	162	162	161	485	162	162	161	485	162	162	161	485	162	162	161	485	1 941
Regional Office - IVA		1 941	0	1 941	162	162	162	486	162	162	161	485	162	162	161	485	162	162	161	485	162	162	161	485	1 941
PS		1 941	0	1 941	162	162	162	486	162	162	161	485	162	162	161	485	162	162	161	485	162	162	161	485	1 941
Region V - Bicol		1 184	0	1 184	99	99	99	296	99	99	99	296	99	99	99	296	99	99	99	296	99	99	99	296	1 184
Regional Office - V		1 184	0	1 184	99	99	99	296	99	99	99	296	99	99	99	296	99	99	99	296	99	99	99	296	1 184
PS		1 184	0	1 184	99	99	99	296	99	99	99	296	99	99	99	296	99	99	99	296	99	99	99	296	1 184
Region VI - Western Visayas		1 408	0	1 408	117	117	117	351	117	117	117	351	117	117	117	351	117	117	117	351	117	117	117	351	1 408
Regional Office - VI		1 408	0	1 408	117	117	117	351	117	117	117	351	117	117	117	351	117	117	117	351	117	117	117	351	1 408
PS		1 408	0	1 408	117	117	117	351	117	117	117	351	117	117	117	351	117	117	117	351	117	117	117	351	1 408
Region VII - Central Visayas		2 288	0	2 288	183	183	184	550	183	183	184	550	183	183	184	550	183	183	184	550	183	183	184	550	2 288
Regional Office - VII		2 288	0	2 288	183	183	184	550	183	183	184	550	183	183	184	550	183	183	184	550	183	183	184	550	2 288
PS		2 288	0	2 288	183	183	184	550	183	183	184	550	183	183	184	550	183	183	184	550	183	183	184	550	2 288
Region VIII - Eastern Visayas		1 088	0	1 088	138	138	137	413	138	138	137	413	138	138	137	413	138	138	137	413	138	138	137	413	1 088
Regional Office - VIII		1 088	0	1 088	138	138	137	413	138	138	137	413	138	138	137	413	138	138	137	413	138	138	137	413	1 088
PS		1 088	0	1 088	138	138	137	413	138	138	137	413	138	138	137	413	138	138	137	413	138	138	137	413	1 088
Region IX - Zamboanga Peninsula		1 724	0	1 724	144	144	143	431	144	144	143	431	144	144	143	431	144	144	143	431	144	144	143	431	1 724
Regional Office - IX		1 724	0	1 724	144	144	143	431	144	144	143	431	144	144	143	431	144	144	143	431	144	144	143	431	1 724
PS		1 724	0	1 724	144	144	143	431	144	144	143	431	144	144	143	431	144	144	143	431	144	144	143	431	1 724
Region X - Northern Mindanao		1 311	0	1 311	109	109	108	327	109	109	108	326	109	109	108	326	109	109	108	326	109	109	108	326	1 311
Regional Office - X		1 311	0	1 311	109	109	108	327	109	109	108	326	109	109	108	326	109	109	108	326	109	109	108	326	1 311
PS		1 311	0	1 311	109	109	108	327	109	109	108	326	109	109	108	326	109	109	108	326	109	109	108	326	1 311
Region XI - Davao		1 523	0	1 523	127	127	127	381	127	127	127	381	127	127	127	381	127	127	127	381	127	127	127	381	1 523
Regional Office - XI		1 523	0	1 523	127	127	127	381	127	127	127	381	127	127	127	381	127	127	127	381	127	127	127	381	1 523
PS		1 523	0	1 523	127	127	127	381	127	127	127	381	127	127	127	381	127	127	127	381	127	127	127	381	1 523

Department : Department of Transportation (DOT)  
 Agency/Entity : Maritime Industry Authority (MARINA)  
 Region : ALL  
 Division : ALL  
 Operating Unit : ALL

Particulars	UACS CODE	Total Programs	Tax Remittance Advice (TRA)	Net Program	FULL YEAR REQUIREMENT																	Full Year Total
					QUARTER 1				QUARTER 2				QUARTER 3				QUARTER 4					
					January	February	March	Sub Total	April	May	June	Sub Total	July	August	September	Sub Total	October	November	December	Sub Total		
1	2	3	4	5	6	7	8	9=4+7+8	10	11	12	13=10+11+12	14	15	16	17=14+15+16	18	19	20	21=18+19+20	22	
Region XII - BOCCASANGEN		1,251	0	1,251	104	104	104	312	104	104	104	312	104	104	104	312	104	104	104	312	1,251	1,251
Regional Office - XII		1,251	0	1,251	104	104	104	312	104	104	104	312	104	104	104	312	104	104	104	312	1,251	1,251
PS		1,251	0	1,251	104	104	104	312	104	104	104	312	104	104	104	312	104	104	104	312	1,251	1,251
Region XIII - CARAGA		1,029	0	1,029	86	86	86	257	86	86	86	257	86	86	86	257	86	86	86	257	1,029	1,029
Regional Office - XIII		1,029	0	1,029	86	86	86	257	86	86	86	257	86	86	86	257	86	86	86	257	1,029	1,029
PS		1,029	0	1,029	86	86	86	257	86	86	86	257	86	86	86	257	86	86	86	257	1,029	1,029
MARINA Tonnage Fee	1 04 285	23,900	1,200	22,700	0	0	0	0	0	0	0	0	0	3,700	3,700	3,700	11,300	3,700	3,700	3,700	11,300	22,700
National Capital Region (NCR)		23,900	1,200	22,700	0	0	0	0	0	0	0	0	0	3,700	3,700	3,700	11,300	3,700	3,700	3,700	11,300	22,700
Central Office		23,900	1,200	22,700	0	0	0	0	0	0	0	0	0	3,700	3,700	3,700	11,300	3,700	3,700	3,700	11,300	22,700
MOOE		23,900	1,200	22,700	0	0	0	0	0	0	0	0	0	3,700	3,700	3,700	11,300	3,700	3,700	3,700	11,300	22,700
TOTAL NCA PROGRAM		1,454,642	67,424	1,387,218	66,904	66,904	66,904	200,708	121,662	156,421	66,904	379,604	128,081	162,244	66,904	369,611	169,419	128,081	66,904	369,611	1,387,218	1,387,218
PS		622,115	45,800	576,315	49,800	49,800	49,800	147,678	41,849	74,426	49,800	167,115	44,906	41,849	49,800	137,673	49,800	49,800	49,800	147,678	576,315	576,315
MOOE		722,669	21,130	699,509	45,800	45,800	45,480	130,940	69,800	64,800	66,800	202,300	79,200	48,610	48,610	172,530	74,361	48,774	58,444	172,530	699,509	699,509
FNEX		0	0	0	0	0	0	0	0	0	0	0	0	0	0	0	0	0	0	0	0	0
CO		169,875	5,494	164,381	0	0	0	0	26,145	0	0	26,145	0	0	0	0	0	0	0	0	26,145	164,381
IV TAX REMITTANCE ADVICE		0	87,424	87,424	6,925	6,925	6,179	18,229	7,812	8,099	6,739	23,490	7,666	8,213	8,214	28,893	12,087	7,131	8,481	28,821	87,424	87,424
National Capital Region (NCR)		0	85,900	85,900	4,477	4,477	4,562	13,496	6,310	6,529	5,188	18,000	6,124	4,887	4,887	16,458	6,887	4,872	4,847	16,000	85,900	85,900
Central Office		0	85,900	85,900	4,477	4,477	4,562	13,496	6,310	6,529	5,188	18,000	6,124	4,887	4,887	16,458	6,887	4,872	4,847	16,000	85,900	85,900
PS		0	31,800	31,800	2,680	2,680	2,850	7,660	2,850	2,800	2,800	7,660	2,600	2,600	2,600	7,600	2,600	2,600	2,600	7,600	31,800	31,800
MOOE		0	39,600	39,600	1,327	1,607	1,660	6,966	3,600	3,679	2,540	9,660	3,474	2,617	2,617	7,600	3,371	2,682	2,797	7,600	39,600	39,600
CO		0	4,870	4,870	0	0	0	0	1,000	0	0	1,000	0	0	0	0	0	0	0	0	4,870	4,870
Region I - Iloilo		0	1,302	1,302	99	99	115	300	99	100	99	302	99	99	99	307	99	101	100	300	1,302	1,302
Regional Office - I		0	1,302	1,302	99	99	100	300	99	100	99	302	99	99	99	307	99	101	100	300	1,302	1,302
PS		0	600	600	61	61	70	192	61	117	61	230	61	61	61	183	61	73	67	201	600	600
MOOE		0	467	467	36	36	114	300	36	36	36	114	36	36	36	114	36	36	36	114	467	467
Region IVA - CALABARZON		0	2,066	2,066	300	300	219	819	300	307	190	797	300	300	300	900	300	300	300	797	2,066	2,066
Regional Office - IVA		0	2,066	2,066	300	300	219	819	300	307	190	797	300	300	300	900	300	300	300	797	2,066	2,066
PS		0	1,600	1,600	116	116	137	372	116	226	116	460	116	116	116	348	116	230	131	460	1,600	1,600
MOOE		0	976	976	82	82	82	246	82	81	81	244	81	81	81	243	81	81	81	243	976	976
Region V - Batangas		0	1,471	1,471	100	100	121	320	100	175	110	384	100	100	100	300	100	103	116	316	1,471	1,471
Regional Office - V		0	1,471	1,471	100	100	121	320	100	175	110	384	100	100	100	300	100	103	116	316	1,471	1,471

Department : Department of Transportation (DOTr)  
 Agency/Entity : Maritime Industry Authority (MARINA)  
 Region : ALL  
 Division : ALL  
 Operating Unit : ALL

Particulars	UACS CODE	Total Programs	Tax Remittance Advice (TRA)	Net Program	FULL YEAR REQUIREMENT																	Full Year Total
					QUARTER 1				QUARTER 2				QUARTER 3				QUARTER 4					
					January	February	March	Sub Total	April	May	June	Sub Total	July	August	September	Sub Total	October	November	December	Sub Total		
1	2	3	4	5	6	7	8	9=6+7+8	10	11	12	13=9+10+11+12	14	15	16	17=14+15+16	18	19	20	21=18+19+20	22	
PS		0	1,007	1,007	72	72	84	228	72	72	73	217	72	72	73	217	72	72	81	225	225	1,007
MOOE		0	444	444	37	37	37	111	37	37	37	111	37	37	37	111	37	37	37	111	111	444
Region VI - Western Visayas		0	2,366	2,366	172	172	172	516	172	172	172	516	172	174	174	520	489	174	170	633	633	2,366
Regional Office - V		0	2,366	2,366	172	172	172	516	172	172	172	516	172	174	174	520	450	174	170	633	633	2,366
PS		0	1,219	1,219	101	101	101	303	101	101	101	303	101	102	102	305	106	102	100	308	308	1,219
MOOE		0	880	880	71	71	71	213	71	71	71	213	71	72	72	215	75	72	70	217	217	880
CO		0	278	278	0	0	0	0	0	0	0	0	0	0	0	0	275	0	0	275	275	278
Region VI - Central Visayas		0	3,388	3,388	280	280	290	850	280	281	281	842	280	282	282	844	862	306	234	1,172	1,172	3,388
Regional Office - VII		0	3,388	3,388	280	280	290	850	280	281	281	842	280	282	282	844	862	306	234	1,172	1,172	3,388
PS		0	1,060	1,060	133	133	130	436	133	133	133	436	133	133	133	436	133	133	146	541	541	1,060
MOOE		0	1,060	1,060	96	96	96	287	96	96	96	287	96	96	96	287	96	96	96	287	287	1,060
CO		0	300	300	0	0	0	0	0	0	0	0	0	0	0	0	300	0	0	300	300	300
Region VII - Eastern Visayas		0	2,081	2,081	153	153	171	477	153	153	153	460	153	153	153	459	153	153	153	460	460	2,081
Regional Office - VII		0	2,081	2,081	153	153	171	477	153	153	153	460	153	153	153	459	153	153	153	460	460	2,081
PS		0	1,440	1,440	100	100	120	324	100	100	100	300	100	100	100	300	100	100	114	422	422	1,440
MOOE		0	812	812	51	51	51	153	51	51	51	153	51	51	51	153	51	51	51	153	153	812
Region IX - Zamboanga Peninsula		0	1,919	1,919	141	141	165	437	141	141	141	423	141	141	141	423	141	141	141	423	423	1,919
Regional Office - IX		0	1,919	1,919	141	141	165	437	141	141	141	423	141	141	141	423	141	141	141	423	423	1,919
PS		0	1,475	1,475	104	104	118	326	104	104	104	312	104	104	104	312	104	104	118	430	430	1,475
MOOE		0	444	444	37	37	37	111	37	37	37	111	37	37	37	111	37	37	37	111	111	444
Region X - Northern Mindanao		0	1,830	1,830	120	120	120	360	114	102	114	430	116	116	116	347	101	101	120	321	321	1,830
Regional Office - X		0	1,830	1,830	120	120	120	360	114	102	114	430	116	116	116	347	101	101	120	321	321	1,830
PS		0	1,130	1,130	84	84	84	252	70	100	70	212	80	80	80	240	80	101	87	268	268	1,130
MOOE		0	420	420	30	30	30	90	30	30	30	90	30	30	30	90	30	30	30	90	90	420
CO		0	277	277	0	0	0	0	0	0	0	0	0	0	0	0	277	0	0	277	277	277
Region XI - Davao		0	2,375	2,375	130	130	150	431	130	124	140	434	130	130	130	430	642	233	140	1,054	1,054	2,375
Regional Office - XI		0	2,375	2,375	130	130	150	431	130	124	140	434	130	130	130	430	642	233	140	1,054	1,054	2,375
PS		0	1,300	1,300	82	82	100	264	80	177	83	340	80	82	83	245	80	100	100	300	300	1,300
MOOE		0	800	800	47	47	47	141	47	47	47	141	47	47	47	140	47	47	47	141	141	800
CO		0	500	500	0	0	0	0	0	0	0	0	0	0	0	0	500	0	0	500	500	500
Region XII - SOCCSKSARGEN		0	1,381	1,381	102	102	112	316	100	123	100	323	100	100	100	300	100	100	110	300	300	1,381

Particulars	UACS CODE	Total Programs	Tax Remittance Advice (TRA)	Net Program	FULL YEAR REQUIREMENT																		
					QUARTER 1				QUARTER 2				QUARTER 3				QUARTER 4				Full Year		
					January	February	March	Sub Total	April	May	June	Sub Total	July	August	September	Sub Total	October	November	December	Sub Total	Total		
1	2	3	4	5	6	7	8	9	10	11	12	13=10+11+12	14	15	16	17=14+15+16	18	19	20	21=18+19+20	22		
Regional Office - XII		0	1,381	1,381	188	188	112	378	188	188	173	188	188	377	188	188	188	188	188	188	188	388	1,381
PS		0	1,077	1,077	78	78	38	238	78	148	78	294	78	78	78	238	78	163	84			313	1,077
MOOE		0	314	314	28	28	28	78	28	27	28	78	28	28	28	78	28	37	28			79	314
Region XII - CARAGA		0	1,223	1,223	91	91	94	285	81	148	81	338	81	81	81	273	81	153	88			340	1,223
Regional Office - XII		0	1,223	1,223	91	91	94	285	81	148	81	338	81	81	81	273	81	153	88			340	1,223
PS		0	887	887	63	63	78	186	63	128	63	248	63	63	63	188	63	128	68			298	887
MOOE		0	338	338	28	28	28	84	28	28	28	84	28	28	28	84	28	38	28			84	338
<b>VI. TOTAL DISBURSEMENT PROGRAM</b>		<b>1,484,843</b>	<b>87,484</b>	<b>1,287,218</b>	<b>81,833</b>	<b>81,833</b>	<b>87,738</b>	<b>261,886</b>	<b>128,844</b>	<b>187,238</b>	<b>188,248</b>	<b>488,514</b>	<b>128,847</b>	<b>98,487</b>	<b>88,888</b>	<b>338,784</b>	<b>211,488</b>	<b>133,488</b>	<b>183,273</b>	<b>448,217</b>	<b>1,483,848</b>	<b>1,483,848</b>	
National Capital Region (NCR)		1,184,944	88,888	1,888,438	87,427	87,427	71,888	388,488	188,187	131,881	81,787	318,488	184,888	71,888	71,238	247,888	188,838	88,818	77,848			332,884	1,184,844
Central Office		1,184,944	88,888	1,888,438	87,427	87,427	71,888	388,488	188,187	131,881	81,787	318,488	184,888	71,888	71,238	247,888	188,838	88,818	77,848			332,884	1,184,844
PS		438,888	31,888	388,888	38,888	38,888	34,888	88,347	31,888	53,874	38,888	118,782	34,838	31,881	38,888	87,173	38,888	98,878	38,888			128,888	438,888
MOOE		888,888	28,888	888,888	38,838	38,838	37,848	118,148	82,888	77,887	88,811	188,488	88,478	48,337	48,338	188,148	88,427	48,348	48,948			151,888	888,888
CO		81,833	4,878	77,448	0	0	0	0	21,788	0	21,788	0	0	0	0	0	88,388	0	0			88,388	81,833
Region I - Iloilo		21,881	1,322	18,788	1,832	1,832	1,887	4,781	1,832	2,288	1,832	8,292	1,832	1,832	1,832	4,988	1,832	2,388	1,888			8,448	21,888
Regional Office - I		21,881	1,322	18,788	1,832	1,832	1,887	4,781	1,832	2,288	1,832	8,292	1,832	1,832	1,832	4,988	1,832	2,388	1,888			8,448	21,888
PS		11,883	888	18,888	788	788	873	2,488	788	1,484	788	3,888	788	788	788	2,384	788	1,888	841			3,148	18,881
MOOE		8,188	457	8,711	784	784	784	2,282	784	784	784	2,282	784	784	784	2,282	784	784	784			2,282	8,188
Region IVA - CALABARZON		42,481	2,888	38,888	3,287	3,287	3,488	18,833	3,287	4,818	3,287	11,148	3,287	3,287	3,287	9,881	3,287	4,788	3,431			11,478	42,481
Regional Office - IVA		42,481	2,888	38,888	3,287	3,287	3,488	18,833	3,287	4,818	3,287	11,148	3,287	3,287	3,287	9,881	3,287	4,788	3,431			11,478	42,481
PS		28,844	1,888	28,884	1,841	1,841	1,872	8,184	1,841	2,888	1,841	8,878	1,841	1,841	1,841	4,882	1,841	3,184	1,888			8,888	28,844
MOOE		18,817	398	18,841	1,828	1,828	1,827	4,878	1,828	1,888	1,827	4,878	1,828	1,828	1,827	4,878	1,828	1,828	1,884			4,888	18,817
Region V - Iloilo		22,811	1,471	21,448	1,743	1,743	1,883	8,388	1,743	2,888	1,788	8,888	1,743	1,743	1,788	8,238	1,743	2,888	1,848			8,248	22,811
Regional Office - V		22,811	1,471	21,448	1,743	1,743	1,883	8,388	1,743	2,888	1,788	8,888	1,743	1,743	1,788	8,238	1,743	2,888	1,848			8,248	22,811
PS		14,888	1,887	13,888	1,888	1,888	1,143	3,148	1,888	1,478	1,888	3,887	1,888	1,888	1,888	3,818	1,888	1,888	1,888			4,888	14,888
MOOE		8,888	444	8,438	748	748	748	2,238	748	748	748	2,221	748	748	741	2,381	748	748	748			2,238	8,888
Region VI - Western Visayas		38,342	2,388	38,887	2,888	2,888	2,781	8,881	2,888	3,888	2,881	8,837	2,888	2,888	2,881	7,881	2,881	8,172	3,711			2,748	38,342
Regional Office - VI		38,342	2,388	38,887	2,888	2,888	2,781	8,881	2,888	3,888	2,881	8,837	2,888	2,888	2,881	7,881	2,881	8,172	3,711			2,748	38,342
PS		18,841	1,218	18,432	1,191	1,191	1,382	3,734	1,191	2,187	1,191	4,548	1,191	1,191	1,181	3,373	1,181	2,288	1,318			4,788	18,841
MOOE		17,151	888	18,283	1,428	1,428	1,428	4,287	1,428	1,428	1,428	4,288	1,428	1,428	1,428	4,288	1,428	1,428	1,428			4,288	17,151
CO		8,888	278	8,292	0	0	0	0	0	0	0	0	0	0	0	0	8,588	0	0			8,588	8,888
Region VII - Central Visayas		84,288	3,288	88,918	3,818	3,818	3,838	11,878	3,818	5,147	3,821	12,887	3,818	3,818	3,881	18,888	3,818	5,388	3,788			18,881	84,278

Department : Department of Transportation (DOT)  
 Agency/Entity : Maritime Industry Authority (MARINA)  
 Region : ALL  
 Division : ALL  
 Operating Unit : ALL

Particulars	UACS CODE	Total Programs	Tax Remittance Advice (TRA)	Net Program	FULL YEAR REQUIREMENT																		
					QUARTER 1				QUARTER 2				QUARTER 3				QUARTER 4				Full Year Total		
					January	February	March	Sub Total	April	May	June	Sub Total	July	August	September	Sub Total	October	November	December	Sub Total			
6	7	8	9=6+7+8	10	11	12	13=10+11+12	14	15	16	17=14+15+16	18	19	20	21=18+19+20	22							
Regional Office - VI		54,229	3,300	50,915	3,610	3,070	3,820	11,070	3,070	5,147	3,881	12,057	3,010	3,010	3,081	10,000	10,010	3,300	3,700	10,001	54,229		
PS		35,000	1,800	33,615	1,642	1,042	2,000	5,744	1,842	3,370	1,843	7,055	1,842	1,842	1,843	5,527	1,842	2,026	2,000	7,360	35,000		
MOOE		21,300	1,000	20,200	1,777	1,777	1,778	6,339	1,777	1,777	1,778	5,332	1,777	1,777	1,778	5,332	1,777	1,777	1,778	5,300	21,300		
CO		7,200	300	6,900	0	0	0	0	0	0	0	0	0	0	0	0	7,200	0	0	7,200	7,200		
Region VIII - Eastern Visayas		31,910	2,001	29,805	2,424	2,424	2,647	7,495	2,424	3,071	2,425	8,418	2,424	2,424	2,425	7,271	2,424	3,721	2,000	6,720	31,910		
Regional Office - VIII		31,910	2,001	29,805	2,424	2,424	2,647	7,495	2,424	3,071	2,425	8,418	2,424	2,424	2,425	7,271	2,424	3,721	2,000	6,720	31,910		
PS		19,730	1,440	18,290	1,400	1,400	1,622	4,450	1,400	2,000	1,400	5,373	1,400	1,400	1,400	4,200	1,400	2,740	1,000	5,000	19,730		
MOOE		12,100	612	11,500	1,015	1,015	1,015	3,045	1,015	1,015	1,015	3,045	1,015	1,015	1,015	3,045	1,015	1,015	1,015	3,045	12,100		
Region IX - Zamboanga Peninsula		26,100	1,919	24,181	2,100	2,100	2,372	6,700	2,100	3,300	2,100	7,700	2,100	2,100	2,100	6,300	2,100	1,500	2,300	5,000	26,100		
Regional Office - IX		26,100	1,919	24,181	2,100	2,100	2,372	6,700	2,100	3,300	2,100	7,700	2,100	2,100	2,100	6,300	2,100	1,500	2,300	5,000	26,100		
PS		20,210	1,475	18,741	1,400	1,400	1,624	4,804	1,400	2,047	1,400	5,540	1,400	1,400	1,400	4,300	1,400	770	1,070	2,700	20,210		
MOOE		5,970	444	5,526	700	700	748	2,244	700	748	748	2,243	748	748	748	2,243	748	748	748	2,243	5,970		
Region X - Northern Mindanao		20,000	1,826	18,174	1,800	1,800	1,870	5,612	1,800	2,770	1,800	6,300	1,820	1,820	1,820	5,472	1,820	2,000	1,000	4,800	20,000		
Regional Office - X		20,000	1,826	18,174	1,800	1,800	1,870	5,612	1,800	2,770	1,800	6,300	1,820	1,820	1,820	5,472	1,820	2,000	1,000	4,800	20,000		
PS		15,404	1,132	14,282	1,100	1,100	1,164	3,464	1,100	2,000	1,100	4,200	1,100	1,100	1,100	3,300	1,100	2,110	1,214	4,400	15,404		
MOOE		5,000	420	4,580	710	710	710	2,140	710	710	710	2,147	710	710	710	2,147	710	710	710	2,147	5,000		
CO		5,000	277	4,723	0	0	0	0	0	0	0	0	0	0	0	0	5,000	0	0	5,000	5,000		
Region XI - Davao		30,107	2,370	27,737	2,321	2,321	2,370	6,817	2,321	3,270	2,321	7,721	2,321	2,321	2,320	6,000	12,271	3,300	2,327	17,007	30,107		
Regional Office - XI		30,107	2,370	27,737	2,321	2,321	2,370	6,817	2,321	3,270	2,321	7,721	2,321	2,321	2,320	6,000	12,271	3,300	2,307	17,007	30,107		
PS		17,003	1,300	15,703	1,263	1,263	1,437	4,300	1,263	2,341	1,263	4,007	1,200	1,203	1,203	3,040	1,203	2,401	1,300	5,704	17,003		
MOOE		11,304	903	10,401	900	900	900	2,614	900	970	920	2,614	900	900	900	2,610	900	900	900	2,610	11,304		
CO		10,000	800	9,200	0	0	0	0	0	0	0	0	0	0	0	0	10,000	0	0	10,000	10,000		
Region XII - SOCCOGSARGEN		21,011	1,301	19,710	1,500	1,500	1,700	4,800	1,500	2,440	1,501	5,010	1,500	1,500	1,501	4,741	1,500	2,330	1,070	5,701	21,011		
Regional Office - XII		21,011	1,301	19,710	1,500	1,500	1,700	4,800	1,500	2,440	1,501	5,010	1,500	1,500	1,501	4,741	1,500	2,330	1,070	5,701	21,011		
PS		14,721	1,077	13,644	1,000	1,000	1,100	3,204	1,000	1,025	1,027	4,028	1,000	1,000	1,007	3,100	1,000	2,000	1,101	4,223	14,721		
MOOE		6,200	314	5,886	504	504	504	1,572	504	504	504	1,572	504	504	504	1,572	504	504	504	1,572	6,200		
Region XIII - CARAGA		18,021	1,223	16,798	1,431	1,431	1,522	4,384	1,431	2,140	1,430	5,000	1,401	1,401	1,430	4,201	1,431	2,211	1,400	5,140	18,021		
Regional Office - XIII		18,021	1,223	16,798	1,431	1,431	1,522	4,384	1,431	2,140	1,430	5,000	1,401	1,401	1,430	4,201	1,431	2,211	1,400	5,140	18,021		
PS		12,000	807	11,193	800	800	900	2,000	800	1,003	807	3,310	800	800	807	2,000	800	1,040	900	3,400	12,000		
MOOE		6,755	300	6,455	600	600	600	1,800	600	500	600	1,800	600	600	600	1,800	600	600	600	1,800	6,755		

Prepared By:  
 For: DAN HENRY V. RAMIREZ  
 Chief, Budget Division  
 Date: 11/25/25

Prepared By:  
 EDEN Z. EVANGELISTA  
 Chief, Accounting Division  
 Date:

Approved By:  
 SONIA B. MALALUAN  
 Administrator  
 Date: 11/26/25  
 #2025-040  
 10/31/25