



REPUBLIC OF THE PHILIPPINES
DEPARTMENT OF TRANSPORTATION
MARITIME INDUSTRY AUTHORITY

REQUEST FOR QUOTATION

Date: _____

Company/Business Name: _____

Address: _____

Business/Mayor's Permit No.: _____

TIN: _____

PhilGEPS Registration Number (required): _____

The **Maritime Industry Authority (MARINA)**, through its Bids and Awards Committee (BAC), intends to procure **Service Provider for System and Equipment Upgrading and Comprehensive Preventive Maintenance and Repair Service (CPMRS) of the Public Address System for the MARINA Central Office (2nd Posting)**, in accordance with Section 53.9 (Negotiated Procurement – Small Value Procurement) of the Updated 2016 Revised Implementing Rules and Regulations of Republic Act No. 9184. The Approved Budget for the Contract (ABC) is **One Million Pesos (Php1,000,000.00)**.

Please submit your duly signed quotation addressed to the Bids and Awards Committee (BAC) Chairperson and to the given address below, on or before **9:00 AM of 23 December 2025**, subject to the compliance with the Terms and Conditions provided on this Request for Quotation (RFQ):

Mr. JOSE LOUIE B. BANUA

BAC Chairperson

MARINA BAC Office, 10th Floor MARINA Building,
Bonifacio Drive cor., 20th Street, Port Area, Manila, Philippines.

Telephone No.: **+632) 8524-6518**

Email: bacsec@marina.gov.ph

Interested service provider shall also submit a copy of the following documents and along with the quotation on or before the above specified deadline of submission of quotation:

- a. Valid Mayor's/Business Permit
- b. Valid PhilGEPS Registration
- c. Income Tax Return
- d. Notarized Omnibus Sworn Statement

The Supplier/ Service Provider with the Single/Lowest Calculated Quotation shall submit its Omnibus **Sworn Statement (GPPB – Prescribed forms)** within the period (maximum of 5 calendar days) as indicated in the Notice to Single/Lowest Calculated Quotation.

The Head of the Procuring Entity (HoPE) of the MARINA reserves the right to reject any and all quotations, declare a failure of procurement, or not award the contract at any time prior to contract award in accordance with Sections 35.6 and 41 of the 2016 revised IRR of RA No. 9184, without thereby incurring any liability to the affected bidder or bidders.

For any clarification, you may contact the BAC Secretariat at **(+632) 8524-6518** or email address at bacsec@marina.gov.ph.

By the Authority of the Bids and Awards Committee:

MS. MELLANIE T. BALIN

Head, Bids and Awards Committee Secretariat

INSTRUCTIONS:

Note: Failure to follow these instructions will disqualify your entire quotation.

(1) Do not alter the contents of this form in any way.

(2) The use of this RFQ is highly encouraged to minimize errors or omissions of the required mandatory provisions. In case of any changes, bidders must use or refer to the latest version of the RFQ, except when the latest version of the RFQ only pertains to deadline extension.

If another form is used other than the latest RFQ, the quotation shall contain all the mandatory requirements/provisions including manifestation on the agreement with the Terms and Conditions below.

In case a prospective supplier/service provider submits a filled-out RFQ with a supporting document (i.e., a price quotation in a different format), both documents shall be considered unless there will be discrepancies. In this case, provisions in the RFQ shall prevail.

(3) All technical specifications must be complied with. Failure to comply with the mandatory requirements shall render the quotation ineligible/disqualified.

(4) Quotations may be submitted through electronic mail at bacsec@marina.gov.ph.

(5) Quotations, including documentary requirements, received after the deadline shall not be accepted. For quotations submitted via electronic mail, the date and time of receipt indicated in the e-mail shall be considered.

TERMS AND CONDITIONS:

1. Bidders shall provide correct and accurate information required in this form.
2. Any interlineations, erasures or overwriting shall be valid only if they are signed or initialed by you or any of your duly authorized representative/s.
3. Price quotation/s must be valid for a period of **FORTY-FIVE (45) calendar days** from the date of submission.
4. Price quotation/s, to be denominated in Philippine peso shall include all taxes, duties and/or levies payable.
5. Quotations exceeding the Approved Budget for the Contract shall be rejected.
6. In case of two or more bidders are determined to have submitted the Lowest Calculated Quotation/Lowest Calculated and Responsive Quotation, the MARINA shall adopt and employ "draw lots" as the tie-breaking method to finally determine the single winning provider in accordance with GPPB Circular 06-2005.
7. Award of contract shall be made to the lowest quotation which complies with the technical specifications, requirements and other terms and conditions stated herein.
8. The item/s shall be delivered according to the accepted offer of the bidder.
9. Item/s delivered shall be inspected on the scheduled date and time of the MARINA. The delivery of the item/s shall be acknowledged upon the delivery to confirm the compliance with the technical specifications.
10. Payment shall be made after delivery and upon the submission of the required supporting documents, i.e. Order Slip and/or Billing Statement, by the supplier, contractor, or consultant. Our Government Servicing Bank, i.e. the Land Bank of the Philippines, shall credit the amount due to the identified bank account of the supplier, contractor, or consultant **not earlier than twenty-four (24) hours, but not later than forty-eight (48) hours**, upon receipt of our advice. Please note that the corresponding bank transfer fee, if any, shall be chargeable to the account of the supplier, contractor, or consultant in accordance with existing accounting rules and regulations. Please note that the **corresponding bank transfer fee, if any, shall be chargeable to the supplier's account**.
11. Liquidated damages equivalent to one tenth of one percent (0.1%) of value of the goods not delivered within the prescribed delivery period shall be imposed per day of delay. The MARINA may terminate the contract once the cumulative amount of liquidated damages reaches ten percent (10%) of the amount of the contract without prejudice to other courses of action and remedies open to it.
12. The Procuring Entity may cancel or terminate the contract at any time in accordance with the grounds provided under RA No. 9184 and its updated 2016 revised IRR.
13. The RFQ, Purchase Order (PO), and other related documents for the above-stated Procurement project/s shall be deemed to form part of the contract.

After having carefully read and accepted the Instructions and Terms and Conditions, I/we submit our quotation/s for the item/s as follows:

DESCRIPTION	Statement of Compliance ("Comply" or "Not Comply")	Unit Cost (Vat Inclusive)	Total Cost (Vat Inclusive)
<p style="text-align: center;">Service Provider for System and Equipment Upgrading and Comprehensive Preventive Maintenance and Repair Service (CPMRS) of the Public Address System for the MARINA Central Office</p> <p>Specifications/Deliverables</p> <p>a. The Contractor shall agree to provide/ install Hardware and Software for automatic Voice Alarm and Public Address (PA) System.</p> <p>b. The Contractor shall likewise impart/conduct training to the GSD-Building Maintenance Section personnel and the Communications Equipment Operators the proper approach to operation, maintenance, troubleshooting techniques and overall management of the PA system.</p> <p>c. The Contractor shall provide qualified technicians with the right tools and equipment to conduct the required preventive maintenance and repair services of the PA system.</p> <p>d. The Contractor agrees to provide monthly preventive maintenance services on the Hardware and Software of the Public Address System, in which the schedule and every activity will be arrange with MARINA.</p> <p>e. The maintenance service is performed to keep the equipment in or restore the equipment to good remedial maintenance and diagnostic service from the Contractor. Every service made by the Contractor shall be witnessed by the representatives (GSD-Building Maintenance personnel). This service shall be in form of an on-site visit which shall include the PMS standard which include but not limited to the following services:</p> <ul style="list-style-type: none"> i. General inspection of the equipment and its associated/attached ancillaries including a check on the environment conditions prevailing in the equipment room; ii. Performs a complete systems diagnostic engineering; iii. Report and recommend potential problems or trouble found during the preventive maintenance iv. and/or courses of action/repair and replacement of parts for the correction of the situation; v. All preventive maintenance procedures aside from those specified herein shall comply with the requirements; and vi. Cleaning materials which will be used for conducting preventive maintenance should be provide by the Contractor. <p>f. The Contractor shall perform 24/7 on site support in case of emergency or total system shut down on on-call basis (hereinafter called "Emergency Call Service") maintenance and repair service to correct or repair any malfunctioning in or failure of the equipment, and its sub-equipment. The Contractor agrees to respond to a request for assistance within two (2) hours during office hours and within four (4) hours after office time after receiving MARINA request for "Emergency Call Service". Assured a 24/7 technical support emergency service availability.</p> <p>Corrective Maintenance Service are categorized along the following stages:</p> <ul style="list-style-type: none"> i. Fault detection may be determined either by self-monitoring circuitry generating an alarm, a code on the maintenance display, an output on the main controller or by customer complaint or input; ii. The technical assistance is either performed via maintenance phone and/or remote maintenance function or emergency on-site visit to determine the cause of the problem and resolving it; 			

<p>iii. Fault Diagnosis Isolation - by using system indicators and diagnostic routines, faults can be traced and isolated to replaceable apparatus. Faults which are not isolated by system indicators and diagnostic routines are isolated through given test procedures;</p> <p>iv. Fault Repair - consists of replacing the defective apparatus with a known good one. When fault has been cleared, a series of tests is performed to ensure that the system is operating satisfactorily;</p> <p>v. Provision of necessary and testing materials and consumable components; and</p> <p>Follow-up Advisory Orientation and/or Workshop to the affected customer personnel on the problem situation and make recommendations about the courses of action that will prevent or minimize corrective maintenance efforts.</p> <p>g. Minimum Voice Alarm and Public Address System configuration upon MARINA written request of scheduled announcement/s request, speaker relocation and activation.</p> <p>h. Preventive Maintenance Service</p> <ol style="list-style-type: none"> 1. HARDWARE <ol style="list-style-type: none"> 1.1. General cleaning of Voice Alarm and Public Address System, Peripheral Equipment, components; 1.2. Monthly inventory of the total number of active and functioning speakers and equipment; 1.3. Checking, testing and repair of all installed speakers which are subdivided into zones and check for cross connection per zone; 1.4. Testing and troubleshooting problems of all zones output from panel board, volume controls and output; 1.5. Testing and basic troubleshooting problems of power supply for normal operations and all speakers' functionality, visibility, and audibility; 1.6. Verify, check and correct labeling of wires of the Voice Alarm and Public Address System panel termination; 1.7. Checking of all zones interconnecting screws in the panel board; 1.8. Tracing the layout cable for damaged speaker cable per zone; 1.9. Checking and Troubleshooting problem of all routers switch relays, cables for speakers and panel board, and main system controller connections; 1.10. Internal testing and troubleshooting problem of equipment, amplifiers and call stations; 1.11. Put proper insulation on open wiring; and 1.12. Check, test and troubleshoot problems with the call button. 2. SOFTWARE <ol style="list-style-type: none"> 2.1. configuration of software system and integration of newly installed zones to existing Voice Alarm and Public Address System; 2.2. Checking and testing of the physical condition of main controllers' amplifiers; 2.3. Checking and troubleshooting of Voice Alarm and Public Address System alarms indicated in the main controller; 2.4. Testing and troubleshooting problems of all zones output for paging and background music; 2.5. Adjustment of loudspeaker volume output power level depending on user's preference; and 2.6. Reprogram of Voice Alarm and Public Address System controller of all zones and routers. 																		
<p>i. Coverage of the repair and rehabilitation works will be the following:</p> <table border="1" data-bbox="156 1756 999 2141"> <thead> <tr> <th>Unit</th> <th>Item Description</th> <th>QTY</th> </tr> </thead> <tbody> <tr> <td>Pcs.</td> <td>Ceiling Speaker</td> <td>76</td> </tr> <tr> <td>Pcs.</td> <td>Defective Ceiling Speaker</td> <td>3</td> </tr> <tr> <td></td> <td>Flush Mount Ceiling Speaker Key Features: <i>Integrated with a resin panel and speaker frame, the ceiling mount speakers with a metal grille attached. They feature spring clamp mechanism for easy speaker mounting to the ceiling. The input impedance can be easily changed by changing the tap position of the transformer.</i></td> <td></td> </tr> <tr> <td></td> <td> <ul style="list-style-type: none"> • Spring clamp mechanism for easy speaker mounting to the ceiling • 15 W, 8" Double cone-type • High-Cost Performance • PP Resin, SECC punching net </td> <td></td> </tr> </tbody> </table>	Unit	Item Description	QTY	Pcs.	Ceiling Speaker	76	Pcs.	Defective Ceiling Speaker	3		Flush Mount Ceiling Speaker Key Features: <i>Integrated with a resin panel and speaker frame, the ceiling mount speakers with a metal grille attached. They feature spring clamp mechanism for easy speaker mounting to the ceiling. The input impedance can be easily changed by changing the tap position of the transformer.</i>			<ul style="list-style-type: none"> • Spring clamp mechanism for easy speaker mounting to the ceiling • 15 W, 8" Double cone-type • High-Cost Performance • PP Resin, SECC punching net 				
Unit	Item Description	QTY																
Pcs.	Ceiling Speaker	76																
Pcs.	Defective Ceiling Speaker	3																
	Flush Mount Ceiling Speaker Key Features: <i>Integrated with a resin panel and speaker frame, the ceiling mount speakers with a metal grille attached. They feature spring clamp mechanism for easy speaker mounting to the ceiling. The input impedance can be easily changed by changing the tap position of the transformer.</i>																	
	<ul style="list-style-type: none"> • Spring clamp mechanism for easy speaker mounting to the ceiling • 15 W, 8" Double cone-type • High-Cost Performance • PP Resin, SECC punching net 																	

	Rated Output -15 W	
	Rated Impedance - 100 V Line: 670 Ω (15 W), 1 kΩ (10 W), 2 kΩ (5 W), 3.3 kΩ (3 W) 70 V Line: 330 Ω (15 W), 670 Ω (7.5 W), 1 kΩ (5 W), 2 kΩ (2.5 W), 3.3 kΩ (1.5 W)	
	Sensitivity 96 dB (Pink Noise 500 Hz- 5 kHz / 1W, 1m)	
	Frequency Response -65 Hz - 20 kHz (at 20 dB below peak SPL)	
	Speaker Component -20 cm (8") double cone-type	
	Dimensions for Fixing Hole -Mounting hole: Ø 250 ± 5mm (Ø 9.84" ± 0.2") Ceiling thickness 5 - 25 mm (0.2 - 1.98")	
	Input Connector-Push-In Connector (Bridging and branch connection possible)	
	Speaker Mounting Method - Spring Clamp	
	Finish Panel: Polypropylene resin, traffic-white (RAL 9016 or equivalent color) Grille: Surface-treated Steel Plate Net, traffic-white (RAL 9016 or equivalent color), paint	
	Dimensions -Ø 280 x 90 (D) mm (Ø 11.02" x 3.54")	
	Weight -960 g (2.12 lb) 970 g (2.14 lb)	
	Accessory Paper -pattern x 1	
Pcs.	<i>Outdoor Horn Speaker</i>	2
	Outdoor horn speaker Key Features: <i>A compact, highly intelligible speaker suited to public address announcement applications. Its external speaker component is finished with powder coating, and stainless-steel bracket and screws ensure the unit's weatherproof capability</i>	
	<ul style="list-style-type: none"> • Very rugged speaker with durable construction ensures long-term, reliable operation • High-quality sound • High SPL • Easy impedance selection through switch • High impedance 100 V line • Shock-resistant oval horn 	
	Rated Input -30 W	
	Rated Input Rated Impedance- 100 V line: 330 Ω (30 W), 670Ω (15 W), 1 kΩ (10 W), 2 kΩ (5 W) 7 V line: 170 Ω (30 W), 330 Ω (15 W), 670 Ω (7.5 W), 1 kΩ (5 W), 2 kΩ (2.5 W)	
	Sound Pressure Level- 113 dB (1 W, 1 m at 500 Hz to 2.5 kHz peak level)	
	Sound Pressure Level Frequency Response -250 Hz - 10 kHz	
	Polarity -Hot: Black, Com: White	
	Dust/Water Protection- IP65	
	Operating Temperature -20 °C to +55 °C (-4 °F to 131 °F) (must be free from dew condensation)	
	Finish -Horn flare: Aluminum, off-white, powder coating Reflector horn and rear cover: ABS resin, off-white Bracket, screws and bolts: Stainless steel Speaker cable: Polyvinyl chloride insulated cabtyre cable (6 mm in diameter, 600 mm in length)	
	Dimensions -285 (W) x 227 (H) x 277 (D) mm	
	Weight - 2 kg	
	Optional Accessories - Swivel bracket: YS-151S (Can be used instead of the supplied bracket.	
	Booster Amplifier	
	BOOSTER AMPLIFIER	
	Key Features:	

- 240 W output power- The power amplifier featuring high-cost performance suit for paging applications in schools, churches, offices and retail stores.
- 100 V line input allows connection to speaker output of A-2000 series amplifiers
- Remote power control allows operation independently from A-2000 series amplifiers
- Emergency bypass of master volume
- 2U high

The Contractor shall agree to provide/ install Hardware and Software for automatic Voice Alarm and Public Address (PA) System.

The Contractor shall likewise impart/conduct training to the GSD-Building Maintenance Section personnel and the Communications Equipment Operators the proper approach to operation, maintenance, troubleshooting techniques and overall management of the PA system.

The Contractor shall provide qualified technicians with the right tools and equipment to conduct the required preventive maintenance and repair services of the PA system.

The Contractor agrees to provide monthly preventive maintenance services on the Hardware and Software of the Public Address System, in which the schedule and every activity will be arranged with MARINA.

The maintenance service is performed to keep the equipment in or restore the equipment to good remedial maintenance and diagnostic service from the Contractor. Every service made by the Contractor shall be witnessed by the representatives (GSD-Building Maintenance personnel). This service shall be in form of an on-site visit which shall include the PMS standard which include but not limited to the following services:

- i. General inspection of the equipment and its associated/attached ancillaries including a check on the environment conditions prevailing in the equipment room;
 - ii. Performs a complete systems diagnostic engineering;
 - iii. Report and recommend potential problems or trouble found during the preventive maintenance and/or courses of action/repair and replacement of parts for the correction of the situation;
 - iv. All preventive maintenance procedures aside from those specified herein shall comply with the requirements; and
 - v. Cleaning materials which will be used for conducting preventive maintenance should be provided by the Contractor.
- o. The Contractor shall perform 24/7 on site support in case of emergency or total system shut down on on-call basis (hereinafter called "Emergency Call Service") maintenance and repair service to correct or repair any malfunctioning in or failure of the equipment, and its sub-equipment. The Contractor agrees to respond to a request for assistance within two (2) hours during office hours and within four (4) hours after office time after receiving MARINA request for "Emergency Call Service". Assured a 24/7 technical support emergency service availability.

Corrective Maintenance Service are categorized along the following stages:

- i. Fault detection may be determined either by self-monitoring circuitry generating an alarm, a code on the maintenance display, an output on the main controller or by customer complaint or input;

- ii. The technical assistance is either performed via maintenance phone and/or remote maintenance function or emergency on-site visit to determine the cause of the problem and resolving it;
 - iii. Fault Diagnosis Isolation - by using system indicators and diagnostic routines, faults can be traced and isolated to replaceable apparatus. Faults which are not isolated by system indicators and diagnostic routines are isolated through given test procedures;
 - iv. Fault Repair - consists of replacing the defective apparatus with a known good one. When fault has been cleared, a series of tests is performed to ensure that the system is operating satisfactorily;
 - v. Provision of necessary and testing materials and consumable components; and
 - vi. Follow-up Advisory Orientation and/or Workshop to the affected customer personnel on the problem situation and make recommendations about the courses of action that will prevent or minimize corrective maintenance efforts.
- p. Minimum Voice Alarm and Public Address System configuration upon MARINA written request of scheduled announcement/s request, speaker relocation and activation.
- q. Preventive Maintenance Service

3. HARDWARE

- 3.1. General cleaning of Voice Alarm and Public Address System, Peripheral Equipment, components;
 - 3.2. Monthly inventory of the total number of active and functioning speakers and equipment;
 - 3.3. Checking, testing and repair of all installed speakers which are subdivided into zones and check for cross connection per zone;
 - 3.4. Testing and troubleshooting problems of all zones output from panel board, volume controls and output;
 - 3.5. Testing and basic troubleshooting problems of power supply for normal operations and all speakers' functionality, visibility, and audibility;
 - 3.6. Verify, check and correct labeling of wires of the Voice Alarm and Public Address System panel termination;
 - 3.7. Checking of all zones interconnecting screws in the panel board;
 - 3.8. Tracing the layout cable for damaged speaker cable per zone;
 - 3.9. Checking and Troubleshooting problem of all routers switch relays, cables for speakers and panel board, and main system controller connections;
 - 3.10. Internal testing and troubleshooting problem of equipment, amplifiers and call stations;
 - 3.11. Put proper insulation on open wiring; and
 - 3.12. Check, test and troubleshoot problems with the call button.
4. SOFTWARE
- 4.1. configuration of software system and integration of newly installed zones to existing Voice Alarm and Public Address System;
 - 4.2. Checking and testing of the physical condition of main controllers' amplifiers;
 - 4.3. Checking and troubleshooting of Voice Alarm and Public Address System alarms indicated in the main controller;
 - 4.4. Testing and troubleshooting problems of all zones output for paging and background music;
 - 4.5. Adjustment of loudspeaker volume output power level depending on user's preference; and
 - 4.6. Reprogram of Voice Alarm and Public Address System controller of all zones and routers.
- r. Coverage of the repair and rehabilitation works will be the following:

Item Description	QTY
Ceiling Speaker	76
Defective Ceiling Speaker	3
Flush Mount Ceiling Speaker	
Key Features:	
<i>Integrated with a resin panel and speaker frame, the ceiling mount speakers with a metal grille attached. They feature spring clamp mechanism for easy speaker mounting to the ceiling. The input impedance can be easily changed by changing the tap position of the transformer.</i>	

<ul style="list-style-type: none"> • Spring clamp mechanism for easy speaker mounting to the ceiling • 15 W, 8" Double cone-type • High Cost Performance • PP Resin, SECC punching net 			
Rated Output -15 W			
Rated Impedance - 100 V Line: 670 Ω (15 W), 1 kΩ (10 W), 2 kΩ (5 W), 3.3 kΩ (3 W) 70 V Line: 330 Ω (15 W), 670 Ω (7.5 W), 1 kΩ (5 W), 2 kΩ (2.5 W), 3.3 kΩ (1.5 W)			
Sensitivity 96 dB (Pink Noise 500 Hz- 5 kHz / 1W, 1m)			
Frequency Response -65 Hz - 20 kHz (at 20 dB below peak SPL)			
Speaker Component -20 cm (8") double cone-type			
Dimensions for Fixing Hole -Mounting hole: Ø 250 ± 5mm (Ø 9.84" ± 0.2") Ceiling thickness 5 - 25 mm (0.2 - 1.98")			
Input Connector -Push-In Connector (Bridging and branch connection possible)			
Speaker Mounting Method - Spring Clamp			
Finish Panel: Polypropylene resin, traffic-white (RAL 9016 or equivalent color) Grille: Surface-treated Steel Plate Net, traffic-white (RAL 9016 or equivalent color), paint			
Dimensions -Ø 280 x 90 (D) mm (Ø 11.02" x 3.54")			
Weight -960 g (2.12 lb) 970 g (2.14 lb)			
Accessory Paper -pattern x 1			
<i>Outdoor Horn Speaker</i>		2	
Outdoor horn speaker			
Key Features: <i>A compact, highly intelligible speaker suited to public address announcement applications. Its external speaker component is finished with powder coating, and stainless steel bracket and screws ensure the unit's weatherproof capability</i>			
<ul style="list-style-type: none"> • Very rugged speaker with durable construction ensures long-term, reliable operation • High-quality sound • High SPL • Easy impedance selection through switch • High impedance 100 V line • Shock-resistant oval horn 			
Rated Input -30 W			
Rated Input Rated Impedance - 100 V line: 330 Ω (30 W), 670Ω (15 W), 1 kΩ (10 W), 2 kΩ (5 W) 70 V line: 170 Ω (30 W), 330 Ω (15 W), 670 Ω (7.5 W), 1 kΩ (5 W), 2 kΩ (2.5 W)			
Sound Pressure Level - 113 dB (1 W, 1 m at 500 Hz to 2.5 kHz peak level)			
Sound Pressure Level Frequency Response -250 Hz - 10 kHz			
Polarity -Hot: Black, Com: White			
Dust/Water Protection - IP65			
Operating Temperature -20 °C to +55 °C (-4 °F to 131 °F) (must be free from dew condensation)			
Finish -Horn flare: Aluminum, off-white, powder coating Reflector horn and rear cover: ABS resin, off-white Bracket, screws and bolts: Stainless steel Speaker cable: Polyvinyl chloride insulated cabtyre cable (6 mm in diameter, 600 mm in length)			
Dimensions -285 (W) x 227 (H) x 277 (D) mm			
Weight - 2 kg			

Optional Accessories - Swivel bracket: YS-151S (Can be used instead of the supplied bracket).	
Booster Amplifier	1
BOOSTER AMPLIFIER	
Key Features:	
<ul style="list-style-type: none"> • 240 W output power- The power amplifier featuring high-cost performance suit for paging applications in schools, churches, offices and retail stores. • 100 V line input allows connection to speaker output of A-2000 series amplifiers • Remote power control allows operation independently from A-2000 series amplifiers • Emergency bypass of master volume • 2U high 	
Power Source 220 - 240 V AC, or 24 - 30 V DC	
Rated Output -240 W	
Power Consumption - 238 W (EN60065), 520 W (AC operation at rated output), 15 A (DC operation at rated output)	
Frequency Response - 50 - 20,000 Hz (±3 dB)	
Power Consumption - 238 W (EN60065), 520 W (AC operation at rated output), 15 A (DC operation at rated output)	
Distortion Under - 1% at 1 kHz, 1/3 rated power	
Signal to Noise Ratio -Over 60 dB	
Input Line in: 0 dB*, 10 kΩ, balanced, screw terminal 100 V line in: 40 dB*, 330 kΩ, unbalanced, screw terminal Power remote control: Make contact	
Output Loop out: -0 dB*, 10 kΩ, balanced, screw terminal Speaker out: Balanced (floating) High impedance: 42 Ω (100 V), 21 Ω (70 V) Low impedance: 4 Ω (31 V)	
Tone Control Bass: ±10 dB at 100 Hz Treble: ±10 dB at 10 kHz	
Indicator -Power, signal, peak	
Ventilation - Fan cooling	
Finish Panel: ABS resin, black Case: Steel plate, black	
Dimensions -420 (W) x 100.9 (H) x 351.3 (D) mm (16.54 x 3.97" x 13.83")"	
Weight - 13.2 kg (29.1 lb)	
Remote Microphone	1
REMOTE MICROPHONE	
Key Features:	
<i>The Remote Microphone connects to the system to facilitate emergency (3) and general broadcast announcements.</i>	

<ul style="list-style-type: none"> •11 function keys, 10 freely assignable • Zone, group and all-call paging, and activating pre-recorded messages • Extraordinary clarity and freedom from distortion by built-in compression circuit • Up to 4 RM-200M per system management amplifier • Up to 800 m total cable length 			
<p>Power Source-24 V DC (operating range: 14 – 28 V DC)</p> <p>Power input jack: Non-polarity type</p> <p>Usable power input plug (*2): Outer diameter ø5.5 mm, inner diameter ø2.1 mm, length 9.5 mm</p>			
<p>Current Consumption- 100 mA or less</p>			
<p>Audio Output-0 dB (*1), 600 Ω, balanced</p>			
<p>Distortion- 1% or less</p>			
<p>Frequency Response-100 Hz – 20 kHz</p>			
<p>Signal to Noise Ratio-60 dB or more</p>			
<p>Microphone- Unidirectional electret condenser microphone</p>			
<p>Number of Function Keys-13, Emergency key (covered), Talk key</p>			
<p>Emergency Broadcast (*3) Activation of Emergency Broadcast (pre-recorded announcement or live microphone announcement) by Emergency Broadcast Switch</p>			
<p>Volume Control-Microphone volume control</p>			
<p>Connection Cable and Connector- Category 5 Shielded Twisted-Pair straight cable, RJ45 connector</p>			
<p>Finish-ABS resin, blueish gray (PANTONE 538 or its equivalent)</p>			
<p>Dimensions- 190 (W) x 76.5 (H) x 215 (D) mm (7.48" x 3.01" x 8.46") (Gooseneck microphone excluded)</p>			
<p>Weight- 750 g</p>			
<p>Included Accessories-Link Cable (3m)</p>			
<p>(*2) Use the AC adapter AD-246 or equivalent</p> <p>(*3) Connecting VM-2000 only</p>			
<p>240W System Managing Amp</p>	1		
<p>240W SYSTEM MANAGING AMP</p> <p>Key Features:</p> <p>A multifunctional amplifier that can be mounted in an EIA-Standard equipment rack (3-unit size). The unit comes with 4 audio inputs including the background music input, and the speaker output section which has an internal attenuator and 5-zone selector. It permits not only general-purpose broadcast, but also Emergency Broadcast based on the EN60849 Standard which gives pre-recorded voice instructions (optional) Remote Microphone as well as from the amplifier, and can be remotely controlled from external equipment. In addition, for 100 V/42Ω application the unit features the surveillance function (optional SV-200MA is required) which automatically checks the system for failures.</p> <ul style="list-style-type: none"> • Programmable system management amplifier • 120 W or 240 W 			

<ul style="list-style-type: none"> • 5 switchable high impedance speaker zones with adjustable attenuators • 9 units can be combined to increase the output power and number of zones • 4 input channels come with volume and bass/ treble control on the front panel • Both BGM inputs with level pre-adjustment • The routing to the zones of the 3 microphone/ line level inputs and the telephone paging input can be pre-set • Emergency power input, remote power control, 7 built-in chimes etc. 			
Power Source- AC: 230 V, 50/60 Hz DC: 24 V/15 A, M3.5 screw terminal, Barrier distance: 8 mm (0.31"), Applicable cable gauge: AWG22–AWG14			
Power Consumption on AC Mains- With no signal present: 54 W. Under normal operating conditions according to EN60065: 1998 sec. 4.2: 255 W. With rated output signal: 549 W			
Current Consumption on 24 V DC Power Input- With no signal present: 1 A Under normal operating conditions according to EN60065: 1998 sec. 4.2: 5 A With rated output signal: 14 A			
Rated Output- 240 W			
Output Voltage/Impedance- 100 V/42 Ω, 70 V/21 Ω, 50 V/10 Ω (selectable by the internal wiring change)			
Frequency Response- 50 Hz – 16 kHz			
Distortion- 1% or less			
Signal-to-Noise Ratio- 60 dB or more			
Tone Control- Bass: 100 Hz ±10 dB, Treble: 10 kHz ±10 dB (Inputs 1 – 3 and BGM individually adjustable)			
Remote Microphone / Expansion Amplifier Connection- 2 RJ45 female connectors for connecting the RM-200M Remote Microphone and the VM-2120 or VM-2240 unit used as an expansion amplifier. Maximum distance: 800 m (874.89 yd) in total. Link cable: Category 5 Shielded Number of connectable RM-200M's: Up to 4 Twisted-pair straight cable (TIA/EIA-568A standard)			
Inputs -1 -3: -60 dB (*3) (MIC)/-10 dB (*3) (LINE) (changeable), 600 Ω, electronically balanced (*4), combined XLR connector (female)/phone jack (Only Input 1 is additionally equipped with DIN connector (*5).) Telephone Paging Input: Push-in terminal block (*6). Voice sound: -10 dB(*3), 10 kΩ, electronically-balanced input with shield terminal(*4) Control: No-voltage make contact input, open voltage: 3.3 V DC, short-circuit current: under 1 mA BGM 1 -2: -20 dB (*3), 10 kΩ, RCA pin jack, monaural (internally mixed) Power amplifier input: 0 dB (*3), 10 kΩ,, RCA pin jack External speaker line input: 100 V line, for All-Zone broadcast (This input is selected when the "Unit's broadcast cutoff" control is activated)			
Output- Speaker output: Plug-in screw connector (*7) 5-zone selector with attenuator (all zones simultaneously selectable) Direct speaker line output: Direct output from the power amplifier output transformer (attenuator bypassed), Plug-in screw connector (*7) Line output: 0 dB (*3), 10 kΩ, RCA pin jack Recording output: 0 dB (*3), 10 kΩ, RCA pin jack			

Preamplifier output: 0 dB (*3), 10 kΩ, RCA pin jack			
Control Input- No-voltage make contact input, open voltage: 3.3 V DC, short-circuit current: 1 mA or less			
Control Input and Output "D-sub connector (25-pin, female) Input: No-voltage make contact input, open voltage: 3.3 V DC, short-circuit current: 1 mA or less Output: Open collector output, withstand voltage: 30 V DC, control current: 10 mA or less (1) External control input Activation of messages *8 Activation of power Activation and stop of Emergency Broadcast Unit's broadcast cutoff (when activated by an external emergency equipment) (2) Status output Irregularity of communications with the Remote Microphone and an expansion amplifier AC power condition DC power condition Irregularity of the sound source of the Voice Announcement Board Failure (FAULT) indication on Power switch on"			
External Attenuator Control Output Plug-in screw connector (*7), relay, no-voltage make contact output, transfer type, withstand voltage: 30 V DC, 125V AC, contact current: 7 A (DC) or less, 7 A (AC) or less			
Surveillance Input and Output (*9) D-sub connector (25-pin, female) Input: No-voltage make contact input, open voltage: 3.3 V DC, short-circuit current: 1 mA or less Output: Open collector output, withstand voltage: 30 V DC, control current: 10 mA or less			
Power Supply- 24 V DC/0.1 A, for supplying power to an optional Amplifier Control Unit RU-2001/-2002, push-in terminal block (*6)			
Chime Tones- Built-in chime: 2-tone chime/2-tone chime (fast repeat)/4-tone chime (Up)/Single-tone chime/ 4-tone chime (Up & Down)/off Voice Announcement Board sound source: Pre-recorded chime (*8)			
Function- Two units stacking (VM-2120 or VM-2240) Emergency broadcast (sequential control) Broadcast priority control Surveillance (failure detection) function (*9) Power supply to only one Remote Microphone (RM-200M) Line resistance: 40 Ω (one way) or less			
Operating Temperature- 0 °C to +40 °C (32 °F to 104 °F)			
Finish- Panel: ABS resin, dark gray (PANTONE 447C or its equivalent), paint Case: Steel plate, dark gray (PANTONE 446C or its equivalent), paint			
Dimensions- 419 (W) x 143.3 (H) x 355.7 (D) mm (16.5" x 5.64" x 14")			

Weight-14.5 kg (31.97 lb)	
Included Accessories -Power cable (2 m (6.56 ft) x 1, Name label x 1, Volume cover x 4, Miniature type time-lag fuse T3.15 A x 1	
Optional Accessories -Rack mounting bracket: MB-36 Input transformer: IT-450 Voice announcement board: EV-200M Surveillance board: SV-200MA	
(*4) Can be transformer-balanced with the addition of an optional IT-450 input transformer. (*5) For connection of the Paging Microphone PM-660D with a remote control switch (*6) Usable cable diameter: AWG26 - AWG20, 0.5 m ² (*7) Usable cable diameter: AWG24 - AWG12, 2.5 m ² (*8) An optional EV-200M Voice Announcement Board is required. The chime sound source must be pre-recorded into a CF (CompactFlash) card to be inserted into the EV-200M Board. (*9) An optional SV-200MA Surveillance Board is required.	
Media Player	1
MEDIA PLAYER Key Features- media player with digital processing FM radio tuner. It has the capability to store up to 30 receiving channels, each of which can be recalled by one-touch operation. The unit have a MP3 USB, SD Card MP3 playable. The MD-200 can be mounted on an EIA equipment rack.	
• 1U 19" rack type media player • Plays USB, SD/MMC Card, FM Radio TOA MD-200 is a media player with digital processing FM radio tuner. It has the capability to store up to 30 receiving channels, each of which can be recalled by one-touch operation. The unit have a MP3 USB, SD Card MP3 playable. The MD-200 can be mounted on an EIA equipment rack. • 3 stereo output terminals (Tuner Out, Priority Out, USB/SD Out) • FM Radio with 30 preset stations and Sleep Timer • Backlight • Remote Control	
Power Source - 220 - 240 V AC, 50/60 Hz	
Power Consumption -15 W	
Receiving Frequency -87.5 - 108 MHz (50 kHz step)	
Frequency Response -20 - 20 kHz, 1/+ 3 dB	
Audio Input - FM 75 Ω antenna terminals USB port for memory stick (up to 32 GB, Type file: MP3) SD/MMC card slot (up to 32 GB, Type file: MP3)	
Channels of Memory - 30 Channels in total for FM broadcasts	
Indicator - 2 LCD Display light blue, 2 LED Indicator light green	
Operating Temperature - 0 °C to +40 °C	
Operating Humidity - 25 % to 85 % (must be free from dew condensation)	
Finish - Front panel: Steel plate, black	
Case : Steel plate, black	
Dimensions - 482 (W) x 44 (H) x 186 (D) mm	
Weight -2.6 kg	

Included Accessories- AC Power Cord 1CE, AC Power Cord 4CE, FM Radio Antenna, Remote Control			
Voice Announcement Board	1		
VOICE ANNOUNCEMENT BOARD			
Key Features- Playback-only Voice Announcing board to play back the messages recorded on designed built in the series amplifiers and system			
<ul style="list-style-type: none"> • Up to 8 messages, can be used for alert & evacuation, general messages or music • Includes compact memory flash card • Single source playback • Distortion: under 0.3 % (44.1 kHz, recording method: extremely high) 			
Power Source -24 V DC, 0.2 A			
Frequency Response -20 Hz – 20 kHz (44.1 kHz sampling)			
Power Consumption – 5W			
Distortion- Under 0.3% (44.1 kHz, recording method: Extremely High)			
Audio Output- 0 db*			
Playback Mode -Single source playback			
Number of Playback Program- 8 Programs			
Operating Temperature- 0 – 50°C			
Operating Humidity- Under 90% (no condensation)			
Dimensions- 120 (w) x 18.6 (h) x 121 (d) mm			
Weight -120 g			

<p>OTHER END-USER REQUIREMENTS:</p> <ol style="list-style-type: none"> a. The Service Provider represents and warrants that it can perform its obligations and undertakings according to the terms and conditions of this project, and hereby agrees and warrants that it shall faithfully observe and comply therewith. b. The Service provider shall furnish tools, equipment, spare parts (software and hardware) and cleaning supplies to carry out their duties and responsibilities without any additional cost to MARINA. c. All the software and hardware for the installation of automatic voice alarm and public address, components, spare parts, and consumables to be supplied by the Service Provider must have the approval of MARINA before use/installation. d. The components, software and hardware to be install must be technically ready for future interconnection with the other alarm system of the building. e. All work and services provided in this project are to be performed during normal working hours on Saturdays and on regular working days. The MARINA may request or schedule the services in writing, for work outside such times at no extra cost if it affects the operations at the MARINA Central Office Building. All works and services are not required to be carried out on public holidays except when the MARINA finds it necessary in its operation. f. MARINA shall have the sole option to cancel/terminate the contract at any time for violation of any of the terms and conditions thereof and/or, if in its judgment, the service it has rendered is substandard and/or unsatisfactory; g. The Contractor nor the MARINA will not allow any third party to do any repair work or replace any part or component of the subject equipment without written consent/approval of both parties. <p>MARINA REQUIREMENTS</p>	<p>Statement of Compliance ("Comply" or "Not Comply")</p>
---	--

<p>Prospective bidders shall acquire/submit the following requirements/documents together with the quotation:</p> <ul style="list-style-type: none"> a. The company has a minimum of one (1) year of experience in the Public Address System maintenance and repair industry. (Photocopy of the contract entered by and between the bidder and previous or existing client to be submitted to MARINA) b. Service Provider must submit one (1) Client Satisfaction Rating as proof of satisfactorily providing a similar service with another government agency or private entity within one (1) year preceding the submission of the quotation. (Certification on Satisfaction Rating issued by a previous or existing client to be submitted to MARINA); and c. The Service Provider shall have a physical office/branch in Metro Manila and available line of communication. <p>WARRANTY</p> <p>The Service Provider shall guarantee the work done and the supplied materials to be free from defects for a period of one (1) year reckoned from the turnover of the project. The form of warranty shall be in accordance with the provisions in Section 62 of the Revised Implementing Rules and Regulations (IRR) of R.A. 9184.</p>	
<p>DELIVERY TERMS:</p>	<p>Statement of Compliance ("Comply" or "Not Comply")</p>
<p>The term of the Service Agreement will be for the period of twelve (12) months, commencing from the receipt of the Notice to Proceed.</p> <p>Extension Clause – Except to the extent as otherwise provided in the contract, and subject to the provision of Republic Act (RA) 9184 and its 2016 Implementing Rules and Regulations (IRR). The parties shall extend the contract on a month-to-month basis under the same applicable terms and conditions up to the scope of services and quality of works, in the event that no new contract is awarded after the expiration of the current contract.</p> <p>All regular services will be conducted during regular working hours, Monday to Friday from 8:00 a.m. to 5:00 p.m., and, whenever necessary, on Saturdays and Holidays, with no extra cost to MARINA</p>	
<p>PAYMENT TERMS:</p>	<p>Statement of Compliance ("Comply" or "Not Comply")</p>
<ul style="list-style-type: none"> 1. Send bill arrangement; 2. Monthly Service Reports on the Preventive Maintenance and repair services of the PA system complete with findings, recommendations, parts, and equipment repaired or replaced duly signed by a MARINA authorized representative. 3. Within twenty (20) calendar days upon receipt of billing invoice/statement of account; 4. Payment shall be made through the list of due and demandable accounts payable with advice debit account (LDDAP-ADA); and 5. The supplier shall provide the bank account wherein payment will be credited preferably LandBank of the Philippines account, otherwise, bank charges shall be borne by the supplier. 	

Documentary Requirements:
(per RA9184)

1. Valid PhilGEPS Registration;	
2. Valid Mayor's Permit/ Business Permit	
3. Income Tax Return	
4. Notarized Omnibus Sworn Statement (attach duly notarized Secretary's Certificate, Board / Partnership Resolution or Special Power of Attorney, whichever is applicable)	

Note: Prospective suppliers must comply with all of the above requirements to become eligible with the said procurement project.

FINANCIAL OFFER

Terms of Payment:

Within Twenty (20) calendar days upon receipt of billing invoice/SOA and issuance of Inspection and Acceptance Report by MARINA.

Payment Details:

Banking Institution : _____

Account Number : _____

Account Name
(should be the exact account name as registered in
the bank): _____

Bank Branch : _____

Please quote your best offer for the item/s below. Please do not leave any blank items. Indicate "0" if item being offered is for free.

Procurement of Service Provider for System and Equipment Upgrading and Comprehensive Preventive Maintenance and Repair Service (CPMRS) of the Public Address System for the MARINA Central Office

Approved Budget for the Contract (ABC)	Total Offered Quotation
<p>One Million Pesos (Php1,000,000.00)</p>	<p align="center"><i>In words:</i></p> <p>_____</p> <p>_____</p> <p>_____</p> <p align="center"><i>In figures:</i></p> <p>_____</p> <p>_____</p>

 Signature over Printed Name _____
 Position/Designation _____
 Office Telephone/Fax/Mobile Nos. _____

 Email address/es _____



REPUBLIC OF THE PHILIPPINES
DEPARTMENT OF TRANSPORTATION
MARITIME INDUSTRY AUTHORITY

TECHNICAL SPECIFICATIONS

Project Description	Procurement of a Service Provider for System and Equipment Upgrading and Comprehensive Preventive Maintenance and Repair Service (CPMRS) of the Public Address System for the MARINA Central Office
Approved Budget for the Contract	The Approved Budget for the Contract is Php <u>1,000,000.00</u> inclusive of all applicable taxes, chargeable against Fiscal Year 2025 Regular Agency Budget of MARINA Central Office.
Specifications / Deliverables <i>(Ex. Size, color, materials used and other specs requirements)</i>	<ul style="list-style-type: none">a. The Contractor shall agree to provide/ install Hardware and Software for automatic Voice Alarm and Public Address (PA) System.b. The Contractor shall likewise impart/conduct training to the GSD-Building Maintenance Section personnel and the Communications Equipment Operators the proper approach to operation, maintenance, troubleshooting techniques and overall management of the PA system.c. The Contractor shall provide qualified technicians with the right tools and equipment to conduct the required preventive maintenance and repair services of the PA system.d. The Contractor agrees to provide monthly preventive maintenance services on the Hardware and Software of the Public Address System, in which the schedule and every activity will be arranged with MARINA.e. The maintenance service is performed to keep the equipment in or restore the equipment to good remedial maintenance and diagnostic service from the Contractor. Every service made by the Contractor shall be witnessed by the representatives (GSD-Building Maintenance personnel). This service shall be in form of an on-site visit which shall include the PMS standard which include but not limited to the following services:<ul style="list-style-type: none">i. General inspection of the equipment and its associated/attached ancillaries including a check on the environment conditions prevailing in the equipment room;ii. Performs a complete systems diagnostic engineering;iii. Report and recommend potential problems or trouble found during the preventive maintenance

and/or courses of action/repair and replacement of parts for the correction of the situation;

- iv. All preventive maintenance procedures aside from those specified herein shall comply with the requirements; and
 - v. Cleaning materials which will be used for conducting preventive maintenance should be provide by the Contractor.
- f. The Contractor shall perform 24/7 on site support in case of emergency or total system shut down on on-call basis (hereinafter called "Emergency Call Service") maintenance and repair service to correct or repair any malfunctioning in or failure of the equipment, and its sub-equipment. The Contractor agrees to respond to a request for assistance within two (2) hours during office hours and within four (4) hours after office time after receiving MARINA request for "Emergency Call Service". Assured a 24/7 technical support emergency service availability.

Corrective Maintenance Service are categorized along the following stages:

- i. Fault detection may be determined either by self-monitoring circuitry generating an alarm, a code on the maintenance display, an output on the main controller or by customer complaint or input;
- ii. The technical assistance is either performed via maintenance phone and/or remote maintenance function or emergency on-site visit to determine the cause of the problem and resolving it;
- iii. Fault Diagnosis Isolation - by using system indicators and diagnostic routines, faults can be traced and isolated to replaceable apparatus. Faults which are not isolated by system indicators and diagnostic routines are isolated through given test procedures;
- iv. Fault Repair - consists of replacing the defective apparatus with a known good one. When fault has been cleared, a series of tests is performed to ensure that the system is operating satisfactorily;
- v. Provision of necessary and testing materials and consumable components; and
- vi. Follow-up Advisory Orientation and/or Workshop to the affected customer personnel on the problem situation and make recommendations about the courses of action

that will prevent or minimize corrective maintenance efforts.

g. Minimum Voice Alarm and Public Address System configuration upon MARINA written request of scheduled announcement/s request, speaker relocation and activation.

h. Preventive Maintenance Service

1. HARDWARE

- 1.1. General cleaning of Voice Alarm and Public Address System, Peripheral Equipment, components;
- 1.2. Monthly inventory of the total number of active and functioning speakers and equipment;
- 1.3. Checking, testing and repair of all installed speakers which are subdivided into zones and check for cross connection per zone;
- 1.4. Testing and troubleshooting problems of all zones output from panel board, volume controls and output;
- 1.5. Testing and basic troubleshooting problems of power supply for normal operations and all speakers' functionality, visibility, and audibility;
- 1.6. Verify, check and correct labeling of wires of the Voice Alarm and Public Address System panel termination;
- 1.7. Checking of all zones interconnecting screws in the panel board;
- 1.8. Tracing the layout cable for damaged speaker cable per zone;
- 1.9. Checking and Troubleshooting problem of all routers switch relays, cables for speakers and panel board, and main system controller connections;
- 1.10. Internal testing and troubleshooting problem of equipment, amplifiers and call stations;
- 1.11. Put proper insulation on open wiring; and
- 1.12. Check, test and troubleshoot problems with the call button.

2. SOFTWARE

- 2.1. configuration of software system and integration of newly installed zones to existing Voice Alarm and Public Address System;
- 2.2. Checking and testing of the physical condition of main controllers' amplifiers;
- 2.3. Checking and troubleshooting of Voice Alarm and Public Address System alarms indicated in the main controller;
- 2.4. Testing and troubleshooting problems of all zones output for paging and background music;
- 2.5. Adjustment of loudspeaker volume output power level depending on user's preference; and
- 2.6. Reprogram of Voice Alarm and Public Address System controller of all zones and routers.

i. Coverage of the repair and rehabilitation works will be the following:

Unit	Item Description	QTY
Pcs.	Ceiling Speaker	76
Pcs.	Defective Ceiling Speaker	3
	Flush Mount Ceiling Speaker Key Features: <i>Integrated with a resin panel and speaker frame, the ceiling mount speakers with a metal grille attached. They feature spring clamp mechanism for easy speaker mounting to the ceiling. The input impedance can be easily changed by changing the tap position of the transformer.</i>	
	<ul style="list-style-type: none"> • Spring clamp mechanism for easy speaker mounting to the ceiling • 15 W, 8" Double cone-type • High Cost Performance • PP Resin, SECC punching net 	
	Rated Output -15 W	
	Rated Impedance - 100 V Line: 670 Ω (15 W), 1 kΩ (10 W), 2 kΩ (5 W), 3.3 kΩ (3 W) 70 V Line: 330 Ω (15 W), 670 Ω (7.5 W), 1 kΩ (5 W), 2 kΩ (2.5 W), 3.3 kΩ (1.5 W)	
	Sensitivity 96 dB (Pink Noise 500 Hz- 5 kHz / 1W, 1m)	
	Frequency Response -65 Hz - 20 kHz (at 20 dB below peak SPL)	
	Speaker Component -20 cm (8") double cone-type	
	Dimensions for Fixing Hole -Mounting hole: Ø 250 ± 5mm (Ø 9.84" ± 0.2") Ceiling thickness 5 - 25 mm (0.2 - 1.98")	
	Input Connector -Push-In Connector (Bridging and branch connection possible)	
	Speaker Mounting Method - Spring Clamp	
	Finish Panel: Polypropylene resin, traffic-white (RAL 9016 or equivalent color) Grille: Surface-treated Steel Plate Net, traffic-white (RAL 9016 or equivalent color), paint	
	Dimensions -Ø 280 x 90 (D) mm (Ø 11.02" x 3.54")	
	Weight -960 g (2.12 lb) 970 g (2.14 lb)	
	Accessory Paper -pattern x 1	
Pcs.	Outdoor Horn Speaker Outdoor horn speaker Key Features: <i>A compact, highly intelligible speaker suited to public address announcement applications. Its external speaker component is finished with powder coating,</i>	2


	Power Source 220 - 240 V AC, or 24 - 30 V DC	
	Rated Output -240 W	
	Power Consumption - 238 W (EN60065), 520 W (AC operation at rated output), 15 A (DC operation at rated output)	
	Frequency Response - 50 - 20,000 Hz (± 3 dB)	
	Power Consumption - 238 W (EN60065), 520 W (AC operation at rated output), 15 A (DC operation at rated output)	
	Distortion Under - 1% at 1 kHz, 1/3 rated power	
	Signal to Noise Ratio -Over 60 dB	
	Input Line in: 0 dB*, 10 k Ω , balanced, screw terminal 100 V line in: 40 dB*, 330 k Ω , unbalanced, screw terminal Power remote control: Make contact	
	Output Loop out: -0 dB*, 10 k Ω , balanced, screw terminal Speaker out: Balanced (floating) High impedance: 42 Ω (100 V), 21 Ω (70 V) Low impedance: 4 Ω (31 V)	
	Tone Control Bass: ± 10 dB at 100 Hz Treble: ± 10 dB at 10 kHz	
	Indicator -Power, signal, peak	
	Ventilation - Fan cooling	
	Finish Panel: ABS resin, black Case: Steel plate, black	
	Dimensions -420 (W) x 100.9 (H) x 351.3 (D) mm (16.54 x 3.97" x 13.83")	
	Weight - 13.2 kg (29.1 lb)	
Set.	Remote Microphone ✓	1
	REMOTE MICROPHONE Key Features:	
	<i>The Remote Microphone connects to the system to facilitate emergency (3) and general broadcast announcements.</i>	
	<ul style="list-style-type: none"> • 11 function keys, 10 freely assignable • Zone, group and all-call paging, and activating pre-recorded messages • Extraordinary clarity and freedom from distortion by built-in compression circuit • Up to 4 RM-200M per system management amplifier • Up to 800 m total cable length 	
	Power Sourc -24 V DC (operating range: 14 - 28 V DC) Power input jack: Non-polarity type	


	and stainless steel bracket and screws ensure the unit's weatherproof capability	
	<ul style="list-style-type: none"> • Very rugged speaker with durable construction ensures long-term, reliable operation • High-quality sound • High SPL • Easy impedance selection through switch • High impedance 100 V line • Shock-resistant oval horn 	
	Rated Input -30 W	
	Rated Input Rated Impedance- 100 V line: 330 Ω (30 W), 670Ω (15 W), 1 kΩ (10 W), 2 kΩ (5 W) 70 V line: 170 Ω (30 W), 330 Ω (15 W), 670 Ω (7.5 W), 1 kΩ (5 W), 2 kΩ (2.5 W)	
	Sound Pressure Level- 113 dB (1 W, 1 m at 500 Hz to 2.5 kHz peak level)	
	Sound Pressure Level Frequency Response -250 Hz - 10 kHz	
	Polarity -Hot: Black, Com: White	
	Dust/Water Protection- IP65	
	Operating Temperature -20 °C to +55 °C (-4 °F to 131 °F) (must be free from dew condensation)	
	Finish -Horn flare: Aluminum, off-white, powder coating Reflector horn and rear cover: ABS resin, off-white Bracket, screws and bolts: Stainless steel Speaker cable: Polyvinyl chloride insulated cabtyre cable (6 mm in diameter, 600 mm in length)	
	Dimensions -285 (W) x 227 (H) x 277 (D) mm	
	Weight - 2 kg	
	Optional Accessories - Swivel bracket: YS-151S (Can be used instead of the supplied bracket.	
✓Set.	Booster Amplifier ✓	1
	BOOSTER AMPLIFIER Key Features:	
	<ul style="list-style-type: none"> • 240 W output power- The power amplifier featuring high-cost performance suit for paging applications in schools, churches, offices and retail stores. • 100 V line input allows connection to speaker output of A-2000 series amplifiers • Remote power control allows operation independently from A-2000 series amplifiers • Emergency bypass of master volume • 2U high 	

	Usable power input plug (*2): Outer diameter ø5.5 mm, inner diameter ø2.1 mm, length 9.5 mm	
	Current Consumption- 100 mA or less	
	Audio Output- 0 dB (*1), 600 Ω, balanced	
	Distortion- 1% or less	
	Frequency Response- 100 Hz – 20 kHz	
	Signal to Noise Ratio- 60 dB or more	
	Microphone- Unidirectional electret condenser microphone	
	Number of Function Keys- 13, Emergency key (covered), Talk key	
	Emergency Broadcast (*3) Activation of Emergency Broadcast (pre-recorded announcement or live microphone announcement) by Emergency Broadcast Switch	
	Volume Control- Microphone volume control	
	Connection Cable and Connector- Category 5 Shielded Twisted-Pair straight cable, RJ45 connector	
	Finish- ABS resin, blueish gray (PANTONE 538 or its equivalent)	
	Dimensions- 190 (W) x 76.5 (H) x 215 (D) mm (7.48" x 3.01" x 8.46") (Gooseneck microphone excluded)	
	Weight- 750 g	
	Included Accessories- Link Cable (3m)	
	(*2) Use the AC adapter AD-246 or equivalent (*3) Connecting VM-2000 only	
Set.	240W System Managing Amp ✓	1
	240W SYSTEM MANAGING AMP Key Features: A multifunctional amplifier that can be mounted in an EIA-Standard equipment rack (3-unit size). The unit comes with 4 audio inputs including the background music input, and the speaker output section which has an internal attenuator and 5-zone selector. It permits not only general-purpose broadcast, but also Emergency Broadcast based on the EN60849 Standard which gives pre-recorded voice instructions (optional) Remote Microphone as well as from the amplifier, and can be remotely controlled from external equipment. In addition, for 100 V/42Ω application the unit	

<p>200M's: Up to 4 Twisted-pair straight cable (TIA/EIA-568A standard)</p>	
<p>Inputs -1 - 3: -60 dB (*3) (MIC)/-10 dB (*3) (LINE) (changeable), 600 Ω, electronically balanced (*4), combined XLR connector (female)/phone jack (Only Input 1 is additionally equipped with DIN connector (*5).)</p> <p>Telephone Paging Input: Push-in terminal block (*6).</p> <p>Voice sound: -10 dB(*3), 10 kΩ, electronically-balanced input with shield terminal(*4)</p> <p>Control: No-voltage make contact input, open voltage: 3.3 V DC, short-circuit current: under 1 mA</p> <p>BGM 1 -2: -20 dB (*3), 10 kΩ, RCA pin jack, monaural (internally mixed)</p> <p>Power amplifier input: 0 dB (*3), 10 kΩ,, RCA pin jack</p> <p>External speaker line input: 100 V line, for All-Zone broadcast (This input is selected when the "Unit's broadcast cutoff" control is activated)</p>	
<p>Output- Speaker output: Plug-in screw connector (*7)</p> <p>5-zone selector with attenuator (all zones simultaneously selectable)</p> <p>Direct speaker line output: Direct output from the power amplifier output transformer (attenuator bypassed), Plug-in screw connector (*7)</p> <p>Line output: 0 dB (*3), 10 kΩ, RCA pin jack</p> <p>Recording output: 0 dB (*3), 10 kΩ, RCA pin jack</p> <p>Preamplifier output: 0 dB (*3), 10 kΩ, RCA pin jack</p>	
<p>Control Input- No-voltage make contact input, open voltage: 3.3 V DC, short-circuit current: 1 mA or less</p>	
<p>Control Input and Output</p> <p>"D-sub connector (25-pin, female)</p> <p>Input: No-voltage make contact input, open voltage: 3.3 V DC, short-circuit current: 1 mA or less</p> <p>Output: Open collector output, withstand voltage: 30 V DC, control current: 10 mA or less</p> <p>(1) External control input</p> <p>Activation of messages *8</p> <p>Activation of power</p> <p>Activation and stop of Emergency Broadcast</p>	

	<p>Unit's broadcast cutoff (when activated by an external emergency equipment)</p> <p>(2) Status output</p> <p>Irregularity of communications with the Remote Microphone and an expansion amplifier</p> <p>AC power condition</p> <p>DC power condition</p> <p>Irregularity of the sound source of the Voice Announcement Board</p> <p>Failure (FAULT) indication on Power switch on"</p>	
	<p>External Attenuator Control Output</p> <p>Plug-in screw connector (*7), relay, no-voltage make contact output, transfer type, withstand voltage:</p> <p>30 V DC, 125V AC, contact current: 7 A (DC) or less, 7 A (AC) or less</p>	
	<p>Surveillance Input and Output (*9)</p> <p>D-sub connector (25-pin, female)</p> <p>Input: No-voltage make contact input, open voltage: 3.3 V DC, short-circuit current: 1 mA or less</p> <p>Output: Open collector output, withstand voltage: 30 V DC, control current: 10 mA or less</p>	
	<p>Power Supply-24 V DC/0.1 A, for supplying power to an optional Amplifier Control Unit RU-2001/-2002, push-in terminal block (*6)</p>	
	<p>Chime Tones- Built-in chime: 2-tone chime/2-tone chime (fast repeat)/4-tone chime (Up)/Single-tone chime/ 4-tone chime (Up & Down)/off</p> <p>Voice Announcement Board sound source: Pre-recorded chime (*8)</p>	
	<p>Function-Two units stacking (VM-2120 or VM-2240)</p> <p>Emergency broadcast (sequential control)</p> <p>Broadcast priority control</p> <p>Surveillance (failure detection) function (*9)</p> <p>Power supply to only one Remote Microphone (RM-200M)</p> <p>Line resistance: 40 Ω (one way) or less</p>	
	<p>Operating Temperature-0 °C to +40 °C (32 °F to 104 °F)</p>	
	<p>Finish-Panel: ABS resin, dark gray (PANTONE 447C or its equivalent), paint</p> <p>Case: Steel plate, dark gray (PANTONE 446C or its equivalent), paint</p>	
	<p>Dimensions-419 (W) x 143.3 (H) x 355.7 (D) mm (16.5" x 5.64" x 14")</p>	
	<p>Weight-14.5 kg (31.97 lb)</p>	

	<p>Included Accessories-Power cable (2 m (6.56 ft) x 1, Name label x 1, Volume cover x 4, Miniature type time-lag fuse T3.15 A x 1</p>	
	<p>Optional Accessories-Rack mounting bracket: MB-36 Input transformer: IT-450 Voice announcement board: EV-200M Surveillance board: SV-200MA</p>	
	<p>(*4) Can be transformer-balanced with the addition of an optional IT-450 input transformer. (*5) For connection of the Paging Microphone PM-660D with a remote control switch (*6) Usable cable diameter: AWG26 - AWG20, 0.5 m² (*7) Usable cable diameter: AWG24 - AWG12, 2.5 m² (*8) An optional EV-200M Voice Announcement Board is required. The chime sound source must be pre-recorded into a CF (CompactFlash) card to be inserted into the EV-200M Board. (*9) An optional SV-200MA Surveillance Board is required.</p>	
Set.	Media Player 	1
	<p>MEDIA PLAYER Key Features- media player with digital processing FM radio tuner. It has the capability to store up to 30 receiving channels, each of which can be recalled by one-touch operation. The unit have a MP3 USB, SD Card MP3 playable. The MD-200 can be mounted on an EIA equipment rack.</p>	
	<ul style="list-style-type: none"> • 1U 19" rack type media player • Plays USB, SD/MMC Card, FM Radio <p>TOA MD-200 is a media player with digital processing FM radio tuner. It has the capability to store up to 30 receiving channels, each of which can be recalled by one-touch operation. The unit have a MP3 USB, SD Card MP3 playable. The MD-200 can be mounted on an EIA equipment rack.</p> <ul style="list-style-type: none"> • 3 stereo output terminals (Tuner Out, Priority Out, USB/SD Out) • FM Radio with 30 preset stations and Sleep Timer • Backlight • Remote Control 	
	Power Source - 220 - 240 V AC, 50/60 Hz	
	Power Consumption -15 W	

	Receiving Frequency -87.5 - 108 MHz (50 kHz step)	
	Frequency Response -20 - 20 kHz, 1/+ 3 dB	
	Audio Input - FM 75 Ω antenna terminals USB port for memory stick (up to 32 GB, Type file: MP3) SD/MMC card slot (up to 32 GB, Type file: MP3)	
	Channels of Memory - 30 Channels in total for FM broadcasts	
	Indicator - 2 LCD Display light blue, 2 LED Indicator light green	
	Operating Temperature - 0 °C to +40 °C	
	Operating Humidity - 25 % to 85 % (must be free from dew condensation)	
	Finish - Front panel: Steel plate, black	
	Case : Steel plate, black	
	Dimensions - 482 (W) \times 44 (H) \times 186 (D) mm	
	Weight -2.6 kg	
	Included Accessories - AC Power Cord 1CE, AC Power Cord 4CE, FM Radio Antenna, Remote Control	
Set.	Voice Announcement Board 	1
	VOICE ANNOUNCEMENT BOARD Key Features - Playback-only Voice Announcing board to play back the messages recorded on designed built in the series amplifiers and system	
	<ul style="list-style-type: none"> • Up to 8 messages, can be used for alert & evacuation, general messages or music • Includes compact memory flash card • Single source playback • Distortion: under 0.3 % (44.1 kHz, recording method: extremely high) 	
	Power Source -24 V DC, 0.2 A	
	Frequency Response -20 Hz – 20 kHz (44.1 kHz sampling)	
	Power Consumption – 5W	
	Distortion - Under 0.3% (44.1 kHz, recording method: Extremely High)	
	Audio Output - 0 db*	
	Playback Mode -Single source playback	
	Number of Playback Program - 8 Programs	
	Operating Temperature - 0 – 50°C	
	Operating Humidity - Under 90% (no condensation)	
	Dimensions - 120 (w) \times 18.6 (h) \times 121 (d) mm	
	Weight -120 g	

Other End-User

Requirements

Ex. Warranty, photos of the product and other end-user requirements

OTHER CONDITIONS

- a. The Service Provider represents and warrants that it can perform its obligations and undertakings according to the terms and conditions of this project, and hereby agrees and warrants that it shall faithfully observe and comply therewith.
- b. The Service provider shall furnish tools, equipment, spare parts (software and hardware) and cleaning supplies to carry out their duties and responsibilities without any additional cost to MARINA.
- c. All the software and hardware for the installation of automatic voice alarm and public address, components, spare parts, and consumables to be supplied by the Service Provider must have the approval of MARINA before use/installation.
- d. The components, software and hardware to be install must be technically ready for future interconnection with the other alarm system of the building.
- e. All work and services provided in this project are to be performed during normal working hours on Saturdays and on regular working days. The MARINA may request or schedule the services in writing, for work outside such times at no extra cost if it affects the operations at the MARINA Central Office Building. All works and services are not required to be carried out on public holidays except when the MARINA finds it necessary in its operation.
- f. MARINA shall have the sole option to cancel/terminate the contract at any time for violation of any of the terms and conditions thereof and/or, if in its judgment, the service it has rendered is substandard and/or unsatisfactory;
- g. The Contractor nor the MARINA will not allow any third party to do any repair work or replace any part or component of the subject equipment without written consent/approval of both parties.

MARINA REQUIREMENTS


Prospective bidders shall acquire/submit the following requirements/documents together with the quotation:

- a. The company has a minimum of one (1) year of experience in the Public Address System maintenance and repair industry. (Photocopy of the contract entered by and between the bidder and previous or existing client to be submitted to MARINA)
- b. Service Provider must submit one (1) Client Satisfaction Rating as proof of satisfactorily providing a similar service with another government agency or private entity within one (1) year preceding the submission of the quotation. (Certification on Satisfaction Rating issued by a previous or existing client to be submitted to MARINA); and

	<p>c. The Service Provider shall have a physical office/branch in Metro Manila and available line of communication.</p> <p>WARRANTY</p> <p>The Service Provider shall guarantee the work done and the supplied materials to be free from defects for a period of one (1) year reckoned from the turnover of the project. The form of warranty shall be in accordance with the provisions in Section 62 of the Revised Implementing Rules and Regulations (IRR) of R.A. 9184.</p>
<p>Delivery Terms/ Service Schedule <i>(to be determined by the End-User)</i></p>	<p>The term of the Service Agreement will be for the period of twelve (12) months, commencing from the receipt of the Notice to Proceed.</p> <p>Extension Clause – Except to the extent as otherwise provided in the contract, and subject to the provision of Republic Act (RA) 9184 and its 2016 Implementing Rules and Regulations (IRR). The parties shall extend the contract on a month-to-month basis under the same applicable terms and conditions up to the scope of services and quality of works, in the event that no new contract is awarded after the expiration of the current contract.</p> <p>All regular services will be conducted during regular working hours, Monday to Friday from 8:00 a.m. to 5:00 p.m., and, whenever necessary, on Saturdays and Holidays, with no extra cost to MARINA.</p>
<p>Payment Terms <i>(Government terms 15-30 CD)</i></p>	<ol style="list-style-type: none"> 1. Send bill arrangement; 2. Monthly Service Reports on the Preventive Maintenance and repair services of the PA system complete with findings, recommendations, parts, and equipment repaired or replaced duly signed by a MARINA authorized representative. 3. Within twenty (20) calendar days upon receipt of billing invoice/statement of account; 4. Payment shall be made through the list of due and demandable accounts payable with advice debit account (LDDAP-ADA); and 5. The supplier shall provide the bank account wherein payment will be credited preferably LandBank of the Philippines account, otherwise, bank charges shall be borne by the supplier. 6.
<p>Documentary Requirements <i>(per RA9184)</i></p>	<ol style="list-style-type: none"> 1. PhilGEPS Registration 2. Mayor's Permit/ Business Permit 3. Income Tax Return 4. Notarized Omnibus Sworn Statement <ol style="list-style-type: none"> a. To attach duly notarized Special Power of Attorney (If representing the owner of a sole proprietorship). b. To attach duly notarized Secretary's Certificate, Board/Partnership Resolution, or Special Power of Attorney, whichever is applicable if representing a

	Partnership, Corporation, Cooperative, or Joint venture).
Note: Prospective suppliers must comply with all of the above requirements to become eligible with the said procurement project.	

Prepared by:



VIEN CONSTANTINE C. MESINA
Chief, General Services Division
Management, Financial and Administrative Service

Approved by:



ATTY. MARIVIC S. RAMOS
Director IV,
Management, Financial and Administrative Service