


QUARTERLY PHYSICAL REPORT OF OPERATION
Consolidated Per Office as of 31 December 2025


Department: Department of Transportation
Appropriations: Current Year Appropriations
Agency: Maritime Industry Authority (MARINA)

Particulars		Physical Targets					Physical Accomplishments					Variance as of 31 December 2025	REMARKS/ COMMENTS
		1st Quarter	2nd Quarter	3rd Quarter	4th Quarter	Total	1st Quarter	2nd Quarter	3rd Quarter	4th Quarter	Total		
1	2	3	4	5	6	7=(3+4+5+6)	8	9	10	11	12=(8+9+10+11)		
OO1 : Global competitiveness of maritime industry enhanced													
MARITIME INDUSTRY PROMOTION AND DEVELOPMENT PROGRAM													
Outcome Indicator(s)													
1. % increase in the number of operating ships [*Baseline: 19,901 Target % Increase = 10% or 1,990] *baseline is the 2018 Fleet Inventory of all merchant ships [AGENCY TOTAL]	%	2.5%	2.5%	2.5%	2.5%	10%	4%	5%	3%	3%	14%	4%	
	Nominal Value	502	500	494	494	1,990	724	975	548	605	2,852	862	
Output Indicator(s)													
1) No. of policies formulated, updated, issued and disseminated [AGENCY TOTAL]		2	2	2	2	8	1	2	4	1	8	1	
OO2 : Accessibility, safety and efficiency of maritime transport services improved													
MARITIME INDUSTRY REGULATORY AND SUPERVISION PROGRAM													
Outcome Indicator(s)													
1) % of clients who rate the frontline services as satisfactory or better [AGENCY TOTAL]	%	70%	70%	70%	70%	70%	97%	97%	97%	98%	130%		
	Nominal Value						81,468	107,407	76,474	98,019	363,116		
2) % increase in the number of Filipino seafarers certified as meeting the international standards.) [AGENCY TOTAL]	%	3.0%	3.0%	3.0%	3.0%	12%	2%	15%	12%	3%	32%		
	Nominal Value	1,865	1,865	1,865	1,864	7,459	949	9,359	7,586	1,898	19,793		
Output Indicator(s)													
1) % of applications received are acted upon within the standard processing time [AGENCY TOTAL]	%	100%	100%	100%	100%	100%	100%	100%	100%	100%	100%		
	Nominal Value						253,489	260,213	279,880	235,352	1,028,934		
2) % of complaints/reports of violations received are acted upon within the standard processing time : [AGENCY TOTAL]	%	100%	100%	100%	100%	100%	100%	100%	100%	100%	100%		
	Nominal Value						201	161	198	159	709		


Prepared by:


PRECILA C. JARA
Director II
Planning and Policy Service

In coordination with:


DR. JOSEPH VICTOR S. GENERATO
Director II
Management Information System Service (MISS)

Approved by:


SONIA B. MALALUAN
Administrator
Maritime Industry Authority