

STATEMENT OF APPROPRIATIONS, ALLOTMENTS, OBLIGATIONS, DISBURSEMENTS AND BALANCES  
As at the Quarter Ending December 31, 2025

Department : Department of Transportation (DOT)  
Agency/Entity : Maritime Industry Authority (MARMA)  
Region : ALL  
Division : ALL  
Operating Unit : ALL  
Fund Cluster : 01 - Regular Agency Fund

X	Current Year Appropriations
	Supplemental Appropriations
	Continuing Appropriations

(e.g. UACS Fund Cluster: 01-Regular Agency Fund, 02-Foreign Assisted Projects Fund, 03-Special Account-Locally Funded/Domestic Grants Fund, and 04-Special Account-Foreign Assisted/Foreign Grants Fund)

Particulars	UACS CODE	Appropriations		Allotments		Current Year Obligations										Current Year Disbursements				Balances				
		Authorized Appropriations	Adjustments (Transfer To/From, Modifications/ Appropriations)	Adjusted Appropriations	Adjustments Received	Adjustments (Reductions, Modifications/ Appropriations)	Transfer To	Transfer From	Adjusted Total Allotments	1st Quarter Ending March 31	2nd Quarter Ending June 30	3rd Quarter Ending September 30	4th Quarter Ending December 31	Total	1st Quarter Ending March 31	2nd Quarter Ending June 30	3rd Quarter Ending September 30	4th Quarter Ending December 31	Total	Unreleased Appropriations	Unobligated Appropriations	Unpaid Obligations (19-20/21-24)		
		1	2	3	4	5	6	7	8	9	10	11	12	13	14	15	16	17	18	19	20	21	22	23
<b>1 Agency Specific Budget</b>		1,313,032,000.00	0.00	1,313,032,000.00	1,288,878,000.00	0.00	(34,753,944.77)	84,753,944.77	1,288,878,000.00	886,896,794.12	230,877,832.98	267,886,915.11	330,282,418.90	1,238,605,791.11	220,148,818.83	293,386,287.28	290,721,864.16	328,230,418.88	1,222,886,871.21	84,684,000.00	28,774,388.89	37,811,328.31	68,080,838.89	
General Administration and Support		210,828,000.00	0.00	210,828,000.00	216,328,000.00	0.00	(163,963.90)	163,963.90	216,328,000.00	91,858,838.88	49,098,864.77	63,828,377.87	48,484,838.88	210,139,337.41	80,788,414.24	45,191,447.79	60,338,295.71	48,842,879.08	191,931,133.82	0.00	788,882.59	8,185,881.53	10,023,842.98	
General Management and Supervision	1000010000100	204,004,000.00	0.00	204,004,000.00	204,004,000.00	0.00	0.00	0.00	204,004,000.00	91,808,838.88	47,172,421.81	59,871,818.42	48,287,538.58	203,534,418.78	43,287,284.93	48,070,837.28	48,229,875.77	188,328,212.20	0.00	488,884.21	8,185,881.53	10,023,842.98		
PS		77,148,000.00	0.00	77,148,000.00	77,148,000.00	0.00	0.00	0.00	77,148,000.00	26,412,086.11	18,880,845.42	17,868,781.18	18,213,880.29	77,148,000.00	28,199,002.42	18,888,887.78	18,224,707.03	77,107,848.24	0.00	0.00	0.00	37,483.28	0.00	
MOOE		126,856,000.00	0.00	126,856,000.00	126,856,000.00	0.00	0.00	0.00	126,856,000.00	26,196,738.77	28,811,876.49	41,712,822.24	29,887,878.28	126,856,000.00	24,708,317.17	27,908,887.73	30,006,288.74	106,218,888.48	0.00	488,884.21	8,185,108.27	10,023,842.98		
Administration of Personnel Benefits	1000010000200	8,824,000.00	0.00	8,824,000.00	8,824,000.00	0.00	(163,963.90)	163,963.90	8,824,000.00	0.00	1,824,182.86	4,287,788.48	413,003.31	8,824,000.00	0.00	1,824,182.86	4,287,788.48	413,003.31	6,804,821.82	0.00	218,078.38	0.00	0.00	
PS		8,824,000.00	0.00	8,824,000.00	8,824,000.00	0.00	(163,963.90)	163,963.90	8,824,000.00	0.00	1,824,182.86	4,287,788.48	413,003.31	8,824,000.00	0.00	1,824,182.86	4,287,788.48	413,003.31	6,804,821.82	0.00	218,078.38	0.00	0.00	
MOOE		0.00	0.00	0.00	0.00	0.00	0.00	0.00	0.00	0.00	0.00	0.00	0.00	0.00	0.00	0.00	0.00	0.00	0.00	0.00	0.00	0.00	0.00	0.00
Sub-total, General Administration and Support		210,828,000.00	0.00	210,828,000.00	210,828,000.00	0.00	(163,963.90)	163,963.90	210,828,000.00	91,808,838.88	49,098,864.77	63,828,377.87	48,484,838.88	210,139,337.41	80,788,414.24	45,191,447.79	60,338,295.71	48,842,879.08	191,931,133.82	0.00	788,882.59	8,185,881.53	10,023,842.98	
PS		84,088,000.00	0.00	84,088,000.00	84,088,000.00	0.00	(163,963.90)	163,963.90	84,088,000.00	26,412,086.11	20,484,708.28	22,238,588.63	18,026,560.60	83,749,851.82	28,199,002.42	20,483,130.82	22,432,877.88	18,827,707.34	83,713,889.38	0.00	218,078.38	37,483.28	0.00	
MOOE		126,856,000.00	0.00	126,856,000.00	126,856,000.00	0.00	0.00	0.00	126,856,000.00	26,196,738.77	28,811,876.49	41,712,822.24	29,887,878.28	126,389,415.78	25,989,411.82	24,708,317.17	27,908,887.73	30,006,288.74	106,218,888.48	0.00	488,884.21	8,185,108.27	10,023,842.98	
FinEx		0.00	0.00	0.00	0.00	0.00	0.00	0.00	0.00	0.00	0.00	0.00	0.00	0.00	0.00	0.00	0.00	0.00	0.00	0.00	0.00	0.00	0.00	
OO		0.00	0.00	0.00	0.00	0.00	0.00	0.00	0.00	0.00	0.00	0.00	0.00	0.00	0.00	0.00	0.00	0.00	0.00	0.00	0.00	0.00	0.00	
Support to Operations		223,411,000.00	0.00	223,411,000.00	223,411,000.00	0.00	0.00	0.00	223,411,000.00	134,808,222.84	6,717,883.18	8,871,118.87	61,188,270.18	208,196,485.18	12,804,888.08	84,328,374.80	22,028,111.28	48,143,488.84	148,301,810.70	0.00	18,214,804.88	17,811,427.87	48,283,988.18	
Implementation of the Management Information System	3000010000100	223,411,000.00	0.00	223,411,000.00	223,411,000.00	0.00	0.00	0.00	223,411,000.00	134,808,222.84	6,717,883.18	8,871,118.87	61,188,270.18	208,196,485.18	12,804,888.08	84,328,374.80	22,028,111.28	48,143,488.84	148,301,810.70	0.00	18,214,804.88	17,811,427.87	48,283,988.18	
PS		10,889,000.00	14,318,000.00	24,908,000.00	10,889,000.00	14,318,000.00	0.00	0.00	24,908,000.00	2,830,221.84	2,483,248.81	2,888,888.84	18,728,880.31	24,908,000.00	2,793,821.84	2,488,884.33	2,884,027.38	18,788,818.87	24,908,000.00	0.00	0.00	0.00	0.00	
MOOE		122,283,000.00	(14,318,000.00)	107,877,000.00	122,283,000.00	(14,318,000.00)	0.00	0.00	107,877,000.00	63,738,074.20	4,088,884.88	2,278,448.43	34,870,183.87	94,741,382.18	10,011,024.44	8,130,882.17	10,284,188.82	18,248,281.17	41,844,813.70	0.00	13,238,717.88	16,791,427.87	37,305,340.18	
CO		90,828,000.00	0.00	90,828,000.00	90,828,000.00	0.00	0.00	0.00	90,828,000.00	78,038,827.30	308,070.00	800,000.00	8,788,218.00	88,848,213.00	0.00	88,728,378.00	8,888,828.00	14,128,891.00	78,177,887.00	0.00	1,878,787.00	1,820,000.00	7,878,218.00	
Sub-total, Support to Operations		223,411,000.00	0.00	223,411,000.00	223,411,000.00	0.00	0.00	0.00	223,411,000.00	134,808,222.84	6,717,883.18	8,871,118.87	61,188,270.18	208,196,485.18	12,804,888.08	84,328,374.80	22,028,111.28	48,143,488.84	148,301,810.70	0.00	18,214,804.88	17,811,427.87	48,283,988.18	
PS		10,889,000.00	14,318,000.00	24,908,000.00	10,889,000.00	14,318,000.00	0.00	0.00	24,908,000.00	2,830,221.84	2,483,248.81	2,888,888.84	18,728,880.31	24,908,000.00	2,793,821.84	2,488,884.33	2,884,027.38	18,788,818.87	24,908,000.00	0.00	0.00	0.00	0.00	
MOOE		122,283,000.00	(14,318,000.00)	107,877,000.00	122,283,000.00	(14,318,000.00)	0.00	0.00	107,877,000.00	63,738,074.20	4,088,884.88	2,278,448.43	34,870,183.87	94,741,382.18	10,011,024.44	8,130,882.17	10,284,188.82	18,248,281.17	41,844,813.70	0.00	13,238,717.88	16,791,427.87	37,305,340.18	
FinEx		0.00	0.00	0.00	0.00	0.00	0.00	0.00	0.00	0.00	0.00	0.00	0.00	0.00	0.00	0.00	0.00	0.00	0.00	0.00	0.00	0.00	0.00	
OO		0.00	0.00	0.00	0.00	0.00	0.00	0.00	0.00	0.00	0.00	0.00	0.00	0.00	0.00	0.00	0.00	0.00	0.00	0.00	0.00	0.00	0.00	
Operations		878,883,000.00	0.00	878,883,000.00	824,038,000.00	0.00	(34,889,884.87)	84,889,884.87	824,038,000.00	213,478,708.40	178,123,188.08	198,076,418.27	223,888,810.83	810,387,888.98	158,883,248.30	183,878,488.08	208,388,488.17	238,483,873.83	788,280,808.68	84,884,000.00	13,711,101.48	11,214,340.11	13,780,811.51	
OO - Global competitiveness of maritime industry enhanced		31,878,000.00	0.00	31,878,000.00	31,878,000.00	0.00	0.00	0.00	31,878,000.00	2,888,488.87	3,131,828.88	17,737,877.82	8,098,088.83	31,804,208.88	2,838,588.87	3,141,181.18	3,888,388.04	12,844,021.18	27,388,888.22	0.00	271,788.32	300,484.48	4,014,820.00	
NAUTICAL INDUSTRY PROMOTION AND DEVELOPMENT PROGRAM		31,878,000.00	0.00	31,878,000.00	31,878,000.00	0.00	0.00	0.00	31,878,000.00	2,888,488.87	3,131,828.88	17,737,877.82	8,098,088.83	31,804,208.88	2,838,588.87	3,141,181.18	3,888,388.04	12,844,021.18	27,388,888.22	0.00	271,788.32	300,484.48	4,014,820.00	
Furnishing of planes, prizes and programs for the promotion and development of the maritime industry	31010010000100	31,878,000.00	0.00	31,878,000.00	31,878,000.00	0.00	0.00	0.00	31,878,000.00	2,888,488.87	3,131,828.88	17,737,877.82	8,098,088.83	31,804,208.88	2,838,588.87	3,141,181.18	3,888,388.04	12,844,021.18	27,388,888.22	0.00	271,788.32	300,484.48	4,014,820.00	
PS		14,887,000.00	0.00	14,887,000.00	14,887,000.00	0.00	0.00	0.00	14,887,000.00	2,488,832.88	2,888,171.83	2,193,884.78	7,481,448.70	14,887,000.00	2,438,432.88	2,888,724.02	2,310,803.28	7,484,240.70	14,887,000.00	0.00	0.00	0.00	0.00	
MOOE		17,179,000.00	0.00	17,179,000.00	17,179,000.00	0.00	0.00	0.00	17,179,000.00	209,888.88	678,671.13	15,844,422.84	87,287,833	18,887,000.88	209,888.88	678,671.13	6,287,728.78	8,488,780.48	13,882,888.22	0.00	271,788.32	300,484.48	4,014,820.00	
OO - Accessibility, safety and efficiency of maritime transport systems (trained)		848,817,000.00	0.00	848,817,000.00	792,160,000.00	0.00	(34,889,884.87)	84,889,884.87	792,160,000.00	210,813,208.83	171,881,327.38	180,338,438.88	218,820,810.30	778,883,884.87	153,848,948.83	180,734,283.84	199,790,071.13	223,489,883.77	787,811,237.47	1,887,228,000.00	13,488,308.13	12,813,848.88	8,778,811.51	
SEAFARERS' WELFARE PROGRAM		848,817,000.00	0.00	848,817,000.00	792,160,000.00	0.00	(34,889,884.87)	84,889,884.87	792,160,000.00	210,813,208.83	171,881,327.38	180,338,438.88	218,820,810.30	778,883,884.87	153,848,948.83	180,734,283.84	199,790							





STATEMENT OF APPROPRIATIONS, ALLOTMENTS, OBLIGATIONS, DISBURSEMENTS AND BALANCES  
As at the Quarter Ending December 31, 2026

Department : Department of Transportation (DOT)  
Agency/Entity/Marine Industry Authority (MARINA)  
Region : ALL  
Division : ALL  
Operating Unit : ALL  
01 - Regular Agency Fund

	Current Year Appropriations
	Supplemental Appropriations
X	Continuing Appropriations

(e.g. UACS Fund Cluster: 01-Regular Agency Fund, 02-Foreign Assisted Projects Fund, 03-Special Account-Locally Funded/Domestic Grants Fund, and 04-Special Account-Foreign Assisted/Foreign Grants Fund)


Particulars	UACS CODE	Appropriations				Allotments				Current Year Obligations					Current Year Disbursements					Balances					
		Authorized Appropriations	Adjustments (Transfer To/From, Modifications/ Augmentations)	Adjusted Appropriations	SARO	Allotments Received		Adjustments (Reductions, Modifications/ Augmentations)	Transfer To	Transfer From	Adjusted Total Allotments	1st Quarter Ending March 31	2nd Quarter Ending June 30	3rd Quarter Ending September 30	4th Quarter Ending December 31	TOTAL	1st Quarter Ending March 31	2nd Quarter Ending June 30	3rd Quarter Ending September 30	4th Quarter Ending December 31	TOTAL	"Used Fund"		Unpaid Obligations (18)-(24)-(25)	
						Unobligated	Obligated															Unobligated Appropriations	Unobligated Allotments	Due and Demandable	Not Yet Due and Demandable
1	2	3	4	5	6	7	8	9	10	11=(6)-(7)-(8)-9	12	13	14	15	16=(12+13+14+15)	17	18	19	20	21=(17+18+19+20)	22=(3-1)	23=(11-15)	24	25	
I. Continuing Appropriations		0.00	0.00	0.00	0.00	3,862,385.83	0.00	0.00	0.00	3,862,385.83	3,055,386.19	184,000.00	0.00	44,000.00	3,283,386.19	1,007,177.24	1,071,448.96	0.00	340,833.88	3,219,359.19	0.00	389,135.48	44,000.00	0.00	
Unobligated Allotment		0.00	0.00	0.00	0.00	3,862,385.83	0.00	0.00	0.00	3,862,385.83	3,055,386.19	184,000.00	0.00	44,000.00	3,283,386.19	1,007,177.24	1,071,448.96	0.00	340,833.88	3,219,359.19	0.00	389,135.48	44,000.00	0.00	
I. Agency Specific Budget		0.00	0.00	0.00	0.00	3,862,385.83	0.00	0.00	0.00	3,862,385.83	3,055,386.19	184,000.00	0.00	44,000.00	3,283,386.19	1,007,177.24	1,071,448.96	0.00	340,833.88	3,219,359.19	0.00	389,135.48	44,000.00	0.00	
General Administration and Support		0.00	0.00	0.00	0.00	384,825.15	0.00	0.00	0.00	384,825.15	256,893.68	24,000.00	0.00	44,000.00	324,893.68	106,378.72	24,000.00	0.00	150,314.28	280,893.68	0.00	62,331.17	44,000.00	0.00	
General Management and Supervision	10000100001000	0.00	0.00	0.00	0.00	384,825.15	0.00	0.00	0.00	384,825.15	256,893.68	24,000.00	0.00	44,000.00	324,893.68	106,378.72	24,000.00	0.00	150,314.28	280,893.68	0.00	62,331.17	44,000.00	0.00	
MOOE		0.00	0.00	0.00	0.00	384,825.15	0.00	0.00	0.00	384,825.15	256,893.68	24,000.00	0.00	44,000.00	324,893.68	106,378.72	24,000.00	0.00	150,314.28	280,893.68	0.00	62,331.17	44,000.00	0.00	
<b>Sub-total, General Administration and Support</b>		<b>0.00</b>	<b>0.00</b>	<b>0.00</b>	<b>0.00</b>	<b>384,825.15</b>	<b>0.00</b>	<b>0.00</b>	<b>0.00</b>	<b>384,825.15</b>	<b>256,893.68</b>	<b>24,000.00</b>	<b>0.00</b>	<b>44,000.00</b>	<b>324,893.68</b>	<b>106,378.72</b>	<b>24,000.00</b>	<b>0.00</b>	<b>150,314.28</b>	<b>280,893.68</b>	<b>0.00</b>	<b>62,331.17</b>	<b>44,000.00</b>	<b>0.00</b>	
FB		0.00	0.00	0.00	0.00	0.00	0.00	0.00	0.00	0.00	0.00	0.00	0.00	0.00	0.00	0.00	0.00	0.00	0.00	0.00	0.00	0.00	0.00	0.00	0.00
MOOE		0.00	0.00	0.00	0.00	0.00	0.00	0.00	0.00	0.00	0.00	0.00	0.00	0.00	0.00	0.00	0.00	0.00	0.00	0.00	0.00	0.00	0.00	0.00	0.00
FinEx		0.00	0.00	0.00	0.00	0.00	0.00	0.00	0.00	0.00	0.00	0.00	0.00	0.00	0.00	0.00	0.00	0.00	0.00	0.00	0.00	0.00	0.00	0.00	0.00
OO		0.00	0.00	0.00	0.00	0.00	0.00	0.00	0.00	0.00	0.00	0.00	0.00	0.00	0.00	0.00	0.00	0.00	0.00	0.00	0.00	0.00	0.00	0.00	0.00
Support to Operations		0.00	0.00	0.00	0.00	481,510.44	0.00	0.00	0.00	481,510.44	140,000.00	0.00	0.00	0.00	140,000.00	0.00	0.00	0.00	140,000.00	140,000.00	0.00	321,510.44	0.00	0.00	
Implementation of the Management Information System	20000100001000	0.00	0.00	0.00	0.00	481,510.44	0.00	0.00	0.00	481,510.44	140,000.00	0.00	0.00	0.00	140,000.00	0.00	0.00	0.00	140,000.00	140,000.00	0.00	321,510.44	0.00	0.00	
MOOE		0.00	0.00	0.00	0.00	3,000.44	0.00	0.00	0.00	3,000.44	0.00	0.00	0.00	0.00	0.00	0.00	0.00	0.00	0.00	0.00	0.00	3,000.44	0.00	0.00	
OO		0.00	0.00	0.00	0.00	458,430.00	0.00	0.00	0.00	458,430.00	140,000.00	0.00	0.00	0.00	140,000.00	0.00	0.00	0.00	140,000.00	140,000.00	0.00	318,430.00	0.00	0.00	
<b>Sub-total, Support to Operations</b>		<b>0.00</b>	<b>0.00</b>	<b>0.00</b>	<b>0.00</b>	<b>481,510.44</b>	<b>0.00</b>	<b>0.00</b>	<b>0.00</b>	<b>481,510.44</b>	<b>140,000.00</b>	<b>0.00</b>	<b>0.00</b>	<b>0.00</b>	<b>140,000.00</b>	<b>0.00</b>	<b>0.00</b>	<b>0.00</b>	<b>140,000.00</b>	<b>140,000.00</b>	<b>0.00</b>	<b>321,510.44</b>	<b>0.00</b>	<b>0.00</b>	
FB		0.00	0.00	0.00	0.00	0.00	0.00	0.00	0.00	0.00	0.00	0.00	0.00	0.00	0.00	0.00	0.00	0.00	0.00	0.00	0.00	0.00	0.00	0.00	0.00
MOOE		0.00	0.00	0.00	0.00	0.00	0.00	0.00	0.00	0.00	0.00	0.00	0.00	0.00	0.00	0.00	0.00	0.00	0.00	0.00	0.00	0.00	0.00	0.00	0.00
FinEx		0.00	0.00	0.00	0.00	0.00	0.00	0.00	0.00	0.00	0.00	0.00	0.00	0.00	0.00	0.00	0.00	0.00	0.00	0.00	0.00	0.00	0.00	0.00	0.00
OO		0.00	0.00	0.00	0.00	458,430.00	0.00	0.00	0.00	458,430.00	140,000.00	0.00	0.00	0.00	140,000.00	0.00	0.00	0.00	140,000.00	140,000.00	0.00	318,430.00	0.00	0.00	
Operations		0.00	0.00	0.00	0.00	2,815,980.98	0.00	0.00	0.00	2,815,980.98	2,798,586.21	0.00	0.00	0.00	2,798,586.21	903,787.82	1,847,448.96	0.00	50,318.73	2,798,586.21	0.00	13,138.85	0.00	0.00	
OO Global competitiveness of maritime industry enhanced MARITIME INDUSTRY PROMOTION AND DEVELOPMENT PROGRAM		0.00	0.00	0.00	0.00	4,254.20	0.00	0.00	0.00	4,254.20	0.00	0.00	0.00	0.00	0.00	0.00	0.00	0.00	0.00	0.00	0.00	4,254.20	0.00	0.00	
Formulation of policies, projects and programs for the promotion and development of the maritime industry	31010100001000	0.00	0.00	0.00	0.00	4,254.20	0.00	0.00	0.00	4,254.20	0.00	0.00	0.00	0.00	0.00	0.00	0.00	0.00	0.00	0.00	0.00	4,254.20	0.00	0.00	
MOOE		0.00	0.00	0.00	0.00	4,254.20	0.00	0.00	0.00	4,254.20	0.00	0.00	0.00	0.00	0.00	0.00	0.00	0.00	0.00	0.00	0.00	4,254.20	0.00	0.00	
OO Assessability, safety and efficiency of maritime transport services increased MARITIME INDUSTRY REGULATORY AND SUPERVISION PROGRAM		0.00	0.00	0.00	0.00	2,811,705.88	0.00	0.00	0.00	2,811,705.88	2,798,586.21	0.00	0.00	0.00	2,798,586.21	903,787.82	1,847,448.96	0.00	50,318.73	2,798,586.21	0.00	13,138.85	0.00	0.00	
Regulation and provision of authority for ships and equipments, certification and documentation for seafarers, accreditation of training programs, lobby and other maritime enterprises	32010100001000	0.00	0.00	0.00	0.00	2,811,705.88	0.00	0.00	0.00	2,811,705.88	2,798,586.21	0.00	0.00	0.00	2,798,586.21	903,787.82	1,847,448.96	0.00	50,318.73	2,798,586.21	0.00	13,138.85	0.00	0.00	
MOOE		0.00	0.00	0.00	0.00	2,811,705.88	0.00	0.00	0.00	2,811,705.88	2,798,586.21	0.00	0.00	0.00	2,798,586.21	903,787.82	1,847,448.96	0.00	50,318.73	2,798,586.21	0.00	13,138.85	0.00	0.00	
Monitoring and enforcement of maritime laws and regulations	33010100002000	0.00	0.00	0.00	0.00	38.85	0.00	0.00	0.00	38.85	0.00	0.00	0.00	0.00	0.00	0.00	0.00	0.00	0.00	0.00	0.00	38.85	0.00	0.00	
MOOE		0.00	0.00	0.00	0.00	38.85	0.00	0.00	0.00	38.85	0.00	0.00	0.00	0.00	0.00	0.00	0.00	0.00	0.00	0.00	0.00	38.85	0.00	0.00	


Department : Department of Transportation (DOT)  
 Agency/Entity: Maritime Industry Authority (MARINA)  
 Region : ALL  
 Division : ALL  
 Operating Unit : ALL  
 01 - Regular Agency Fund


	Current Year Appropriations
	Supplemental Appropriations
X	Continuing Appropriations

in: e.g. UACS Fund Cluster: 01-Regular Agency Fund, 02-Foreign Assisted Projects Fund, 03-Special Account-Locally Funded Domestic Grants Fund, and 04-Special Account-Foreign Assisted Foreign Grants Fund

Particulars	UACS CODE	Appropriations			Allotments					Current Year Obligations					Current Year Disbursements					Balances				
		Authorized Appropriations	Adjustments (Transfer To/From, Modifications/Supplementations)	Adjusted Appropriations	Allotments Received		Adjustments (Reductions, Modifications/Supplementations)	Transfer To	Transfer From	Adjusted Total Allotments	1st Quarter Ending March 31	2nd Quarter Ending June 30	3rd Quarter Ending September 30	4th Quarter Ending December 31	TOTAL	1st Quarter Ending March 31	2nd Quarter Ending June 30	3rd Quarter Ending September 30	4th Quarter Ending December 31	TOTAL	"Unused Fund"		Unpaid Obligations (10-21)(24+25)	
					SARG	Unobligated															Unreleased Appropriations 22=(5-1)	Unobligated Allotments 23=(11-9)	Due and Demandable 24	Not Yet Due and Demandable 25
1	2	3	4	5=(3+4)	6	7	8	9	10	11=(8+7)-(9+8)	12	13	14	15	16=(12+13+14+15)	17	18	19	20	21=(17+18+19+20)	22=(5-1)	23=(11-9)	24	25
<b>Sub-total, Operations</b>		0.00	0.00	0.00	0.00	2,815,950.06	0.00	0.00	0.00	2,815,950.06	2,798,588.21	0.00	0.00	0.00	2,798,588.21	905,797.52	1,847,448.96	0.00	98,342.73	2,798,588.21	0.00	17,389.85	0.00	0.00
PF		0.00	0.00	0.00	0.00	0.00	0.00	0.00	0.00	0.00	0.00	0.00	0.00	0.00	0.00	0.00	0.00	0.00	0.00	0.00	0.00	0.00	0.00	0.00
MOOE		0.00	0.00	0.00	0.00	2,815,950.06	0.00	0.00	0.00	2,815,950.06	2,798,588.21	0.00	0.00	0.00	2,798,588.21	905,797.52	1,847,448.96	0.00	98,342.73	2,798,588.21	0.00	17,389.85	0.00	0.00
FinEx		0.00	0.00	0.00	0.00	0.00	0.00	0.00	0.00	0.00	0.00	0.00	0.00	0.00	0.00	0.00	0.00	0.00	0.00	0.00	0.00	0.00	0.00	0.00
OO		0.00	0.00	0.00	0.00	0.00	0.00	0.00	0.00	0.00	0.00	0.00	0.00	0.00	0.00	0.00	0.00	0.00	0.00	0.00	0.00	0.00	0.00	0.00
<b>Sub-total, I. Agency Specific Budget</b>		0.00	0.00	0.00	0.00	3,862,385.85	0.00	0.00	0.00	3,862,385.85	3,895,280.19	164,000.00	0.00	44,000.00	3,963,280.19	1,007,177.34	1,871,448.96	0.00	340,533.89	3,219,260.19	0.00	288,135.48	44,000.00	0.00
PF		0.00	0.00	0.00	0.00	0.00	0.00	0.00	0.00	0.00	0.00	0.00	0.00	0.00	0.00	0.00	0.00	0.00	0.00	0.00	0.00	0.00	0.00	0.00
MOOE		0.00	0.00	0.00	0.00	3,203,878.85	0.00	0.00	0.00	3,203,878.85	3,088,280.19	24,000.00	0.00	44,000.00	3,136,280.19	1,007,177.34	1,871,448.96	0.00	305,633.86	3,079,260.19	0.00	80,716.44	44,000.00	0.00
FinEx		0.00	0.00	0.00	0.00	0.00	0.00	0.00	0.00	0.00	0.00	0.00	0.00	0.00	0.00	0.00	0.00	0.00	0.00	0.00	0.00	0.00	0.00	0.00
OO		0.00	0.00	0.00	0.00	658,430.00	0.00	0.00	0.00	658,430.00	0.00	140,000.00	0.00	0.00	140,000.00	0.00	0.00	0.00	0.00	140,000.00	0.00	318,430.00	0.00	0.00
<b>GRAND TOTAL</b>		0.00	0.00	0.00	0.00	3,862,385.85	0.00	0.00	0.00	3,862,385.85	3,895,280.19	164,000.00	0.00	44,000.00	3,963,280.19	1,007,177.34	1,871,448.96	0.00	340,533.89	3,219,260.19	0.00	288,135.48	44,000.00	0.00
PF		0.00	0.00	0.00	0.00	0.00	0.00	0.00	0.00	0.00	0.00	0.00	0.00	0.00	0.00	0.00	0.00	0.00	0.00	0.00	0.00	0.00	0.00	0.00
MOOE		0.00	0.00	0.00	0.00	3,203,878.85	0.00	0.00	0.00	3,203,878.85	3,088,280.19	24,000.00	0.00	44,000.00	3,136,280.19	1,007,177.34	1,871,448.96	0.00	305,633.86	3,079,260.19	0.00	80,716.44	44,000.00	0.00
FINEX		0.00	0.00	0.00	0.00	0.00	0.00	0.00	0.00	0.00	0.00	0.00	0.00	0.00	0.00	0.00	0.00	0.00	0.00	0.00	0.00	0.00	0.00	0.00
OO		0.00	0.00	0.00	0.00	658,430.00	0.00	0.00	0.00	658,430.00	0.00	140,000.00	0.00	0.00	140,000.00	0.00	0.00	0.00	0.00	140,000.00	0.00	318,430.00	0.00	0.00
<b>Recapitulation by OO:</b>																								
<b>Unobligated Allotment</b>		0.00	0.00	0.00	0.00	2,815,950.06	0.00	0.00	0.00	2,815,950.06	2,798,588.21	0.00	0.00	0.00	2,798,588.21	905,797.52	1,847,448.96	0.00	98,342.73	2,798,588.21	0.00	17,389.85	0.00	0.00
MARITIME INDUSTRY PROMOTION AND DEVELOPMENT PROGRAM		0.00	0.00	0.00	0.00	4,254.00	0.00	0.00	0.00	4,254.00	0.00	0.00	0.00	0.00	0.00	0.00	0.00	0.00	0.00	0.00	0.00	4,254.00	0.00	0.00
MARITIME INDUSTRY REGULATORY AND SUPERVISION PROGRAM		0.00	0.00	0.00	0.00	2,811,705.86	0.00	0.00	0.00	2,811,705.86	2,798,588.21	0.00	0.00	0.00	2,798,588.21	900,767.52	1,847,448.96	0.00	98,319.73	2,798,588.21	0.00	13,139.85	0.00	0.00

**Certified Correct:**  
  
 IAN HENRY V. RAMIREZ  
 Chief, Budget Division  
 Date: 26 JAN 2026

**Certified Correct:**  
  
 EDEN Z. EVANGELISTA  
 Chief Accountant  
 Date:

**Recommending Approval:**  
  
 Atty. HARRVIC A. RAMOS  
 Director II, MRA  
 Date:

**Approved By:**  
  
 SONIA B. MALALUAN  
 Administrator  
 Date:



**SUMMARY OF APPROPRIATIONS, ALLOTMENTS, OBLIGATIONS, DISBURSEMENTS AND BALANCES BY OBJECT OF EXPENDITURES**  
As at the Quarter Ending December 31, 2025

Department : Department of Transportation (DOT)  
Agency/Entity : Maritime Industry Authority (MARINA)  
Region : ALL  
Division : ALL  
Operating Unit : ALL  
Fund Cluster : 01 - Regular Agency Fund

X	Current Year Appropriations
	Supplemental Appropriations
	Continuing Appropriations

(e.g. UACS Fund Cluster: 01-Regular Agency Fund, 02-Foreign Assisted Projects Fund, 03-Special Account-Locally Funded/Concessional Grants Fund, and 04-Special Account-Foreign Assisted/Foreign Grants Fund)

Particulars	UACS CODE	Appropriations		Adjustments		Current Year Obligations											Current Year Disbursements				Balances					
		Authorized Appropriations	Adjusted Appropriations (Transfer (To/From, Reallocations, Adjustments))	Adjustments (Reallocations, Reallocations, Adjustments)	Transfer To	Transfer From	Adjusted Total Adjustments	1st Quarter Ending March 31	2nd Quarter Ending June 30	3rd Quarter Ending September 30	4th Quarter Ending December 31	Total	1st Quarter Ending March 31	2nd Quarter Ending June 30	3rd Quarter Ending September 30	4th Quarter Ending December 31	Total	Unvenc'd Appropriations	Unobligated Amounts	Unpaid Obligations Due and Accrued	Unpaid Obligations 12/31/25					
<b>I. Agency Specific Budget</b>		<b>1,313,032,000.00</b>	<b>0.00</b>	<b>1,313,032,000.00</b>	<b>1,359,378,000.00</b>	<b>0.00</b>	<b>(44,733,848.77)</b>	<b>94,783,848.77</b>	<b>1,359,378,000.00</b>	<b>999,886,794.12</b>	<b>330,897,833.86</b>	<b>287,898,913.11</b>	<b>300,282,419.80</b>	<b>1,238,805,791.11</b>	<b>230,148,918.82</b>	<b>293,988,297.38</b>	<b>290,721,866.16</b>	<b>330,330,419.38</b>	<b>1,132,481,271.21</b>	<b>64,864,000.00</b>	<b>56,774,369.89</b>	<b>57,911,233.31</b>	<b>49,898,856.89</b>			
<b>Personnel Services</b>		<b>490,880,000.00</b>	<b>39,000,000.00</b>	<b>529,880,000.00</b>	<b>490,880,000.00</b>	<b>39,000,000.00</b>	<b>(39,844,824.89)</b>	<b>39,844,824.89</b>	<b>529,880,000.00</b>	<b>126,374,890.39</b>	<b>133,098,011.84</b>	<b>113,879,509.79</b>	<b>191,083,001.48</b>	<b>828,322,838.42</b>	<b>134,804,887.89</b>	<b>132,891,178.92</b>	<b>114,481,859.39</b>	<b>190,882,876.48</b>	<b>822,291,891.23</b>	<b>0.00</b>	<b>332,490.28</b>	<b>960,829.58</b>	<b>0.00</b>			
<b>Salaries and Wages</b>		<b>391,896,000.00</b>	<b>(19,963,940.33)</b>	<b>371,932,059.67</b>	<b>361,886,000.00</b>	<b>(10,046,059.67)</b>	<b>(1,064,096.88)</b>	<b>1,064,096.88</b>	<b>371,932,059.67</b>	<b>93,076,236.48</b>	<b>93,076,236.48</b>	<b>71,218,917.00</b>	<b>91,824,744.22</b>	<b>78,909,226.21</b>	<b>331,724,223.89</b>	<b>82,644,369.48</b>	<b>70,896,472.04</b>	<b>91,331,369.21</b>	<b>78,442,469.41</b>	<b>331,954,877.11</b>	<b>0.00</b>	<b>6,898.78</b>	<b>68,848.78</b>	<b>0.00</b>		
Salaries and Wages - Regular	5010101000	391,896,000.00	(19,963,940.33)	371,932,059.67	361,886,000.00	(10,046,059.67)	(1,064,096.88)	1,064,096.88	371,932,059.67	93,076,236.48	93,076,236.48	71,218,917.00	91,824,744.22	78,909,226.21	331,724,223.89	82,644,369.48	70,896,472.04	91,331,369.21	78,442,469.41	331,954,877.11	0.00	6,898.78	68,848.78	0.00		
Basic Salary - Overtime	5010101001	391,896,000.00	(19,963,940.33)	371,932,059.67	361,886,000.00	(10,046,059.67)	(1,064,096.88)	1,064,096.88	371,932,059.67	93,076,236.48	93,076,236.48	71,218,917.00	91,824,744.22	78,909,226.21	331,724,223.89	82,644,369.48	70,896,472.04	91,331,369.21	78,442,469.41	331,954,877.11	0.00	6,898.78	68,848.78	0.00		
<b>Other Compensation</b>		<b>126,137,000.00</b>	<b>29,871,334.87</b>	<b>156,008,334.87</b>	<b>129,000,000.00</b>	<b>26,987,334.87</b>	<b>(1,803,000.00)</b>	<b>1,803,000.00</b>	<b>156,008,334.87</b>	<b>44,749,791.48</b>	<b>44,749,791.48</b>	<b>44,749,791.48</b>	<b>10,464,067.58</b>	<b>10,464,067.58</b>	<b>10,464,067.58</b>	<b>10,464,067.58</b>	<b>10,464,067.58</b>	<b>10,464,067.58</b>	<b>10,464,067.58</b>	<b>10,464,067.58</b>	<b>10,464,067.58</b>	<b>10,464,067.58</b>	<b>10,464,067.58</b>	<b>10,464,067.58</b>	<b>10,464,067.58</b>	<b>10,464,067.58</b>
Personal Economic Relief Allowance (PERA)	5010201000	18,912,000.00	(1,856,248.01)	17,055,751.99	18,912,000.00	(1,856,248.01)	(2,000.00)	2,000.00	17,055,751.99	3,883,727.21	3,883,727.21	3,883,727.21	3,883,727.21	3,883,727.21	3,883,727.21	3,883,727.21	3,883,727.21	3,883,727.21	3,883,727.21	3,883,727.21	3,883,727.21	3,883,727.21	3,883,727.21	3,883,727.21	3,883,727.21	3,883,727.21
PERA - Overtime	5010201001	18,912,000.00	(1,856,248.01)	17,055,751.99	18,912,000.00	(1,856,248.01)	(2,000.00)	2,000.00	17,055,751.99	3,883,727.21	3,883,727.21	3,883,727.21	3,883,727.21	3,883,727.21	3,883,727.21	3,883,727.21	3,883,727.21	3,883,727.21	3,883,727.21	3,883,727.21	3,883,727.21	3,883,727.21	3,883,727.21	3,883,727.21	3,883,727.21	3,883,727.21
Representation Allowance (RA)	5010202000	6,192,000.00	1,307,875.00	7,499,875.00	6,192,000.00	1,307,875.00	0.00	0.00	7,499,875.00	1,736,125.00	1,736,125.00	1,736,125.00	1,736,125.00	1,736,125.00	1,736,125.00	1,736,125.00	1,736,125.00	1,736,125.00	1,736,125.00	1,736,125.00	1,736,125.00	1,736,125.00	1,736,125.00	1,736,125.00	1,736,125.00	1,736,125.00
Representation Allowance (TA)	5010203000	6,192,000.00	(1,228,375.00)	4,963,625.00	6,192,000.00	(1,228,375.00)	0.00	0.00	4,963,625.00	1,180,000.00	1,180,000.00	1,180,000.00	1,180,000.00	1,180,000.00	1,180,000.00	1,180,000.00	1,180,000.00	1,180,000.00	1,180,000.00	1,180,000.00	1,180,000.00	1,180,000.00	1,180,000.00	1,180,000.00	1,180,000.00	
Transportation Allowance (TA)	5010203001	6,192,000.00	(1,228,375.00)	4,963,625.00	6,192,000.00	(1,228,375.00)	0.00	0.00	4,963,625.00	1,180,000.00	1,180,000.00	1,180,000.00	1,180,000.00	1,180,000.00	1,180,000.00	1,180,000.00	1,180,000.00	1,180,000.00	1,180,000.00	1,180,000.00	1,180,000.00	1,180,000.00	1,180,000.00	1,180,000.00	1,180,000.00	
Cost of Living Allowance	5010204000	4,841,000.00	14,873.58	4,855,873.58	4,841,000.00	14,873.58	0.00	0.00	4,855,873.58	4,501,000.00	4,501,000.00	4,501,000.00	4,501,000.00	4,501,000.00	4,501,000.00	4,501,000.00	4,501,000.00	4,501,000.00	4,501,000.00	4,501,000.00	4,501,000.00	4,501,000.00	4,501,000.00	4,501,000.00	4,501,000.00	4,501,000.00
Cost of Living Allowance - Overtime	5010204001	4,841,000.00	14,873.58	4,855,873.58	4,841,000.00	14,873.58	0.00	0.00	4,855,873.58	4,501,000.00	4,501,000.00	4,501,000.00	4,501,000.00	4,501,000.00	4,501,000.00	4,501,000.00	4,501,000.00	4,501,000.00	4,501,000.00	4,501,000.00	4,501,000.00	4,501,000.00	4,501,000.00	4,501,000.00	4,501,000.00	4,501,000.00
Honoraria	5010210000	21,848,000.00	778,822.78	22,626,822.78	21,848,000.00	778,822.78	0.00	0.00	22,626,822.78	4,837,308.88	6,079,207.73	6,443,544.17	5,363,788.22	22,723,822.78	4,837,308.88	6,079,207.73	6,443,544.17	5,363,788.22	22,723,822.78	4,837,308.88	6,079,207.73	6,443,544.17	5,363,788.22	22,723,822.78	4,837,308.88	
Honoraria - Overtime	5010210001	21,848,000.00	778,822.78	22,626,822.78	21,848,000.00	778,822.78	0.00	0.00	22,626,822.78	4,837,308.88	6,079,207.73	6,443,544.17	5,363,788.22	22,723,822.78	4,837,308.88	6,079,207.73	6,443,544.17	5,363,788.22	22,723,822.78	4,837,308.88	6,079,207.73	6,443,544.17	5,363,788.22	22,723,822.78	4,837,308.88	
Overtime and Night Pay	5010213000	0.00	1,304,085.28	1,304,085.28	0.00	1,304,085.28	0.00	0.00	1,304,085.28	302,009.81	214,447.48	626,151.02	362,498.69	1,304,085.28	302,009.81	214,447.48	626,151.02	362,498.69	1,304,085.28	302,009.81	214,447.48	626,151.02	362,498.69	1,304,085.28	302,009.81	
Overtime Pay	5010213001	0.00	1,304,085.28	1,304,085.28	0.00	1,304,085.28	0.00	0.00	1,304,085.28	302,009.81	214,447.48	626,151.02	362,498.69	1,304,085.28	302,009.81	214,447.48	626,151.02	362,498.69	1,304,085.28	302,009.81	214,447.48	626,151.02	362,498.69	1,304,085.28	302,009.81	
Year End Bonus	5010214000	28,311,400.00	3,388,220.80	31,699,620.80	28,311,400.00	3,388,220.80	0.00	0.00	31,699,620.80	54,066.00	0.00	0.00	32,612,195.80	32,698,220.80	0.00	0.00	32,612,195.80	32,698,220.80	0.00	0.00	0.00	0.00	0.00	0.00	0.00	
Bonus - Overtime	5010214001	28,311,400.00	3,388,220.80	31,699,620.80	28,311,400.00	3,388,220.80	0.00	0.00	31,699,620.80	54,066.00	0.00	0.00	32,612,195.80	32,698,220.80	0.00	0.00	32,612,195.80	32,698,220.80	0.00	0.00	0.00	0.00	0.00	0.00	0.00	
Cash GR	5010215000	3,318,000.00	(1,800.00)	3,319,800.00	3,318,000.00	(1,800.00)	0.00	0.00	3,319,800.00	0.00	0.00	0.00	3,311,000.00	3,311,000.00	0.00	0.00	3,311,000.00	3,311,000.00	0.00	0.00	0.00	0.00	0.00	0.00		
Cash GR - Overtime	5010215001	3,318,000.00	(1,800.00)	3,319,800.00	3,318,000.00	(1,800.00)	0.00	0.00	3,319,800.00	0.00	0.00	0.00	3,311,000.00	3,311,000.00	0.00	0.00	3,311,000.00	3,311,000.00	0.00	0.00	0.00	0.00	0.00	0.00		
Mid-Year Bonus - Overtime	5010216000	28,311,000.00	2,318,710.00	31,629,710.00	28,311,000.00	2,318,710.00	0.00	0.00	31,629,710.00	7,386.00	31,622,324.00	0.00	0.00	31,629,710.00	7,386.00	31,622,324.00	0.00	0.00	31,629,710.00	7,386.00	31,622,324.00	0.00	0.00	0.00		
Mid-Year Bonus - Overtime	5010216001	28,311,000.00	2,318,710.00	31,629,710.00	28,311,000.00	2,318,710.00	0.00	0.00	31,629,710.00	7,386.00	31,622,324.00	0.00	0.00	31,629,710.00	7,386.00	31,622,324.00	0.00	0.00	31,629,710.00	7,386.00	31,622,324.00	0.00	0.00	0.00		
Other Bonuses and Allowances	5010260000	3,318,000.00	22,167,070.00	25,485,070.00	3,318,000.00	22,167,070.00	(1,501,000.00)	1,501,000.00	25,485,070.00	3,778,000.00	634,482.00	0.00	21,088,808.00	26,491,070.00	3,778,000.00	634,482.00	0.00	21,088,808.00	26,491,070.00	0.00	1,500.00	0.00	0.00	0.00		
Collective Negotiation Agreement Incentive - Overtime	5010260011	0.00	18,887,000.00	18,887,000.00	0.00	18,887,000.00	(1,501,000.00)	1,501,000.00	18,887,000.00	0.00	0.00	0.00	18,887,000.00	18,887,000.00	0.00	0.00	18,887,000.00	18,887,000.00	0.00	0.00	0.00	0.00	0.00			
Productivity Enhancement Incentive - Overtime	5010260012	3,318,000.00	(2,154,359.00)	1,163,641.00	3,318,000.00	(2,154,359.00)	0.00	0.00	1,163,641.00	0.00	0.00	0.00	0.00	1,163,641.00	0.00	0.00	1,163,641.00	1,163,641.00	0.00	0.00	0.00	0.00	0.00			
Mid-Year Bonus - Overtime	5010266000	0.00	896,070.00	896,070.00	0.00	896,070.00	0.00	0.00	896,070.00	0.00	896,070.00	0.00	896,070.00	896,070.00	0.00	0.00	896,070.00	896,070.00								



Department : Department of Transportation (DOT)  
 Agency/Entity : Maritime Industry Authority (MARINA)  
 Region : ALL  
 Division : ALL  
 Operating Unit : ALL  
 Fund Cluster : 01 - Regular Agency Fund

X Current Year Appropriations  
 Supplemental Appropriations  
 Continuing Appropriations

(e.g. UACS Fund Cluster: 01-Regular Agency Fund, 02-Foreign Assisted Projects Fund, 03-Special Account-Locally Funded/Consent/ Grants Fund, and 04-Special Account-Foreign Assisted/Foreign Grants Fund)


Particulars	UACS CODE	Appropriations										Current Year Obligations										Current Year Disbursements					Balances																																																																																																																																																																																																																																																																																																																																																																																																																																																																																																																																																																																																																																																																																																																																																																																																																																																																																																																																																																																																																																																																																																																																																																																																																																																																																																																																																																																																																																																																																																																																																																																																																																																																																																																																																																																																																																																																																																																																																																																					
		Authorized Appropriations		Adjustments (Transfer To/From, Multi-Fund/ Appropriations)		Adjusted Appropriations		Advances Received		Adjustments (Production, Multi-Fund/ Appropriations)		Transfer To		Transfer From		Adjusted Total Allocations		1st Quarter Ending March 31		2nd Quarter Ending June 30		3rd Quarter Ending September 30		4th Quarter Ending December 31		Total		1st Quarter Ending March 31		2nd Quarter Ending June 30		3rd Quarter Ending September 30		4th Quarter Ending December 31		Total		Unreleased Appropriations		Unobligated Allocations		Unpaid Obligations (10-29/23-34)																																																																																																																																																																																																																																																																																																																																																																																																																																																																																																																																																																																																																																																																																																																																																																																																																																																																																																																																																																																																																																																																																																																																																																																																																																																																																																																																																																																																																																																																																																																																																																																																																																																																																																																																																																																																																																																																																																																																																																						
		A	B	C	D	E	F	G	H	I	J	K	L	M	N	O	P	Q	R	S	T	U	V	W	X	Y	Z	AA	AB	AC	AD	AE	AF	AG	AH	AI	AJ	AK	AL	AM	AN	AO	AP	AQ	AR	AS	AT	AV	AW	AX	AY	AZ	BA	BB	BC	BD	BE	BF	BG	BH	BI	BJ	BK	BL	BM	BN	BO	BP	BQ	BR	BS	BT	BV	BW	BX	BY	BZ	CA	CB	CC	CD	CE	CF	CG	CH	CI	CJ	CK	CL	CM	CN	CO	CP	CQ	CR	CS	CT	CV	CW	CX	CY	CZ	DA	DB	DC	DD	DE	DF	DG	DH	DI	DJ	DK	DL	DM	DN	DO	DP	DQ	DR	DS	DT	DV	DW	DX	DY	DZ	EA	EB	EC	ED	EE	EF	EG	EH	EI	EJ	EK	EL	EM	EN	EO	EP	EQ	ER	ES	ET	EV	EW	EX	EY	EZ	FA	FB	FC	FD	FE	FF	FG	FH	FI	FJ	FK	FL	FM	FN	FO	FP	FQ	FR	FS	FT	FV	FW	FX	FY	FZ	GA	GB	GC	GD	GE	GF	GG	GH	GI	GJ	GK	GL	GM	GN	GO	GP	GQ	GR	GS	GT	GV	GW	GX	GY	GZ	HA	HB	HC	HD	HE	HF	HG	HH	HI	HJ	HK	HL	HM	HN	HO	HP	HQ	HR	HS	HT	HV	HW	HX	HY	HZ	IA	IB	IC	ID	IE	IF	IG	IH	II	IJ	IK	IL	IM	IN	IO	IP	IQ	IR	IS	IT	IV	IW	IX	IY	IZ	JA	JB	JC	JD	JE	JF	JG	JH	JI	IJ	JK	KL	LM	LN	LO	LP	LQ	LR	LS	LT	LV	LW	LX	LY	LZ	MA	MB	MC	MD	ME	MF	MG	MH	MI	MJ	MK	ML	MM	MN	MO	MP	MQ	MR	MS	MT	MV	MW	MX	MY	MZ	NA	NB	NC	ND	NE	NF	NG	NH	NI	NJ	NK	NL	NM	NN	NO	NP	NQ	NR	NS	NT	NV	NW	NX	NY	NZ	OA	OB	OC	OD	OE	OF	OG	OH	OI	OJ	OK	OL	OM	ON	OO	OP	OQ	OR	OS	OT	OV	OW	OX	OY	OZ	PA	PB	PC	PD	PE	PF	PG	PH	PI	PJ	PK	PL	PM	PN	PO	PP	PQ	PR	PS	PT	PV	PW	PX	PY	PZ	QA	QB	QC	QD	QE	QF	QG	QH	QI	QJ	QK	QL	QM	QN	QO	QP	QQ	QR	QS	QT	QV	QW	QX	QY	QZ	RA	RB	RC	RD	RE	RF	RG	RH	RI	RJ	RK	RL	RM	RN	RO	RP	RQ	RR	RS	RT	RV	RW	RX	RY	RZ	SA	SB	SC	SD	SE	SF	SG	SH	SI	SJ	SK	SL	SM	SN	SO	SP	SQ	SR	SS	ST	SV	SW	SX	SY	SZ	TA	TB	TC	TD	TE	TF	TG	TH	TI	TJ	TK	TL	TM	TN	TO	TP	TQ	TR	TS	TT	TV	TW	TX	TY	TZ	UA	UB	UC	UD	UE	UF	UG	UH	UI	UJ	UK	UL	UM	UN	UO	UP	UQ	UR	US	UT	UV	UW	UX	UY	UZ	VA	VB	VC	VD	VE	VF	VG	VH	VI	VJ	VK	VL	VM	VN	VO	VP	VQ	VR	VS	VT	VV	VW	VX	VY	VZ	WA	WB	WC	WD	WE	WF	WG	WH	WI	WJ	WK	WL	WM	WN	WO	WP	WQ	WR	WS	WT	WV	WW	WX	WY	WZ	XA	XB	XC	XD	XE	XF	XG	XH	XI	XJ	XK	XL	XM	XN	XO	XP	XQ	XR	XS	XT	XV	XW	XX	XY	XZ	YA	YB	YC	YD	YE	YF	YG	YH	YI	YJ	YK	YL	YM	YN	YO	YP	YQ	YR	YS	YT	YV	YW	YX	YZ	ZA	ZB	ZC	ZD	ZE	ZF	ZG	ZH	ZI	ZJ	ZK	ZL	ZM	ZN	ZO	ZP	ZQ	ZR	ZS	ZT	ZV	ZW	ZX	ZY	ZZ	AA	AB	AC	AD	AE	AF	AG	AH	AI	AJ	AK	AL	AM	AN	AO	AP	AQ	AR	AS	AT	AV	AW	AX	AY	AZ	BA	BB	BC	BD	BE	BF	BG	BH	BI	BJ	BK	BL	BM	BN	BO	BP	BQ	BR	BS	BT	BV	BW	BX	BY	BZ	CA	CB	CC	CD	CE	CF	CG	CH	CI	CJ	CK	CL	CM	CN	CO	CP	CQ	CR	CS	CT	CV	CW	CX	CY	CZ	DA	DB	DC	DD	DE	DF	DG	DH	DI	DJ	DK	DL	DM	DN	DO	DP	DQ	DR	DS	DT	DV	DW	DX	DY	DZ	EA	EB	EC	ED	EE	EF	EG	EH	EI	EJ	EK	EL	EM	EN	EO	EP	EQ	ER	ES	ET	EV	EW	EX	EY	EZ	FA	FB	FC	FD	FE	FF	FG	FH	FI	FJ	FK	FL	FM	FN	FO	FP	FQ	FR	FS	FT	FV	FW	FX	FY	FZ	GA	GB	GC	GD	GE	GF	GG	GH	GI	GJ	GK	GL	GM	GN	GO	GP	GQ	GR	GS	GT	GV	GW	GX	GY	GZ	HA	HB	HC	HD	HE	HF	HG	HH	HI	HJ	HK	HL	HM	HN	HO	HP	HQ	HR	HS	HT	HV	HW	HX	HY	HZ	IA	IB	IC	ID	IE	IF	IG	IH	II	IJ	IK	IL	IM	IN	IO	IP	IQ	IR	IS	IT	IV	IW	IX	IY	IZ	JA	JB	JC	JD	JE	JF	JG	JH	JI	IJ	JK	KL	LM	LN	LO	LP	LQ	LR	LS	LT	LV	LW	LX	LY	LZ	MA	MB	MC	MD	ME	MF	MG	MH	MI	MJ	MK	ML	MM	MN	MO	MP	MQ	MR	MS	MT	MV	MW	MX	MY	MZ	NA	NB	NC	ND	NE	NF	NG	NH	NI	NJ	NK	NL	NM	NN	NO	NP	NQ	NR	NS	NT	NV	NW	NX	NY	NZ	OA	OB	OC	OD	OE	OF	OG	OH	OI	OJ	OK	OL	OM	ON	OO	OP	OQ	OR	OS	OT	OV	OW	OX	OY	OZ	PA	PB	PC	PD	PE	PF	PG	PH	PI	PJ	PK	PL	PM	PN	PO	PP	PQ	PR	PS	PT	PV	PW	PX	PY	PZ	QA	QB	QC	QD	QE	QF	QG	QH	QI	QJ	QK	QL	QM	QN	QO	QP	QQ	QR	QS	QT	QV	QW	QX	QY	QZ	RA	RB	RC	RD	RE	RF	RG	RH	RI	RJ	RK	RL	RM	RN	RO	RP	RQ	RR	RS	RT	RV	RW	RX	RY	RZ	SA	SB	SC	SD	SE	SF	SG	SH	SI	SJ	SK	SL	SM	SN	SO	SP	SQ	SR	SS	ST	SV	SW	SX	SY	SZ	TA	TB	TC	TD	TE	TF	TG	TH	TI	TJ	TK	TL	TM	TN	TO	TP	TQ	TR	TS	TT	TV	TW	TX	TY	TZ	UA	UB	UC	UD	UE	UF	UG	UH	UI	UJ	UK	UL	UM	UN	UO	UP	UQ	UR	US	UT	UV	UW	UX	UY	UZ	VA	VB	VC	VD	VE	VF	VG	VH	VI	VJ	VK	VL	VM	VN	VO	VP	VQ	VR	VS	VT	VV	VW	VX	VY	VZ	WA	WB	WC	WD	WE	WF	WG	WH	WI	WJ	WK	WL	WM	WN	WO	WP	WQ	WR	WS	WT	WV	WW	WX	WY	WZ	XA	XB	XC	XD	XE	XF	XG	XH	XI	XJ	XK	XL	XM	XN	XO	XP	XQ	XR	XS	XT	XV	XW	XX	XY	XZ	YA	YB	YC	YD	YE	YF	YG	YH	YI	YJ	YK	YL	YM	YN	YO	YP	YQ	YR	YS	YT	YV	YW	YX	YZ	ZA	ZB	ZC	ZD	ZE	ZF	ZG	ZH	ZI	ZJ	ZK	ZL	ZM	ZN	ZO	ZP	ZQ	ZR	ZS	ZT	ZV	ZW	ZX	ZY	ZZ	AA	AB	AC	AD	AE	AF	AG	AH	AI	AJ	AK	AL	AM	AN	AO	AP	AQ	AR	AS	AT	AV	AW	AX	AY	AZ	BA	BB	BC	BD	BE	BF	BG	BH	BI	BJ	BK	BL	BM	BN	BO	BP	BQ	BR	BS	BT	BV	BW	BX	BY	BZ	CA	CB	CC	CD	CE	CF	CG	CH	CI	CJ	CK	CL	CM	CN	CO	CP	CQ	CR	CS	CT	CV	CW	CX	CY	CZ	DA	DB	DC	DD	DE	DF	DG	DH	DI	DJ	DK	DL	DM	DN	DO	DP	DQ	DR	DS	DT	DV	DW	DX	DY	DZ	EA	EB	EC	ED	EE	EF	EG	EH	EI	EJ	EK	EL	EM	EN	EO	EP	EQ	ER	ES	ET	EV	EW	EX	EY	EZ	FA	FB	FC	FD	FE	FF	FG	FH	FI	FJ	FK	FL	FM	FN	FO	FP	FQ	FR	FS	FT	FV	FW	FX	FY	FZ	GA	GB	GC	GD	GE	GF	GG	GH	GI	GJ	GK	GL	GM	GN	GO	GP	GQ	GR	GS	GT	GV	GW	GX	GY	GZ	HA	HB	HC	HD	HE	HF	HG	HH	HI	HJ	HK	HL	HM	HN	HO	HP	HQ	HR	HS	HT	HV	HW	HX	HY	HZ	IA	IB	IC	ID	IE	IF	IG	IH	II	IJ	IK	IL	IM	IN	IO	IP	IQ	IR	IS	IT	IV	IW	IX	IY	IZ	JA	JB	JC	JD	JE	JF	JG	JH	JI	IJ	JK	KL	LM	LN	LO	LP	LQ	LR	LS	LT	LV	LW	LX	LY	LZ	MA	MB	MC	MD	ME	MF	MG	MH	MI	MJ	MK	ML	MM	MN	MO	MP	MQ	MR	MS	MT	MV	MW	MX	MY	MZ	NA	NB	NC	ND	NE	NF	NG	NH	NI	NJ	NK	NL	NM	NN	NO	NP	NQ	NR	NS	NT	NV	NW	NX	NY	NZ	OA	OB	OC	OD	OE	OF	OG	OH	OI	OJ	OK	OL	OM	ON	OO	OP	OQ	OR	OS	OT	OV	OW	OX	OY	OZ	PA	PB	PC	PD	PE	PF	PG	PH	PI	PJ	PK	PL	PM	PN	PO	PP	PQ	PR	PS	PT	PV	PW	PX	PY	PZ	QA	QB	QC	QD	QE	QF	QG	QH	QI	QJ	QK	QL	QM	QN	QO	QP	QQ	QR	QS	QT	QV	QW	QX	QY	QZ	RA	RB	RC	RD	RE	RF	RG	RH	RI	RJ	RK	RL	RM	RN	RO	RP	RQ	RR	RS	RT	RV	RW	RX	RY	RZ	SA	SB	SC	SD	SE	SF	SG	SH	SI	SJ	SK	SL	SM	SN	SO	SP	SQ	SR	SS	ST	SV	SW	SX	SY	SZ	TA	TB	TC	TD	TE	TF	TG	TH	TI	TJ	TK	TL	TM	TN	TO	TP	TQ	TR	TS	TT	TV	TW	TX	TY	TZ	UA	UB	UC	UD	UE	UF	UG	UH	UI	UJ	UK	UL	UM	UN	UO	UP	UQ	UR	US	UT	UV	UW	UX	UY	UZ	VA	VB	VC	VD	VE	VF	VG	VH	VI	VJ	VK	VL	VM	VN	VO	VP	VQ	VR	VS	VT	VV	VW	VX	VY	VZ	WA	WB	WC	WD	WE	WF	WG	WH	WI	WJ	WK	WL	WM	WN	WO	WP	WQ	WR	WS	WT	WV	WW	WX	WY	WZ	XA	XB	XC	XD	XE	XF	XG	XH	XI	XJ	XK	XL	XM	XN	XO	XP	XQ	XR	XS	XT	XV	XW	XX	XY	XZ	YA	YB	YC	YD	YE	YF	YG	YH	YI	YJ	YK	YL	YM	YN	YO	YP	YQ	YR	YS	YT	YV	YW	YX	YZ	ZA	ZB	ZC	ZD	ZE	ZF	ZG	ZH	ZI	ZJ	ZK	ZL	ZM	ZN	ZO	ZP	ZQ	ZR	ZS	ZT	ZV	ZW	ZX	ZY	ZZ	AA	AB	AC	AD	AE	AF	AG	AH	AI	AJ	AK	AL	AM	AN	AO	AP	AQ	AR	AS	AT	AV	AW	AX	AY	AZ	BA	BB	BC	BD	BE	BF	BG	BH	BI	BJ	BK	BL	BM	BN	BO	BP	BQ	BR	BS	BT	BV	BW	BX	BY	BZ	CA	CB	CC	CD	CE	CF	CG	CH	CI	CJ	CK	CL	CM	CN	CO	CP	CQ	CR	CS	CT	CV	CW	CX	CY	CZ	DA	DB	DC	DD	DE	DF	DG	DH	DI	DJ	DK	DL	DM	DN	DO	DP	DQ	DR	DS	DT	DV	DW	DX	DY	DZ	EA	EB	EC	ED	EE	EF	EG	EH	EI	EJ	EK	EL

Department : Department of Transportation (DOT)  
 Agency/Entity : Maritime Industry Authority (MARINA)  
 Region : ALL  
 Division : ALL  
 Operating Unit : ALL  
 Fund Cluster : 01 - Regular Agency Fund

Current Year Appropriations  
 Supplemental Appropriations  
 Continuing Appropriations

(e.g. UACS Fund Cluster: 01-Regular Agency Fund, 02-Foreign Assisted Projects Fund, 03-Special Account-Locally Funded/Domestic Grants Fund, and 04-Special Account-Foreign Assisted/Foreign Grants Fund)

Particulars	UACS CODE	Appropriations										Current Year Obligations										Balances			
		Authorized Appropriations	Adjustments		Adjustments Received	Adjustments (Reductions, Modifications/ Appropriations)	Transfer To		Adjusted Total	Current Year Obligations				Total	Current Year Disbursements				Unencumbered Appropriations	Unobligated Allotments	Unpaid Obligations (14-09)(20-24)				
			Transfer To/From	Modifications/ Appropriations			1st Quarter Ending March 31	2nd Quarter Ending June 30		3rd Quarter Ending September 30	4th Quarter Ending December 31	1st Quarter Ending March 31	2nd Quarter Ending June 30		3rd Quarter Ending September 30	4th Quarter Ending December 31	Due and Demandable	Not Yet Due and Demandable							
Other Personnel Benefits		0.00	7,817,283.00	7,817,283.00	0.00	7,817,283.00	(3,303,291.38)	3,303,291.38	7,817,283.00	5,485,875.69	1,198,191.38	876,448.29	3,200,843.83	7,817,283.00	3,486,876.80	1,198,191.38	876,448.29	3,040,840.72	7,284,359.89	0.00	0.00	183,003.11	0.00		
Terminal Leave Benefits	801043300	0.00	7,048,248.82	7,048,248.82	0.00	7,048,248.82	(3,303,291.38)	3,303,291.38	7,048,248.82	3,391,803.25	986,818.37	547,182.37	2,200,843.83	7,048,248.82	3,331,803.25	986,818.37	547,182.37	2,040,840.72	6,888,345.71	0.00	0.00	183,003.11	0.00		
Terminal Leave Benefits - Civilian	801043301	0.00	7,048,248.82	7,048,248.82	0.00	7,048,248.82	(3,303,291.38)	3,303,291.38	7,048,248.82	3,391,803.25	986,818.37	547,182.37	2,200,843.83	7,048,248.82	3,331,803.25	986,818.37	547,182.37	2,040,840.72	6,888,345.71	0.00	0.00	183,003.11	0.00		
Other Personnel Benefits	801049000	0.00	488,003.18	488,003.18	0.00	488,003.18	0.00	0.00	488,003.18	148,487.26	188,272.01	128,283.92	0.00	488,003.18	148,487.26	188,272.01	128,283.92	0.00	488,003.18	0.00	0.00	0.00	0.00		
Lump-sum for Step Increments - Length of Service	801049010	0.00	3,000.00	3,000.00	0.00	3,000.00	0.00	0.00	3,000.00	0.00	0.00	0.00	0.00	3,000.00	0.00	0.00	0.00	3,000.00	0.00	0.00	0.00	0.00	0.00		
Lump-sum for Step Increments - Meritorious Performance	801049011	0.00	0.00	0.00	0.00	0.00	0.00	0.00	0.00	0.00	0.00	0.00	0.00	0.00	0.00	0.00	0.00	0.00	0.00	0.00	0.00	0.00	0.00	0.00	
Loyalty Award - Civilian	801049018	0.00	10,000.00	10,000.00	0.00	10,000.00	0.00	0.00	10,000.00	0.00	0.00	0.00	0.00	10,000.00	0.00	0.00	0.00	10,000.00	0.00	0.00	0.00	0.00	0.00	0.00	
Other Personnel Benefits	801049999	0.00	488,003.18	488,003.18	0.00	488,003.18	0.00	0.00	488,003.18	148,487.26	188,272.01	118,283.92	0.00	488,003.18	148,487.26	188,272.01	118,283.92	0.00	488,003.18	0.00	0.00	0.00	0.00	0.00	
<b>GRAND TOTAL</b>		<b>1,388,338,900.00</b>	<b>83,866,338.00</b>	<b>1,472,205,238.00</b>	<b>1,388,338,900.00</b>	<b>77,588,348.00</b>	<b>(88,482,088.82)</b>	<b>88,482,088.82</b>	<b>1,388,347,238.00</b>	<b>421,771,171.86</b>	<b>373,738,383.38</b>	<b>388,488,822.13</b>	<b>373,180,880.80</b>	<b>1,388,117,017.06</b>	<b>341,650,301.11</b>	<b>388,488,220.48</b>	<b>388,348,214.83</b>	<b>376,882,491.43</b>	<b>1,388,384,137.80</b>	<b>64,884,000.00</b>	<b>30,130,216.82</b>	<b>27,884,048.89</b>	<b>68,088,330.89</b>		

Certified Correct:  
  
 IAN HENRY V. RAMIREZ  
 Chief, Budget Division  
 Date: 26 JAN 2026

Certified Correct:  
  
 ERON Z. EVANGELISTA  
 Chief Accountant  
 Date:

Recommending Approval:  
  
 Atty. MARIVIC S. RAMOS  
 Director II, HRMS  
 Date:

Approved By:  
  
 SONIA B. MALALUAN  
 Administrator  
 Date:

**SUMMARY OF APPROPRIATIONS, ALLOTMENTS, OBLIGATIONS, DISBURSEMENTS AND BALANCES BY OBJECT OF EXPENDITURES**  
As at the Quarter Ending December 31, 2025

Department : Department of Transportation (DOT)  
Agency/Entity : Maritime Industry Authority (MARINA)  
Region : ALL  
Division : ALL  
Operating Unit : ALL  
Fund Cluster : 01 - Regular Agency Fund

	Current Year Appropriations
	Supplemental Appropriations
X	Continuing Appropriations

(e.g. UACS Fund Cluster: 01-Regular Agency Fund, 02-Foreign Assisted Projects Fund, 03-Special Account-Locally Funded/Domestic Grants Fund, and 04-Special Account-Foreign Assisted/Foreign Grants Fund)

Particulars	UACS CODE	Appropriations		Allotments						Current Year Obligations					Current Year Disbursements					Balances					
		Authorized	Adjustments	Adjusted	Adjustments		Adjustments		Transfer To	Transfer From	Adjusted Total	1st Quarter	2nd Quarter	3rd Quarter	4th Quarter	TOTAL	1st Quarter	2nd Quarter	3rd Quarter	4th Quarter	TOTAL	Unused Fund		Unpaid Obligations	
		Appropriations	(Transfer To/From, Modifications/ Augmentations)	Appropriations	SARO	Unobligated	(Budgets, Modifications/ Augmentations)	Transfer To														Transfer From	Alloctd (P17) (P18) (P19) (P20) (P21)	Ending March 31	Ending June 30
1	2	3	4	5(3+4)	6	7	8	9	10	11(3+7+9)+9	12	13	14	15	16*	17	18	19	20	21*	22(5-11)	23(11-18)	24	25	
I. Continuing Appropriations		0.00	0.00	0.00	0.00	3,882,396.88	0.00	0.00	0.00	3,882,396.88	3,268,280.19	184,000.00	0.00	44,000.00	3,286,280.19	1,007,177.24	1,271,448.98	0.00	545,652.98	3,218,280.19	0.00	389,136.48	44,000.00	0.00	
Unobligated Allotment		0.00	0.00	0.00	0.00	3,882,396.88	0.00	0.00	0.00	3,882,396.88	3,268,280.19	184,000.00	0.00	44,000.00	3,286,280.19	1,007,177.24	1,271,448.98	0.00	545,652.98	3,218,280.19	0.00	389,136.48	44,000.00	0.00	
I. Agency Specific Budget		0.00	0.00	0.00	0.00	3,882,396.88	0.00	0.00	0.00	3,882,396.88	3,268,280.19	184,000.00	0.00	44,000.00	3,286,280.19	1,007,177.24	1,271,448.98	0.00	545,652.98	3,218,280.19	0.00	389,136.48	44,000.00	0.00	
Maintenance and Other Operating Expenses		0.00	0.00	0.00	0.00	3,205,878.88	0.00	0.00	0.00	3,205,878.88	2,688,280.19	34,000.00	0.00	44,000.00	2,726,280.19	1,007,177.24	1,271,448.98	0.00	295,831.88	3,079,280.19	0.00	82,718.48	44,000.00	0.00	
Traveling Expenses		0.00	0.00	0.00	0.00	36.88	283,285.08	0.00	0.00	283,321.73	271,185.08	0.00	0.00	0.00	271,185.08	271,185.08	0.00	0.00	0.00	0.00	0.00	13,136.65	0.00	0.00	
Traveling Expenses - Local	802010100	0.00	0.00	0.00	0.00	83,700.00	0.00	0.00	0.00	83,700.00	70,800.00	0.00	0.00	0.00	70,800.00	70,800.00	0.00	0.00	0.00	0.00	0.00	13,136.65	0.00	0.00	
Traveling Expenses - Foreign	802010200	0.00	0.00	0.00	0.00	88.88	199,585.08	0.00	0.00	199,624.73	198,585.08	0.00	0.00	0.00	198,585.08	198,585.08	0.00	0.00	0.00	0.00	0.00	0.00	0.00	0.00	
Training and Scholarship Expenses		0.00	0.00	0.00	0.00	2,507.00	0.00	0.00	0.00	2,507.00	2,507.00	0.00	0.00	0.00	2,507.00	2,507.00	0.00	0.00	0.00	0.00	0.00	0.00	0.00	0.00	
Training Expenses	802021000	0.00	0.00	0.00	0.00	2,507.00	0.00	0.00	0.00	2,507.00	2,507.00	0.00	0.00	0.00	2,507.00	2,507.00	0.00	0.00	0.00	0.00	0.00	0.00	0.00	0.00	
Training Expenses	802021002	0.00	0.00	0.00	0.00	0.00	0.00	0.00	0.00	0.00	0.00	0.00	0.00	0.00	0.00	0.00	0.00	0.00	0.00	0.00	0.00	0.00	0.00	0.00	
Supplies and Materials Expenses		0.00	0.00	0.00	0.00	2,814,788.88	(488,918.21)	0.00	0.00	2,345,840.44	2,342,750.00	0.00	0.00	0.00	2,342,750.00	828,000.00	1,818,750.00	0.00	0.00	2,342,750.00	0.00	3,090.44	0.00	0.00	
Office Supplies Expenses	802030100	0.00	0.00	0.00	0.00	2,088,847.78	(340,007.31)	0.00	0.00	1,818,840.44	1,818,750.00	0.00	0.00	0.00	1,818,750.00	0.00	1,818,750.00	0.00	0.00	1,818,750.00	0.00	3,282.44	0.00	0.00	
ICT Office Supplies	802030101	0.00	0.00	0.00	0.00	0.00	1,818,750.00	0.00	0.00	1,818,750.00	1,818,750.00	0.00	0.00	0.00	1,818,750.00	0.00	1,818,750.00	0.00	0.00	1,818,750.00	0.00	0.00	0.00	0.00	
Office Supplies Expenses	802030102	0.00	0.00	0.00	0.00	2,088,847.78	(2,088,757.31)	0.00	0.00	3,282.44	0.00	0.00	0.00	0.00	3,282.44	0.00	0.00	0.00	0.00	3,282.44	0.00	0.00	0.00	0.00	
Other Supplies and Materials Expenses	802030600	0.00	0.00	0.00	0.00	754,939.90	(228,860.89)	0.00	0.00	526,000.00	526,000.00	0.00	0.00	0.00	526,000.00	828,000.00	0.00	0.00	828,000.00	0.00	3,590.44	0.00	0.00		
Communication Expenses		0.00	0.00	0.00	0.00	4,254.20	0.00	0.00	0.00	4,254.20	0.00	0.00	0.00	0.00	4,254.20	0.00	0.00	0.00	0.00	4,254.20	0.00	4,254.20	0.00	0.00	
Telephone Expenses	802062000	0.00	0.00	0.00	0.00	4,254.20	0.00	0.00	0.00	4,254.20	0.00	0.00	0.00	0.00	4,254.20	0.00	0.00	0.00	0.00	4,254.20	0.00	4,254.20	0.00	0.00	
Mobile	802062001	0.00	0.00	0.00	0.00	4,254.20	0.00	0.00	0.00	4,254.20	0.00	0.00	0.00	0.00	4,254.20	0.00	0.00	0.00	0.00	4,254.20	0.00	4,254.20	0.00	0.00	
Professional Services		0.00	0.00	0.00	0.00	48,278.90	0.00	0.00	0.00	48,278.90	48,278.90	0.00	0.00	0.00	48,278.90	48,278.90	0.00	0.00	0.00	48,278.90	0.00	0.00	0.00	0.00	
Auditing Services	802110300	0.00	0.00	0.00	0.00	2,181.31	0.00	0.00	0.00	2,181.31	2,181.31	0.00	0.00	0.00	2,181.31	2,181.31	0.00	0.00	0.00	2,181.31	0.00	0.00	0.00	0.00	
Other Professional Services	802119200	0.00	0.00	0.00	0.00	46,114.88	0.00	0.00	0.00	46,114.88	46,114.88	0.00	0.00	0.00	46,114.88	46,114.88	0.00	0.00	0.00	46,114.88	0.00	0.00	0.00	0.00	
General Services		0.00	0.00	0.00	0.00	204,841.07	31,138.87	0.00	0.00	236,980.54	231,332.86	0.00	0.00	0.00	231,332.86	0.00	30,888.98	0.00	200,833.98	231,332.86	0.00	8,847.08	0.00	0.00	
Janitorial Services	802120200	0.00	0.00	0.00	0.00	231,332.86	0.00	0.00	0.00	231,332.86	231,332.86	0.00	0.00	0.00	231,332.86	0.00	30,888.98	0.00	200,833.98	231,332.86	0.00	8,847.08	0.00	0.00	
Security Services	802120300	0.00	0.00	0.00	0.00	204,841.07	(199,193.98)	0.00	0.00	5,647.08	0.00	0.00	0.00	0.00	5,647.08	0.00	0.00	0.00	200,833.98	231,332.86	0.00	0.00	0.00	0.00	
Labor and Wages		0.00	0.00	0.00	0.00	88,073.32	0.00	0.00	0.00	88,073.32	88,073.32	0.00	0.00	0.00	88,073.32	88,073.32	0.00	0.00	0.00	88,073.32	0.00	0.00	0.00	0.00	
Labor and Wages	802180100	0.00	0.00	0.00	0.00	88,073.32	0.00	0.00	0.00	88,073.32	88,073.32	0.00	0.00	0.00	88,073.32	88,073.32	0.00	0.00	0.00	88,073.32	0.00	0.00	0.00	0.00	
Other Maintenance and Operating Expenses		0.00	0.00	0.00	0.00	180,084.08	14,636.84	0.00	0.00	194,720.02	72,130.84	34,000.00	0.00	44,000.00	140,130.84	72,135.84	24,000.00	0.00	0.00	96,136.64	0.00	34,884.08	44,000.00	0.00	
Representation Expenses	802890000	0.00	0.00	0.00	0.00	180,084.08	(51,732.00)	0.00	0.00	128,352.08	48,788.00	24,000.00	0.00	0.00	73,788.00	48,788.00	24,000.00	0.00	0.00	72,788.00	0.00	34,884.08	0.00	0.00	
Rent/Lease Expenses	802900000	0.00	0.00	0.00	0.00	0.00	82,823.50	0.00	0.00	82,823.50	18,823.50	0.00	0.00	44,000.00	62,823.50	18,823.50	0.00	0.00	18,823.50	0.00	0.00	44,000.00	0.00	0.00	
Rent - Equipment	802909004	0.00	0.00	0.00	0.00	0.00	82,823.50	0.00	0.00	82,823.50	18,823.50	0.00	0.00	44,000.00	62,823.50	18,823.50	0.00	0.00	18,823.50	0.00	0.00	44,000.00	0.00	0.00	
Subscription Expenses	802960100	0.00	0.00	0.00	0.00	3,544.44	0.00	0.00	0.00	3,544.44	3,544.44	0.00	0.00	0.00	3,544.44	3,544.44	0.00	0.00	0.00	3,544.44	0.00	0.00	0.00	0.00	
ICT Software Subscription	802960101	0.00	0.00	0.00	0.00	3,544.44	0.00	0.00	0.00	3,544.44	3,544.44	0.00	0.00	0.00	3,544.44	3,544.44	0.00	0.00	0.00	3,544.44	0.00	0.00	0.00	0.00	
Capital Outlays		0.00	0.00	0.00	0.00	488,420.00	0.00	0.00	0.00	488,420.00	0.00	140,000.00	0.00	0.00	140,000.00	0.00	0.00	0.00	140,000.00	140,000.00	0.00	318,420.00	0.00	0.00	
Property, Plant and Equipment Outlay		0.00	0.00	0.00	0.00	488,420.00	0.00	0.00	0.00	488,420.00	0.00	140,000.00	0.00	0.00	140,000.00	0.00	0.00	0.00	140,000.00	140,000.00	0.00	318,420.00	0.00	0.00	
Machinery and Equipment Outlay	808048000	0.00	0.00	0.00	0.00	488,420.00	(140,000.00)	0.00	0.00	318,420.00	0.00	0.00	0.00	0.00	318,420.00	0.00	0.00	0.00	0.00	318,420.00	0.00	0.00	0.00	0.00	
Information and Communication Technology Equipment	808048003	0.00	0.00	0.00	0.00	488,420.00	(140,000.00)	0.00	0.00	318,420.00	0.00	0.00	0.00	0.00	318,420.00	0.00	0.00	0.00	0.00	318,420.00	0.00	0.00	0.00	0.00	

This report was generated using the Unified Reporting System (URS) on January 28, 2026 13:57 PM



**SUMMARY OF APPROPRIATIONS, ALLOTMENTS, OBLIGATIONS, DISBURSEMENTS AND BALANCES BY OBJECT OF EXPENDITURES**  
As at the Quarter Ending December 31, 2025

Department : Department of Transportation (DOT)  
Agency/Entity : Maritime Industry Authority (MARINA)  
Region : ALL  
Division : ALL  
Funding Unit : ALL

X	Current Year Appropriations
	Supplemental Appropriations
	Continuing Appropriations

Fund Cluster : 03 - Special Account - Locally Funded/Domestic Grants Fund  
(e.g. UACB Fund Cluster: 01-Regular Agency Fund, 02-Foreign Assisted Projects Fund, 03-Special Account-Locally Funded/Domestic Grants Fund, and 04-Special Account-Foreign Assisted/Foreign Grants Fund)

Particulars	LACS CODE	Appropriations		Allotments		Current Year Obligations								Current Year Disbursements					Balances					
		Authorized Appropriations	Adjustments (Transfer To/From, Modifications, Appropriations)	Adjusted Appropriations	Allotments Received	Adjustments (Reductions, Modifications, Appropriations)	Transfer To	Transfer From	Adjusted Total Allotments	1st Quarter Ending March 31	2nd Quarter Ending June 30	3rd Quarter Ending September 30	4th Quarter Ending December 31	Total	1st Quarter Ending March 31	2nd Quarter Ending June 30	3rd Quarter Ending September 30	4th Quarter Ending December 31	Total	Unreleased Appropriations	Unobligated Allotments	Unpaid Obligations (15-20)/(21-24)		
		3	4	5(4+4)	6	7	8	9	10(8+7)-8(4)	11	12	13	14	15(11+12+13+14)	16	17	18	19	20(16+17+18+19)	21(5-16)	22(15-16)	23	24	
I. Automatic Appropriations		23,893,000.00	0.00	23,893,000.00	0.00	0.00	0.00	0.00	0.00	0.00	0.00	0.00	0.00	0.00	0.00	0.00	0.00	0.00	0.00	0.00	23,893,000.00	0.00	0.00	0.00
Maintenance and Other Operating Expenses		23,893,000.00	0.00	23,893,000.00	0.00	0.00	0.00	0.00	0.00	0.00	0.00	0.00	0.00	0.00	0.00	0.00	0.00	0.00	0.00	0.00	23,893,000.00	0.00	0.00	0.00
Traveling Expenses		4,813,000.00	0.00	4,813,000.00	0.00	0.00	0.00	0.00	0.00	0.00	0.00	0.00	0.00	0.00	0.00	0.00	0.00	0.00	0.00	0.00	4,813,000.00	0.00	0.00	0.00
Traveling Expenses - Local	5020101000	4,813,000.00	0.00	4,813,000.00	0.00	0.00	0.00	0.00	0.00	0.00	0.00	0.00	0.00	0.00	0.00	0.00	0.00	0.00	0.00	0.00	4,813,000.00	0.00	0.00	0.00
Training and Scholarship Expenses		3,844,000.00	0.00	3,844,000.00	0.00	0.00	0.00	0.00	0.00	0.00	0.00	0.00	0.00	0.00	0.00	0.00	0.00	0.00	0.00	0.00	3,844,000.00	0.00	0.00	0.00
Training Expenses	5020201000	3,844,000.00	0.00	3,844,000.00	0.00	0.00	0.00	0.00	0.00	0.00	0.00	0.00	0.00	0.00	0.00	0.00	0.00	0.00	0.00	0.00	3,844,000.00	0.00	0.00	0.00
Training Expenses	5020201002	3,844,000.00	0.00	3,844,000.00	0.00	0.00	0.00	0.00	0.00	0.00	0.00	0.00	0.00	0.00	0.00	0.00	0.00	0.00	0.00	0.00	3,844,000.00	0.00	0.00	0.00
Supplies and Materials Expenses		220,000.00	0.00	220,000.00	0.00	0.00	0.00	0.00	0.00	0.00	0.00	0.00	0.00	0.00	0.00	0.00	0.00	0.00	0.00	0.00	220,000.00	0.00	0.00	0.00
Office Supplies Expenses	5020301000	220,000.00	0.00	220,000.00	0.00	0.00	0.00	0.00	0.00	0.00	0.00	0.00	0.00	0.00	0.00	0.00	0.00	0.00	0.00	0.00	220,000.00	0.00	0.00	0.00
Office Supplies Expenses	5020301002	220,000.00	0.00	220,000.00	0.00	0.00	0.00	0.00	0.00	0.00	0.00	0.00	0.00	0.00	0.00	0.00	0.00	0.00	0.00	0.00	220,000.00	0.00	0.00	0.00
Professional Services		18,000.00	0.00	18,000.00	0.00	0.00	0.00	0.00	0.00	0.00	0.00	0.00	0.00	0.00	0.00	0.00	0.00	0.00	0.00	0.00	18,000.00	0.00	0.00	0.00
Other Professional Services	5021180000	18,000.00	0.00	18,000.00	0.00	0.00	0.00	0.00	0.00	0.00	0.00	0.00	0.00	0.00	0.00	0.00	0.00	0.00	0.00	0.00	18,000.00	0.00	0.00	0.00
Other Maintenance and Operating Expenses		15,298,000.00	0.00	15,298,000.00	0.00	0.00	0.00	0.00	0.00	0.00	0.00	0.00	0.00	0.00	0.00	0.00	0.00	0.00	0.00	0.00	15,298,000.00	0.00	0.00	0.00
Representation Expenses	5029802000	15,298,000.00	0.00	15,298,000.00	0.00	0.00	0.00	0.00	0.00	0.00	0.00	0.00	0.00	0.00	0.00	0.00	0.00	0.00	0.00	0.00	15,298,000.00	0.00	0.00	0.00
<b>GRAND TOTAL</b>		<b>23,893,000.00</b>	<b>0.00</b>	<b>23,893,000.00</b>	<b>0.00</b>	<b>0.00</b>	<b>0.00</b>	<b>0.00</b>	<b>0.00</b>	<b>0.00</b>	<b>0.00</b>	<b>0.00</b>	<b>0.00</b>	<b>0.00</b>	<b>0.00</b>	<b>0.00</b>	<b>0.00</b>	<b>0.00</b>	<b>0.00</b>	<b>0.00</b>	<b>23,893,000.00</b>	<b>0.00</b>	<b>0.00</b>	<b>0.00</b>

Certified Correct:  
  
**IAN HENRY V. RAMIREZ**  
Chief, Budget Division  
Date: **26 JAN 2026**

Certified Correct:  
  
**EBEN Z. EVANGELISTA**  
Chief Accountant  
Date:

Recommending Approval By:  
  
**Atty. MARIVIC RAMOS**  
Director II, MPA  
Date:

Approved By:  
  
**SONIA B. MALALUAN**  
Administrator  
Date:

**List of Allotments and Sub-Allotments**  
As at the Quarter Ending December 31, 2025

Department : Department of Transportation (DOTr)  
Agency/Entity : Maritime Industry Authority (MARINA)  
Region : ALL  
Division : ALL  
Operating Unit : ALL  
Fund Cluster : 01 - Regular Agency Fund

X	Current Year Appropriations
	Supplemental Appropriations
	Continuing Appropriations

(e.g. UACS Fund Cluster: 01-Regular Agency Fund, 02-Foreign Assisted Projects Fund, 03-Special Account-Locally Funded/Domestic Grants Fund, and 04-Special Account-Foreign Assisted/Foreign Grants Fund)

No.	Allotments/Sub-Allotments Reference		Funding Source	Allotments/Sub-Allotments received from CO/ROs/OU's					Sub-Allotments to ROW/OU's					Total Allotments/Net of Sub-allotments					
	Number	Date		Description	UACS CODE	PS	MOOE	FinEx	CO	Total	PS	MOOE	FinEx	CO	Total	PS	MOOE	FinEx	CO
1	2	3	4	5	6	7	8	9	10=(6+7+8+9)	11	12	13	14	15=(11+12+13+14)	16=(6+11)	17=(7+12)	18=(8+13)	19=(9+14)	20=(10+17+18+19)
<b>01 - Regular Agency Fund</b>																			
A. Allotments received from DBM					653,769,942.14	706,604,424.18	0.00	106,325,000.00	1,472,699,366.32	(25,202,614.14)	(59,649,424.18)	0.00	(4,400,000.00)	(59,452,038.32)	628,567,328.00	649,755,000.00	0.00	104,925,000.00	1,383,247,328.00
1	GAA Items released through GAA as Allotment Order per An	19-Jan-2025	Specific Budgets of National Government Agencies	101101	628,567,328.00	649,755,000.00	0.00	104,925,000.00	1,383,247,328.00	(25,202,614.14)	(59,649,424.18)	0.00	(4,400,000.00)	(59,452,038.32)	603,364,713.86	586,905,575.82	0.00	100,525,000.00	1,293,795,288.68
2	GAA Items released through GAA as Allotment Order per An	16-Jan-2025	Specific Budgets of National Government Agencies	101101	8,625,000.00	8,848,000.00	0.00	0.00	17,474,000.00	0.00	0.00	0.00	0.00	0.00	8,625,000.00	8,848,000.00	0.00	0.00	17,474,000.00
3	GAA Items released through GAA as Allotment Order per An	16-Jan-2025	Specific Budgets of National Government Agencies	101101	20,605,000.00	18,838,000.00	0.00	4,400,000.00	43,843,000.00	(79,390.87)	0.00	0.00	(4,400,000.00)	(5,176,390.87)	19,828,609.13	18,838,000.00	0.00	0.00	38,666,609.13
4	GAA Items released through GAA as Allotment Order per An	16-Jan-2025	Specific Budgets of National Government Agencies	101101	11,328,000.00	8,248,000.00	0.00	0.00	19,576,000.00	(1,323,625.48)	0.00	0.00	0.00	(1,323,625.48)	10,054,474.51	8,248,000.00	0.00	0.00	18,292,474.51
5	GAA Items released through GAA as Allotment Order per An	16-Jan-2025	Specific Budgets of National Government Agencies	101101	14,733,000.00	16,956,000.00	0.00	0.00	31,289,000.00	(1,140,966.45)	0.00	0.00	0.00	(1,140,966.45)	13,592,033.55	16,956,000.00	0.00	0.00	30,147,993.55
6	GAA Items released through GAA as Allotment Order per An	16-Jan-2025	Specific Budgets of National Government Agencies	101101	21,356,000.00	20,598,000.00	0.00	0.00	41,942,000.00	0.00	(842,000.00)	0.00	0.00	(842,000.00)	21,356,000.00	19,944,000.00	0.00	0.00	41,300,000.00
7	GAA Items released through GAA as Allotment Order per An	16-Jan-2025	Specific Budgets of National Government Agencies	101101	14,988,000.00	11,756,000.00	0.00	0.00	26,754,000.00	0.00	(1,064,000.00)	0.00	0.00	(1,064,000.00)	14,988,000.00	10,692,000.00	0.00	0.00	25,680,000.00
8	GAA Items released through GAA as Allotment Order per An	16-Jan-2025	Specific Budgets of National Government Agencies	101101	14,965,000.00	8,201,000.00	0.00	0.00	23,626,000.00	0.00	(462,000.00)	0.00	0.00	(462,000.00)	14,965,000.00	8,201,000.00	0.00	0.00	23,199,000.00
9	GAA Items released through GAA as Allotment Order per An	16-Jan-2025	Specific Budgets of National Government Agencies	101101	12,014,000.00	8,290,000.00	0.00	0.00	20,304,000.00	0.00	(408,000.00)	0.00	0.00	(408,000.00)	12,014,000.00	7,882,000.00	0.00	0.00	19,896,000.00
10	GAA Items released through GAA as Allotment Order per An	16-Jan-2025	Specific Budgets of National Government Agencies	101101	13,806,000.00	10,862,000.00	0.00	0.00	24,670,000.00	0.00	(867,000.00)	0.00	0.00	(867,000.00)	13,806,000.00	9,995,000.00	0.00	0.00	23,803,000.00
11	GAA Items released through GAA as Allotment Order per An	16-Jan-2025	Specific Budgets of National Government Agencies	101101	11,364,000.00	6,089,000.00	0.00	0.00	17,453,000.00	(2,000.00)	(120,000.00)	0.00	0.00	(122,000.00)	11,362,000.00	5,849,000.00	0.00	0.00	17,211,000.00
12	GAA Items released through GAA as Allotment Order per An	16-Jan-2025	Specific Budgets of National Government Agencies	101101	11,218,000.00	8,515,000.00	0.00	0.00	17,736,000.00	(2,248,869.17)	(242,000.00)	0.00	0.00	(2,490,869.17)	8,989,130.83	6,276,000.00	0.00	0.00	15,247,130.83
13	Items For Release through GARO per Annex C of NBC No. 58	16-Jan-2025	Retirement and Life Insurance Premiums	104102	1,033,000.00	0.00	0.00	0.00	1,033,000.00	(236,576.20)	0.00	0.00	0.00	(236,576.20)	796,423.80	0.00	0.00	0.00	796,423.80
14	Items For Release through GARO per Annex C of NBC No. 59	16-Jan-2025	Retirement and Life Insurance Premiums	104102	28,015,000.00	0.00	0.00	0.00	28,015,000.00	(113,484.74)	0.00	0.00	0.00	(113,484.74)	27,901,515.26	0.00	0.00	0.00	27,901,515.26
15	Items For Release through GARO per Annex C of NBC No. 58	16-Jan-2025	Retirement and Life Insurance Premiums	104102	781,000.00	0.00	0.00	0.00	781,000.00	0.00	0.00	0.00	0.00	0.00	781,000.00	0.00	0.00	0.00	781,000.00

Department : Department of Transportation (DOTr)  
 Agency/Entity : Maritime Industry Authority (MARINA)  
 Region : ALL  
 Division : ALL  
 Operating Unit : ALL  
 Fund Cluster : 01 - Regular Agency Fund

X	Current Year Appropriations
	Supplemental Appropriations
	Continuing Appropriations

(e.g. UACS Fund Cluster: 01-Regular Agency Fund, 02-Foreign Assisted Projects Fund, 03-Special Account-Locally Funded/Domestic Grants Fund, and 04-Special Account-Foreign Assisted/Foreign Grants Fund)

No.	Allotments/Sub-Allotments Reference		Funding Source	UACS CODE	Allotments/Sub-Allotments received from CO/ROs/OUs					Sub-Allotments to ROs/OUs					Total Allotments/Net of Sub-allotments					
	Number	Date			Description	PS	MOOE	FinEx	CO	Total	PS	MOOE	FinEx	CO	Total	PS	MOOE	FinEx	CO	Total
1	2	3	4	5	6	7	8	9	10=(6+7+8+9)	11	12	13	14	15=(11+12+13+14)	16=(9+11)	17=(7+12)	18=(8+13)	19=(5+14)	20=(16+17+18+19)	
16	Items For Release through GARIO per Annex C of NBC No. 59	16-Jan-2025	Retirement and Life Insurance Premiums	104102	1,878,000.00	0.00	0.00	0.00	1,878,000.00	(88,834.77)	0.00	0.00	0.00	(88,834.77)	1,789,165.23	0.00	0.00	0.00	0.00	1,789,165.23
17	Items For Release through GARIO per Annex C of NBC No. 59	16-Jan-2025	Retirement and Life Insurance Premiums	104102	1,041,000.00	0.00	0.00	0.00	1,041,000.00	0.00	0.00	0.00	0.00	0.00	1,041,000.00	0.00	0.00	0.00	0.00	1,041,000.00
18	Items For Release through GARIO per Annex C of NBC No. 59	16-Jan-2025	Retirement and Life Insurance Premiums	104102	1,348,000.00	0.00	0.00	0.00	1,348,000.00	(138,913.47)	0.00	0.00	0.00	(138,913.47)	1,209,086.53	0.00	0.00	0.00	0.00	1,209,086.53
19	Items For Release through GARIO per Annex C of NBC No. 59	16-Jan-2025	Retirement and Life Insurance Premiums	104102	1,271,000.00	0.00	0.00	0.00	1,271,000.00	0.00	0.00	0.00	0.00	0.00	1,271,000.00	0.00	0.00	0.00	0.00	1,271,000.00
20	Items For Release through GARIO per Annex C of NBC No. 59	16-Jan-2025	Retirement and Life Insurance Premiums	104102	1,100,000.00	0.00	0.00	0.00	1,100,000.00	0.00	0.00	0.00	0.00	0.00	1,100,000.00	0.00	0.00	0.00	0.00	1,100,000.00
21	Items For Release through GARIO per Annex C of NBC No. 59	16-Jan-2025	Retirement and Life Insurance Premiums	104102	1,026,000.00	0.00	0.00	0.00	1,026,000.00	(144,838.31)	0.00	0.00	0.00	(144,838.31)	881,161.69	0.00	0.00	0.00	0.00	881,161.69
22	Items For Release through GARIO per Annex C of NBC No. 59	16-Jan-2025	Retirement and Life Insurance Premiums	104102	1,980,000.00	0.00	0.00	0.00	1,980,000.00	0.00	0.00	0.00	0.00	0.00	1,980,000.00	0.00	0.00	0.00	0.00	1,980,000.00
23	Items For Release through GARIO per Annex C of NBC No. 59	16-Jan-2025	Retirement and Life Insurance Premiums	104102	1,378,000.00	0.00	0.00	0.00	1,378,000.00	0.00	0.00	0.00	0.00	0.00	1,378,000.00	0.00	0.00	0.00	0.00	1,378,000.00
24	Items For Release through GARIO per Annex C of NBC No. 59	16-Jan-2025	Retirement and Life Insurance Premiums	104102	1,386,000.00	0.00	0.00	0.00	1,386,000.00	0.00	0.00	0.00	0.00	0.00	1,386,000.00	0.00	0.00	0.00	0.00	1,386,000.00
25	SARO-BMS-A-25-000023	24-Jan-2025	Pension and Gratuity Fund	101407	178,081.00	0.00	0.00	0.00	178,081.00	(178,081.00)	0.00	0.00	0.00	(178,081.00)	0.00	0.00	0.00	0.00	0.00	0.00
26	SARO-BMS-A-25-0003061	21-Feb-2025	Miscellaneous Personnel Benefits Fund	101406	26,495,000.00	0.00	0.00	0.00	26,495,000.00	0.00	0.00	0.00	0.00	0.00	26,495,000.00	0.00	0.00	0.00	0.00	26,495,000.00
27	SARO-BMS-A-25-0003062	21-Feb-2025	Retirement and Life Insurance Premiums	104102	2,675,000.00	0.00	0.00	0.00	2,675,000.00	0.00	0.00	0.00	0.00	0.00	2,675,000.00	0.00	0.00	0.00	0.00	2,675,000.00
28	SARO-BMS-A-25-0003063	21-Feb-2025	Miscellaneous Personnel Benefits Fund	101406	823,000.00	0.00	0.00	0.00	823,000.00	0.00	0.00	0.00	0.00	0.00	823,000.00	0.00	0.00	0.00	0.00	823,000.00
29	SARO-BMS-A-25-0003064	21-Feb-2025	Retirement and Life Insurance Premiums	104102	83,000.00	0.00	0.00	0.00	83,000.00	0.00	0.00	0.00	0.00	0.00	83,000.00	0.00	0.00	0.00	0.00	83,000.00
30	SARO-BMS-A-25-0003065	21-Feb-2025	Miscellaneous Personnel Benefits Fund	101406	1,854,000.00	0.00	0.00	0.00	1,854,000.00	0.00	0.00	0.00	0.00	0.00	1,854,000.00	0.00	0.00	0.00	0.00	1,854,000.00
31	SARO-BMS-A-25-0003066	21-Feb-2025	Retirement and Life Insurance Premiums	104102	188,000.00	0.00	0.00	0.00	188,000.00	0.00	0.00	0.00	0.00	0.00	188,000.00	0.00	0.00	0.00	0.00	188,000.00
32	SARO-BMS-A-25-0003069	21-Feb-2025	Miscellaneous Personnel Benefits Fund	101406	952,000.00	0.00	0.00	0.00	952,000.00	0.00	0.00	0.00	0.00	0.00	952,000.00	0.00	0.00	0.00	0.00	952,000.00
33	SARO-BMS-A-25-0003068	21-Feb-2025	Miscellaneous Personnel Benefits Fund	101406	1,247,000.00	0.00	0.00	0.00	1,247,000.00	0.00	0.00	0.00	0.00	0.00	1,247,000.00	0.00	0.00	0.00	0.00	1,247,000.00
34	SARO-BMS-A-25-0003070	21-Feb-2025	Miscellaneous Personnel Benefits Fund	101406	1,780,000.00	0.00	0.00	0.00	1,780,000.00	0.00	0.00	0.00	0.00	0.00	1,780,000.00	0.00	0.00	0.00	0.00	1,780,000.00
35	SARO-BMS-A-25-0003071	21-Feb-2025	Retirement and Life Insurance Premiums	104102	128,000.00	0.00	0.00	0.00	128,000.00	0.00	0.00	0.00	0.00	0.00	128,000.00	0.00	0.00	0.00	0.00	128,000.00

Department : Department of Transportation (DOTr)  
 Agency/Entity : Maritime Industry Authority (MARINA)  
 Region : ALL  
 Division : ALL  
 Operating Unit : ALL  
 Fund Cluster : 01 - Regular Agency Fund

X	Current Year Appropriations
	Supplemental Appropriations
	Continuing Appropriations

(e.g. UACS Fund Cluster: 01-Regular Agency Fund, 02-Foreign Assisted Projects Fund, 03-Special Account-Locally Funded/Domestic Grants Fund, and 04-Special Account-Foreign Assisted/Foreign Grants Fund)

No.	Allotments/Sub-Allotments Reference		Funding Source	Allotments/Sub-Allotments received from CO/ROs/OUs							Sub-Allotments to ROs/OUs					Total Allotments/Net of Sub-allotments				
	Number	Date	Description	UACS CODE	PS	MOOE	FinEx	CO	Total	PS	MOOE	FinEx	CO	Total	PS	MOOE	FinEx	CO	Total	
1	2	3	4	5	6	7	8	9	10=(6+7+8+9)	11	12	13	14	15=(11+12+13+14)	16=(6+11)	17=(7+12)	18=(8+13)	19=(9+14)	20=(10+17+18+19)	
36	SARO-BMS-A-25-0003072	21-Feb-2025	Retirement and Life Insurance Premiums	104102	177,000.00	0.00	0.00	0.00	177,000.00	0.00	0.00	0.00	0.00	0.00	177,000.00	0.00	0.00	0.00	0.00	177,000.00
37	SARO-BMS-A-25-0003073	21-Feb-2025	Miscellaneous Personnel Benefits Fund	101406	1,275,000.00	0.00	0.00	0.00	1,275,000.00	0.00	0.00	0.00	0.00	0.00	1,275,000.00	0.00	0.00	0.00	0.00	1,275,000.00
38	SARO-BMS-A-25-0003074	21-Feb-2025	Miscellaneous Personnel Benefits Fund	101406	1,328,000.00	0.00	0.00	0.00	1,328,000.00	0.00	0.00	0.00	0.00	0.00	1,328,000.00	0.00	0.00	0.00	0.00	1,328,000.00
39	SARO-BMS-A-25-0003075	21-Feb-2025	Retirement and Life Insurance Premiums	104102	134,000.00	0.00	0.00	0.00	134,000.00	0.00	0.00	0.00	0.00	0.00	134,000.00	0.00	0.00	0.00	0.00	134,000.00
40	SARO-BMS-A-25-0003076	21-Feb-2025	Miscellaneous Personnel Benefits Fund	101406	1,104,000.00	0.00	0.00	0.00	1,104,000.00	0.00	0.00	0.00	0.00	0.00	1,104,000.00	0.00	0.00	0.00	0.00	1,104,000.00
41	SARO-BMS-A-25-0003077	21-Feb-2025	Retirement and Life Insurance Premiums	104102	111,000.00	0.00	0.00	0.00	111,000.00	0.00	0.00	0.00	0.00	0.00	111,000.00	0.00	0.00	0.00	0.00	111,000.00
42	SARO-BMS-A-25-0003078	21-Feb-2025	Miscellaneous Personnel Benefits Fund	101406	1,258,000.00	0.00	0.00	0.00	1,258,000.00	0.00	0.00	0.00	0.00	0.00	1,258,000.00	0.00	0.00	0.00	0.00	1,258,000.00
43	SARO-BMS-A-25-0003079	21-Feb-2025	Retirement and Life Insurance Premiums	104102	127,000.00	0.00	0.00	0.00	127,000.00	0.00	0.00	0.00	0.00	0.00	127,000.00	0.00	0.00	0.00	0.00	127,000.00
44	SARO-BMS-A-25-0003080	21-Feb-2025	Miscellaneous Personnel Benefits Fund	101406	1,025,000.00	0.00	0.00	0.00	1,025,000.00	0.00	0.00	0.00	0.00	0.00	1,025,000.00	0.00	0.00	0.00	0.00	1,025,000.00
45	SARO-BMS-A-25-0003081	21-Feb-2025	Retirement and Life Insurance Premiums	104102	103,000.00	0.00	0.00	0.00	103,000.00	0.00	0.00	0.00	0.00	0.00	103,000.00	0.00	0.00	0.00	0.00	103,000.00
46	SARO-BMS-A-25-0003082	21-Feb-2025	Miscellaneous Personnel Benefits Fund	101406	829,000.00	0.00	0.00	0.00	829,000.00	0.00	0.00	0.00	0.00	0.00	829,000.00	0.00	0.00	0.00	0.00	829,000.00
47	SARO-BMS-A-25-0003083	21-Feb-2025	Retirement and Life Insurance Premiums	104102	84,000.00	0.00	0.00	0.00	84,000.00	0.00	0.00	0.00	0.00	0.00	84,000.00	0.00	0.00	0.00	0.00	84,000.00
48	SARO-BMS-A-25-0003085	21-Feb-2025	Retirement and Life Insurance Premiums	104102	96,000.00	0.00	0.00	0.00	96,000.00	0.00	0.00	0.00	0.00	0.00	96,000.00	0.00	0.00	0.00	0.00	96,000.00
49	SARO-BMS-A-25-0003086	21-Feb-2025	Retirement and Life Insurance Premiums	104102	126,000.00	0.00	0.00	0.00	126,000.00	0.00	0.00	0.00	0.00	0.00	126,000.00	0.00	0.00	0.00	0.00	126,000.00
50	SARO-BMS-A-25-0006700	03-Mar-2025	Pension and Gratuity Fund	101407	2,863,127.00	0.00	0.00	0.00	2,863,127.00	(2,008,376.27)	0.00	0.00	0.00	(2,008,376.27)	854,750.73	0.00	0.00	0.00	0.00	854,750.73
51	SARO-BMS-A-25-0007456	04-Mar-2025	Pension and Gratuity Fund	101407	290,296.00	0.00	0.00	0.00	290,296.00	0.00	0.00	0.00	0.00	0.00	290,296.00	0.00	0.00	0.00	0.00	290,296.00
52	SARO-BMS-A-25-0008524	17-Mar-2025	Pension and Gratuity Fund	101407	149,488.00	0.00	0.00	0.00	149,488.00	0.00	0.00	0.00	0.00	0.00	149,488.00	0.00	0.00	0.00	0.00	149,488.00
53	SUBALLOTMENT FROM 0100000 - Central Office / SUBARO NO. SA No. 2025-03-004	08-Apr-2025	Pension and Gratuity Fund	101407	0.00	0.00	0.00	0.00	0.00	(0.96)	0.00	0.00	0.00	(0.96)	(0.96)	0.00	0.00	0.00	0.00	(0.96)
54	SARO-BMS-A-25-0008409	10-Apr-2025	Pension and Gratuity Fund	101407	211,740.00	0.00	0.00	0.00	211,740.00	0.00	0.00	0.00	0.00	0.00	211,740.00	0.00	0.00	0.00	0.00	211,740.00
55	ALLOTMENT FROM MAF (MOOE)	11-Apr-2025	Specific Budgets of National Government Agencies	101101	0.00	0.00	0.00	0.00	0.00	0.00	(840,570.22)	0.00	0.00	(840,570.22)	0.00	(840,570.22)	0.00	0.00	0.00	(840,570.22)

Department : Department of Transportation (DOTr)  
 Agency/Entity : Maritime Industry Authority (MARINA)  
 Region : ALL  
 Division : ALL  
 Operating Unit : ALL  
 Fund Cluster : 01 - Regular Agency Fund

X	Current Year Appropriations
	Supplemental Appropriations
	Continuing Appropriations

(e.g. UACS Fund Cluster: 01-Regular Agency Fund, 02-Foreign Assisted Projects Fund, 03-Special Account-Locally Funded/Domestic Grants Fund, and 04-Special Account-Foreign Assisted/Foreign Grants Fund)

No.	Allotments/Sub-Allotments Reference		Funding Source	UACS CODE	Allotments/Sub-Allotments received from CO/ROs/OUs					Sub-Allotments to ROs/OUs					Total Allotments/Net of Sub-allotments					
	Number	Date			Description	PS	MOOE	FinEx	CO	Total	PS	MOOE	FinEx	CO	Total	PS	MOOE	FinEx	CO	Total
1	2	3	4	5	6	7	8	9	10=(6+7+8+9)	11	12	13	14	15=(11+12+13+14)	16=(6+11)	17=(7+12)	18=(8+13)	19=(9+14)	20=(10+17+18+19)	
96	SARO-BMS-A-25-0006460	11-Apr-2025	Pension and Gratuity Fund	101407	93,581.00	0.00	0.00	0.00	93,581.00	0.00	0.00	0.00	0.00	0.00	93,581.00	0.00	0.00	0.00	0.00	93,581.00
97	SARO-BMS-A-25-0010271	20-May-2025	Pension and Gratuity Fund	101407	2,685,139.00	0.00	0.00	0.00	2,685,139.00	(1,118,793.98)	0.00	0.00	0.00	(1,118,793.98)	1,566,345.02	0.00	0.00	0.00	0.00	1,566,345.02
98	SARO-BMS-A-25-0010850	05-Jun-2025	Pension and Gratuity Fund	101407	189,246.00	0.00	0.00	0.00	189,246.00	0.00	0.00	0.00	0.00	0.00	189,246.00	0.00	0.00	0.00	0.00	189,246.00
99	SARO-BMS-A-25-0011091	11-Jun-2025	Pension and Gratuity Fund	101407	189,273.00	0.00	0.00	0.00	189,273.00	0.00	0.00	0.00	0.00	0.00	189,273.00	0.00	0.00	0.00	0.00	189,273.00
80	ALLOTMENT FROM AFSA	12-Jul-2025	Specific Budgets of National Government Agencies	101101	0.00	0.00	0.00	0.00	0.00	(3,702,490.00)	0.00	0.00	0.00	(3,702,490.00)	(3,702,490.00)	0.00	0.00	0.00	0.00	(3,702,490.00)
81	SARO-BMS-A-25-0012263	17-Jul-2025	Pension and Gratuity Fund	101407	118,284.00	0.00	0.00	0.00	118,284.00	0.00	0.00	0.00	0.00	0.00	118,284.00	0.00	0.00	0.00	0.00	118,284.00
82	SARO-BMS-A-25-0012548	30-Jul-2025	Pension and Gratuity Fund	101407	243,202.00	0.00	0.00	0.00	243,202.00	0.00	0.00	0.00	0.00	0.00	243,202.00	0.00	0.00	0.00	0.00	243,202.00
83	SARO-BMS-A-25-0012550	30-Jul-2025	Pension and Gratuity Fund	101407	77,510.00	0.00	0.00	0.00	77,510.00	0.00	0.00	0.00	0.00	0.00	77,510.00	0.00	0.00	0.00	0.00	77,510.00
84	SARO-BMS-A-25-0012832	01-Aug-2025	Pension and Gratuity Fund	101407	114,735.00	0.00	0.00	0.00	114,735.00	0.00	0.00	0.00	0.00	0.00	114,735.00	0.00	0.00	0.00	0.00	114,735.00
85	SARO-BMS-A-25-0015426	07-Oct-2025	Pension and Gratuity Fund	101407	102,590.00	0.00	0.00	0.00	102,590.00	0.00	0.00	0.00	0.00	0.00	102,590.00	0.00	0.00	0.00	0.00	102,590.00
86	SARO-BMS-A-25-0017989	09-Dec-2025	Miscellaneous Personnel Benefits Fund	101406	30,132,116.00	0.00	0.00	0.00	30,132,116.00	0.00	0.00	0.00	0.00	0.00	30,132,116.00	0.00	0.00	0.00	0.00	30,132,116.00
87	SARO-BMS-A-25-0017989	09-Dec-2025	Retirement and Life Insurance Premiums	104102	1,298,960.00	0.00	0.00	0.00	1,298,960.00	(872,090.87)	0.00	0.00	0.00	(872,090.87)	426,869.13	0.00	0.00	0.00	0.00	426,869.13
88	SARO-BMS-A-25-0018932	17-Dec-2025	Specific Budgets of National Government Agencies	101101	0.00	0.00	0.00	10,000,000.00	10,000,000.00	0.00	0.00	0.00	0.00	0.00	0.00	0.00	0.00	0.00	10,000,000.00	10,000,000.00
89	SARO-BMS-A-25-0019096	22-Dec-2025	Specific Budgets of National Government Agencies	101101	13,148,000.00	(13,148,000.00)	0.00	0.00	0.00	(4,832,000.00)	0.00	0.00	0.00	(4,832,000.00)	8,316,000.00	(13,148,000.00)	0.00	0.00	0.00	(4,832,000.00)
	Sub-Total				828,567,328.00	948,795,000.00	0.00	104,825,000.00	1,383,247,328.00	(28,202,614.14)	(89,849,424.18)	0.00	(4,400,000.00)	(86,452,038.32)	603,354,713.86	589,905,575.82	0.00	0.00	100,825,000.00	1,293,795,289.69
	B. Sub-allotments received from Central Office/Regional				25,202,614.14	58,849,424.18	0.00	4,400,000.00	89,452,038.32	0.00	0.00	0.00	0.00	0.00	25,202,614.14	58,849,424.18	0.00	0.00	4,400,000.00	89,452,038.32
70	GAA Items released through GAA as Allotment Order per An / 2025-02-001	18-Jan-2025	Specific Budgets of National Government Agencies	101101	0.00	0.00	0.00	4,400,000.00	4,400,000.00	0.00	0.00	0.00	0.00	0.00	0.00	4,400,000.00	0.00	0.00	0.00	4,400,000.00
71	GAA Items released through GAA as Allotment Order per An / 2025-05-027	18-Jan-2025	Specific Budgets of National Government Agencies	101101	0.00	1,341,000.00	0.00	0.00	1,341,000.00	0.00	0.00	0.00	0.00	0.00	0.00	1,341,000.00	0.00	0.00	0.00	1,341,000.00
72	GAA Items released through GAA as Allotment Order per An / 2025-05-028	16-Jan-2025	Specific Budgets of National Government Agencies	101101	0.00	422,798.00	0.00	0.00	422,798.00	0.00	0.00	0.00	0.00	0.00	0.00	422,798.00	0.00	0.00	0.00	422,798.00
73	GAA Items released through GAA as Allotment Order per An / 2025-05-029	16-Jan-2025	Specific Budgets of National Government Agencies	101101	0.00	344,454.83	0.00	0.00	344,454.83	0.00	0.00	0.00	0.00	0.00	0.00	344,454.83	0.00	0.00	0.00	344,454.83

Department : Department of Transportation (DOTr)  
 Agency/Entity : Maritime Industry Authority (MARINA)  
 Region : ALL  
 Division : ALL  
 Operating Unit : ALL  
 Fund Cluster : 01 - Regular Agency Fund

X	Current Year Appropriations
	Supplemental Appropriations
	Continuing Appropriations

(e.g. UACS Fund Cluster: 01-Regular Agency Fund, 02-Foreign Assisted Projects Fund, 03-Special Account-Locally Funded/Domestic Grants Fund, and 04-Special Account-Foreign Assisted/Foreign Grants Fund)

No.	Allotments/Sub-Allotments Reference		Funding Source		Allotments/Sub-Allotments received from CO/Rs/OUs					Sub-Allotments to ROs/OUs					Total Allotments/Net of Sub-allotments					
	Number	Date	Description	UACS CODE	PS	MOOE	FinEx	CO	Total	PS	MOOE	FinEx	CO	Total	PS	MOOE	FinEx	CO	Total	
74	GAA Items released through GAA as Allotment Order per An / 2025-05-030	16-Jan-2025	Specific Budgets of National Government Agencies	101101	0.00	173,084.15	0.00	0.00	173,084.15	0.00	0.00	0.00	0.00	0.00	0.00	173,084.15	0.00	0.00	0.00	173,084.15
75	GAA Items released through GAA as Allotment Order per An / 2025-05-031	16-Jan-2025	Specific Budgets of National Government Agencies	101101	0.00	407,786.78	0.00	0.00	407,786.78	0.00	0.00	0.00	0.00	0.00	0.00	407,786.78	0.00	0.00	0.00	407,786.78
76	GAA Items released through GAA as Allotment Order per An / 2025-05-032	16-Jan-2025	Specific Budgets of National Government Agencies	101101	0.00	310,031.66	0.00	0.00	310,031.66	0.00	0.00	0.00	0.00	0.00	0.00	310,031.66	0.00	0.00	0.00	310,031.66
77	GAA Items released through GAA as Allotment Order per An / 2025-05-033	16-Jan-2025	Specific Budgets of National Government Agencies	101101	0.00	136,871.50	0.00	0.00	136,871.50	0.00	0.00	0.00	0.00	0.00	0.00	136,871.50	0.00	0.00	0.00	136,871.50
78	GAA Items released through GAA as Allotment Order per An / 2025-05-033	16-Jan-2025	Specific Budgets of National Government Agencies	101101	0.00	129,337.56	0.00	0.00	129,337.56	0.00	0.00	0.00	0.00	0.00	0.00	129,337.56	0.00	0.00	0.00	129,337.56
79	GAA Items released through GAA as Allotment Order per An / 2025-07-027	16-Jan-2025	Specific Budgets of National Government Agencies	101101	0.00	800,000.00	0.00	0.00	800,000.00	0.00	0.00	0.00	0.00	0.00	0.00	800,000.00	0.00	0.00	0.00	800,000.00
80	GAA Items released through GAA as Allotment Order per An / 2025-07-038	16-Jan-2025	Specific Budgets of National Government Agencies	101101	0.00	72,000.00	0.00	0.00	72,000.00	0.00	0.00	0.00	0.00	0.00	0.00	72,000.00	0.00	0.00	0.00	72,000.00
81	GAA Items released through GAA as Allotment Order per An / 2025-07-039	16-Jan-2025	Specific Budgets of National Government Agencies	101101	0.00	48,000.00	0.00	0.00	48,000.00	0.00	0.00	0.00	0.00	0.00	0.00	48,000.00	0.00	0.00	0.00	48,000.00
82	GAA Items released through GAA as Allotment Order per An / 2025-07-040	16-Jan-2025	Specific Budgets of National Government Agencies	101101	0.00	313,750.00	0.00	0.00	313,750.00	0.00	0.00	0.00	0.00	0.00	0.00	313,750.00	0.00	0.00	0.00	313,750.00
83	GAA Items released through GAA as Allotment Order per An / 2025-07-041	16-Jan-2025	Specific Budgets of National Government Agencies	101101	0.00	48,000.00	0.00	0.00	48,000.00	0.00	0.00	0.00	0.00	0.00	0.00	48,000.00	0.00	0.00	0.00	48,000.00
84	GAA Items released through GAA as Allotment Order per An / 2025-07-042	16-Jan-2025	Specific Budgets of National Government Agencies	101101	0.00	48,000.00	0.00	0.00	48,000.00	0.00	0.00	0.00	0.00	0.00	0.00	48,000.00	0.00	0.00	0.00	48,000.00
85	GAA Items released through GAA as Allotment Order per An / 2025-07-043	16-Jan-2025	Specific Budgets of National Government Agencies	101101	0.00	72,000.00	0.00	0.00	72,000.00	0.00	0.00	0.00	0.00	0.00	0.00	72,000.00	0.00	0.00	0.00	72,000.00
86	GAA Items released through GAA as Allotment Order per An / 2025-07-044	16-Jan-2025	Specific Budgets of National Government Agencies	101101	0.00	48,000.00	0.00	0.00	48,000.00	0.00	0.00	0.00	0.00	0.00	0.00	48,000.00	0.00	0.00	0.00	48,000.00
87	GAA Items released through GAA as Allotment Order per An / 2025-07-045	16-Jan-2025	Specific Budgets of National Government Agencies	101101	0.00	48,000.00	0.00	0.00	48,000.00	0.00	0.00	0.00	0.00	0.00	0.00	48,000.00	0.00	0.00	0.00	48,000.00
88	GAA Items released through GAA as Allotment Order per An / 2025-07-045	16-Jan-2025	Specific Budgets of National Government Agencies	101101	0.00	34,000.00	0.00	0.00	34,000.00	0.00	0.00	0.00	0.00	0.00	0.00	24,000.00	0.00	0.00	0.00	24,000.00
89	GAA Items released through GAA as Allotment Order per An / 2025-07-047	16-Jan-2025	Specific Budgets of National Government Agencies	101101	0.00	48,000.00	0.00	0.00	48,000.00	0.00	0.00	0.00	0.00	0.00	0.00	48,000.00	0.00	0.00	0.00	48,000.00
90	GAA Items released through GAA as Allotment Order per An / 2025-07-048	16-Jan-2025	Specific Budgets of National Government Agencies	101101	0.00	321,588.82	0.00	0.00	321,588.82	0.00	0.00	0.00	0.00	0.00	0.00	321,588.82	0.00	0.00	0.00	321,588.82
91	GAA Items released through GAA as Allotment Order per An / 2025-07-049	16-Jan-2025	Specific Budgets of National Government Agencies	101101	0.00	1,148,330.00	0.00	0.00	1,148,330.00	0.00	0.00	0.00	0.00	0.00	0.00	1,148,330.00	0.00	0.00	0.00	1,148,330.00
92	GAA Items released through GAA as Allotment Order per An / 2025-07-050	16-Jan-2025	Specific Budgets of National Government Agencies	101101	0.00	354,887.31	0.00	0.00	354,887.31	0.00	0.00	0.00	0.00	0.00	0.00	354,887.31	0.00	0.00	0.00	354,887.31
93	GAA Items released through GAA as Allotment Order per An / 2025-07-051	16-Jan-2025	Specific Budgets of National Government Agencies	101101	0.00	570,521.34	0.00	0.00	570,521.34	0.00	0.00	0.00	0.00	0.00	0.00	570,521.34	0.00	0.00	0.00	570,521.34

Department : Department of Transportation (DOTr)  
 Agency/Entity : Maritime Industry Authority (MARINA)  
 Region : ALL  
 Division : ALL  
 Operating Unit : ALL  
 Fund Cluster : 01 - Regular Agency Fund

X	Current Year Appropriations
	Supplemental Appropriations
	Continuing Appropriations

(e.g. UACS Fund Cluster: 01-Regular Agency Fund, 02-Foreign Assisted Projects Fund, 03-Special Account-Locally Funded/Domestic Grants Fund, and 04-Special Account-Foreign Assisted/Foreign Grants Fund)

No.	Allotments/Sub-Allotments Reference			Funding Source	Allotments/Sub-Allotments received from CGROs/IOUs						Sub-Allotments to ROs/IOUs					Total Allotments/Net of Sub-allotments				
	Number	Date	Description	UACS CODE	PS	MOOE	FinEx	CO	Total	PS	MOOE	FinEx	CO	Total	PS	MOOE	FinEx	CO	Total	
1	2	3	4	5	6	7	8	9	10=(6+7+8+9)	11	12	13	14	15=(11+12+13+14)	16=(6+11)	17=(7+12)	18=(8+13)	19=(9+14)	20=(10+17+18+19)	
94	GAA Items released through GAA as Allotment Order per An / 2025-07-052	15-Jan-2025	Specific Budgets of National Government Agencies	101101	0.00	257,500.00	0.00	0.00	257,500.00	0.00	0.00	0.00	0.00	0.00	0.00	0.00	257,500.00	0.00	0.00	257,500.00
95	GAA Items released through GAA as Allotment Order per An / 2025-07-053	15-Jan-2025	Specific Budgets of National Government Agencies	101101	0.00	1,036,531.85	0.00	0.00	1,036,531.85	0.00	0.00	0.00	0.00	0.00	0.00	0.00	1,036,531.85	0.00	0.00	1,036,531.85
96	GAA Items released through GAA as Allotment Order per An / 2025-07-054	15-Jan-2025	Specific Budgets of National Government Agencies	101101	0.00	91,904.20	0.00	0.00	91,904.20	0.00	0.00	0.00	0.00	0.00	0.00	0.00	91,904.20	0.00	0.00	91,904.20
97	GAA Items released through GAA as Allotment Order per An / 2025-07-055	15-Jan-2025	Specific Budgets of National Government Agencies	101101	0.00	750,776.06	0.00	0.00	750,776.06	0.00	0.00	0.00	0.00	0.00	0.00	0.00	750,776.06	0.00	0.00	750,776.06
98	GAA Items released through GAA as Allotment Order per An / 2025-07-056	15-Jan-2025	Specific Budgets of National Government Agencies	101101	0.00	696,367.85	0.00	0.00	696,367.85	0.00	0.00	0.00	0.00	0.00	0.00	0.00	696,367.85	0.00	0.00	696,367.85
99	GAA Items released through GAA as Allotment Order per An / 2025-07-057	15-Jan-2025	Specific Budgets of National Government Agencies	101101	0.00	650,846.25	0.00	0.00	650,846.25	0.00	0.00	0.00	0.00	0.00	0.00	0.00	650,846.25	0.00	0.00	650,846.25
100	GAA Items released through GAA as Allotment Order per An / 2025-07-058	15-Jan-2025	Specific Budgets of National Government Agencies	101101	0.00	763,060.00	0.00	0.00	763,060.00	0.00	0.00	0.00	0.00	0.00	0.00	0.00	763,060.00	0.00	0.00	763,060.00
101	GAA Items released through GAA as Allotment Order per An / 2025-07-059	15-Jan-2025	Specific Budgets of National Government Agencies	101101	0.00	428,000.00	0.00	0.00	428,000.00	0.00	0.00	0.00	0.00	0.00	0.00	0.00	428,000.00	0.00	0.00	428,000.00
102	GAA Items released through GAA as Allotment Order per An / 2025-09-060	15-Jan-2025	Specific Budgets of National Government Agencies	101101	0.00	86,046.97	0.00	0.00	86,046.97	0.00	0.00	0.00	0.00	0.00	0.00	0.00	86,046.97	0.00	0.00	86,046.97
103	GAA Items released through GAA as Allotment Order per An / 2025-08-061	15-Jan-2025	Specific Budgets of National Government Agencies	101101	0.00	116,186.13	0.00	0.00	116,186.13	0.00	0.00	0.00	0.00	0.00	0.00	0.00	116,186.13	0.00	0.00	116,186.13
104	GAA Items released through GAA as Allotment Order per An / 2025-08-062	15-Jan-2025	Specific Budgets of National Government Agencies	101101	0.00	691,665.72	0.00	0.00	691,665.72	0.00	0.00	0.00	0.00	0.00	0.00	0.00	691,665.72	0.00	0.00	691,665.72
105	GAA Items released through GAA as Allotment Order per An / 2025-08-063	15-Jan-2025	Specific Budgets of National Government Agencies	101101	0.00	274,890.08	0.00	0.00	274,890.08	0.00	0.00	0.00	0.00	0.00	0.00	0.00	274,890.08	0.00	0.00	274,890.08
106	GAA Items released through GAA as Allotment Order per An / 2025-08-064	15-Jan-2025	Specific Budgets of National Government Agencies	101101	0.00	2,024,364.00	0.00	0.00	2,024,364.00	0.00	0.00	0.00	0.00	0.00	0.00	0.00	2,024,364.00	0.00	0.00	2,024,364.00
107	GAA Items released through GAA as Allotment Order per An / 2025-09-065	15-Jan-2025	Specific Budgets of National Government Agencies	101101	0.00	173,915.54	0.00	0.00	173,915.54	0.00	0.00	0.00	0.00	0.00	0.00	0.00	173,915.54	0.00	0.00	173,915.54
108	GAA Items released through GAA as Allotment Order per An / 2025-09-066	15-Jan-2025	Specific Budgets of National Government Agencies	101101	0.00	771,457.96	0.00	0.00	771,457.96	0.00	0.00	0.00	0.00	0.00	0.00	0.00	771,457.96	0.00	0.00	771,457.96
109	GAA Items released through GAA as Allotment Order per An / 2025-08-067	15-Jan-2025	Specific Budgets of National Government Agencies	101101	0.00	165,444.32	0.00	0.00	165,444.32	0.00	0.00	0.00	0.00	0.00	0.00	0.00	165,444.32	0.00	0.00	165,444.32
110	GAA Items released through GAA as Allotment Order per An / 2025-08-068	15-Jan-2025	Specific Budgets of National Government Agencies	101101	0.00	137,120.90	0.00	0.00	137,120.90	0.00	0.00	0.00	0.00	0.00	0.00	0.00	137,120.90	0.00	0.00	137,120.90
111	GAA Items released through GAA as Allotment Order per An / 2025-08-069	15-Jan-2025	Specific Budgets of National Government Agencies	101101	0.00	219,897.80	0.00	0.00	219,897.80	0.00	0.00	0.00	0.00	0.00	0.00	0.00	219,897.80	0.00	0.00	219,897.80
112	GAA Items released through GAA as Allotment Order per An / 2025-09-070	15-Jan-2025	Specific Budgets of National Government Agencies	101101	0.00	205,629.32	0.00	0.00	205,629.32	0.00	0.00	0.00	0.00	0.00	0.00	0.00	205,629.32	0.00	0.00	205,629.32
113	GAA Items released through GAA as Allotment Order per An / 2025-09-071	15-Jan-2025	Specific Budgets of National Government Agencies	101101	0.00	360,000.00	0.00	0.00	360,000.00	0.00	0.00	0.00	0.00	0.00	0.00	0.00	360,000.00	0.00	0.00	360,000.00

Department : Department of Transportation (DOTr)  
 Agency/Entity : Maritime Industry Authority (MARINA)  
 Region : ALL  
 Division : ALL  
 Operating Unit : ALL  
 Fund Cluster : 01 - Regular Agency Fund

X	Current Year Appropriations
	Supplemental Appropriations
	Continuing Appropriations

(e.g. UACS Fund Cluster: 01-Regular Agency Fund, 02-Foreign Assisted Projects Fund, 03-Special Account-Locally Funded/Domestic Grants Fund, and 04-Special Account-Foreign Assisted/Foreign Grants Fund)

No.	Allotments/Sub-Allotments Reference		Funding Source	Allotments/Sub-Allotments received from CO/ROs/OUs						Sub-Allotments to ROs/OUs				Total Allotments/Net of Sub-allotments						
	Number	Date		Description	UACS CODE	PS	MOOE	FinEx	CO	Total	PS	MOOE	FinEx	CO	Total	PS	MOOE	FinEx	CO	Total
	1	2	4	5	6	7	8	9	10=(6+7+8+9)	11	12	13	14	15=(11+12+13+14)	16=(6+11)	17=(7+12)	18=(8+13)	19=(9+14)	20=(10+17+18+19)	
1																				
114	GAA Items released through GAA as Allotment Order per An / 2025-09-072	16-Jan-2025	Specific Budgets of National Government Agencies	101101	0.00	438,801.86	0.00	0.00	438,801.86	0.00	0.00	0.00	0.00	0.00	0.00	438,801.86	0.00	0.00	0.00	438,801.86
115	GAA Items released through GAA as Allotment Order per An / 2025-09-073	16-Jan-2025	Specific Budgets of National Government Agencies	101101	0.00	48,219.96	0.00	0.00	48,219.96	0.00	0.00	0.00	0.00	0.00	0.00	48,219.96	0.00	0.00	0.00	48,219.96
116	GAA Items released through GAA as Allotment Order per An / 2025-09-074	16-Jan-2025	Specific Budgets of National Government Agencies	101101	0.00	350,345.00	0.00	0.00	350,345.00	0.00	0.00	0.00	0.00	0.00	0.00	350,345.00	0.00	0.00	0.00	350,345.00
117	GAA Items released through GAA as Allotment Order per An / 2025-09-075	16-Jan-2025	Specific Budgets of National Government Agencies	101101	0.00	197,748.62	0.00	0.00	197,748.62	0.00	0.00	0.00	0.00	0.00	0.00	197,748.62	0.00	0.00	0.00	197,748.62
118	GAA Items released through GAA as Allotment Order per An / 2025-09-076	16-Jan-2025	Specific Budgets of National Government Agencies	101101	0.00	710,318.40	0.00	0.00	710,318.40	0.00	0.00	0.00	0.00	0.00	0.00	710,318.40	0.00	0.00	0.00	710,318.40
119	GAA Items released through GAA as Allotment Order per An / 2025-09-077	16-Jan-2025	Specific Budgets of National Government Agencies	101101	0.00	1,147,958.97	0.00	0.00	1,147,958.97	0.00	0.00	0.00	0.00	0.00	0.00	1,147,958.97	0.00	0.00	0.00	1,147,958.97
120	GAA Items released through GAA as Allotment Order per An / 2025-09-078	16-Jan-2025	Specific Budgets of National Government Agencies	101101	0.00	753,216.81	0.00	0.00	753,216.81	0.00	0.00	0.00	0.00	0.00	0.00	753,216.81	0.00	0.00	0.00	753,216.81
121	GAA Items released through GAA as Allotment Order per An / 2025-09-079	16-Jan-2025	Specific Budgets of National Government Agencies	101101	0.00	170,285.84	0.00	0.00	170,285.84	0.00	0.00	0.00	0.00	0.00	0.00	170,285.84	0.00	0.00	0.00	170,285.84
122	GAA Items released through GAA as Allotment Order per An / 2025-09-080	16-Jan-2025	Specific Budgets of National Government Agencies	101101	0.00	189,485.00	0.00	0.00	189,485.00	0.00	0.00	0.00	0.00	0.00	0.00	189,485.00	0.00	0.00	0.00	189,485.00
123	GAA Items released through GAA as Allotment Order per An / 2025-09-081	16-Jan-2025	Specific Budgets of National Government Agencies	101101	0.00	455,561.44	0.00	0.00	455,561.44	0.00	0.00	0.00	0.00	0.00	0.00	455,561.44	0.00	0.00	0.00	455,561.44
124	GAA Items released through GAA as Allotment Order per An / 2025-09-082	16-Jan-2025	Specific Budgets of National Government Agencies	101101	0.00	389,286.88	0.00	0.00	389,286.88	0.00	0.00	0.00	0.00	0.00	0.00	389,286.88	0.00	0.00	0.00	389,286.88
125	GAA Items released through GAA as Allotment Order per An / 2025-10-083	16-Jan-2025	Specific Budgets of National Government Agencies	101101	0.00	800,000.00	0.00	0.00	800,000.00	0.00	0.00	0.00	0.00	0.00	0.00	800,000.00	0.00	0.00	0.00	800,000.00
126	GAA Items released through GAA as Allotment Order per An / 2025-10-084	16-Jan-2025	Specific Budgets of National Government Agencies	101101	0.00	526,500.00	0.00	0.00	526,500.00	0.00	0.00	0.00	0.00	0.00	0.00	526,500.00	0.00	0.00	0.00	526,500.00
127	GAA Items released through GAA as Allotment Order per An / 2025-10-085	16-Jan-2025	Specific Budgets of National Government Agencies	101101	0.00	717,790.00	0.00	0.00	717,790.00	0.00	0.00	0.00	0.00	0.00	0.00	717,790.00	0.00	0.00	0.00	717,790.00
128	GAA Items released through GAA as Allotment Order per An / 2025-10-086	16-Jan-2025	Specific Budgets of National Government Agencies	101101	0.00	388,218.00	0.00	0.00	388,218.00	0.00	0.00	0.00	0.00	0.00	0.00	388,218.00	0.00	0.00	0.00	388,218.00
129	GAA Items released through GAA as Allotment Order per An / 2025-10-087	16-Jan-2025	Specific Budgets of National Government Agencies	101101	0.00	696,821.00	0.00	0.00	696,821.00	0.00	0.00	0.00	0.00	0.00	0.00	696,821.00	0.00	0.00	0.00	696,821.00
130	GAA Items released through GAA as Allotment Order per An / 2025-10-088	16-Jan-2025	Specific Budgets of National Government Agencies	101101	0.00	213,500.00	0.00	0.00	213,500.00	0.00	0.00	0.00	0.00	0.00	0.00	213,500.00	0.00	0.00	0.00	213,500.00
131	GAA Items released through GAA as Allotment Order per An / 2025-10-089	16-Jan-2025	Specific Budgets of National Government Agencies	101101	0.00	376,000.00	0.00	0.00	376,000.00	0.00	0.00	0.00	0.00	0.00	0.00	376,000.00	0.00	0.00	0.00	376,000.00
132	GAA Items released through GAA as Allotment Order per An / 2025-10-090	16-Jan-2025	Specific Budgets of National Government Agencies	101101	0.00	576,385.00	0.00	0.00	576,385.00	0.00	0.00	0.00	0.00	0.00	0.00	576,385.00	0.00	0.00	0.00	576,385.00
133	GAA Items released through GAA as Allotment Order per An / 2025-10-091	16-Jan-2025	Specific Budgets of National Government Agencies	101101	0.00	667,500.00	0.00	0.00	667,500.00	0.00	0.00	0.00	0.00	0.00	0.00	667,500.00	0.00	0.00	0.00	667,500.00

Department : Department of Transportation (DOTr)  
 Agency/Entity : Maritime Industry Authority (MARINA)  
 Region : ALL  
 Division : ALL  
 Operating Unit : ALL  
 Fund Cluster : 01 - Regular Agency Fund

X	Current Year Appropriations
	Supplemental Appropriations
	Continuing Appropriations

(e.g. UACS Fund Cluster: 01-Regular Agency Fund, 02-Foreign Assisted Projects Fund, 03-Special Account-Locally Funded/Domestic Grants Fund, and 04-Special Account-Foreign Assisted/Foreign Grants Fund)

No.	Allotments/Sub-Allotments Reference		Funding Source		Allotments/Sub-Allotments received from CO/ROs/OUA					Sub-Allotments to ROs/OUA					Total Allotments/Net of Sub-allotments					
	Number	Date	Description	UACS CODE	PS	MOOE	FinEx	CO	Total	PS	MOOE	FinEx	CO	Total	PS	MOOE	FinEx	CO	Total	
1	2	3	4	5	6	7	8	9	10=(6+7+8+9)	11	12	13	14	15=(11+12+13+14)	16=(6+11)	17=(7+12)	18=(8+13)	19=(9+14)	20=(10+17+18+19)	
134	GAA Items released through GAA as Allotment Order per An / 2025-10-062	16-Jan-2025	Specific Budgets of National Government Agencies	101101	0.00	996,180.00	0.00	0.00	996,180.00	0.00	0.00	0.00	0.00	0.00	0.00	996,180.00	0.00	0.00	0.00	996,180.00
135	GAA Items released through GAA as Allotment Order per An / 2025-10-063	16-Jan-2025	Specific Budgets of National Government Agencies	101101	0.00	279,500.00	0.00	0.00	279,500.00	0.00	0.00	0.00	0.00	0.00	0.00	279,500.00	0.00	0.00	0.00	279,500.00
136	GAA Items released through GAA as Allotment Order per An / 2025-10-064	16-Jan-2025	Specific Budgets of National Government Agencies	101101	0.00	832,500.00	0.00	0.00	832,500.00	0.00	0.00	0.00	0.00	0.00	0.00	832,500.00	0.00	0.00	0.00	832,500.00
137	GAA Items released through GAA as Allotment Order per An / 2025-10-065	16-Jan-2025	Specific Budgets of National Government Agencies	101101	0.00	847,780.00	0.00	0.00	847,780.00	0.00	0.00	0.00	0.00	0.00	0.00	847,780.00	0.00	0.00	0.00	847,780.00
138	GAA Items released through GAA as Allotment Order per An / 2025-10-066	16-Jan-2025	Specific Budgets of National Government Agencies	101101	0.00	196,151.00	0.00	0.00	196,151.00	0.00	0.00	0.00	0.00	0.00	0.00	196,151.00	0.00	0.00	0.00	196,151.00
139	GAA Items released through GAA as Allotment Order per An / 2025-10-067	16-Jan-2025	Specific Budgets of National Government Agencies	101101	0.00	420,000.00	0.00	0.00	420,000.00	0.00	0.00	0.00	0.00	0.00	0.00	420,000.00	0.00	0.00	0.00	420,000.00
140	GAA Items released through GAA as Allotment Order per An / 2025-10-068	16-Jan-2025	Specific Budgets of National Government Agencies	101101	418,234.95	0.00	0.00	0.00	418,234.95	0.00	0.00	0.00	0.00	0.00	418,234.95	0.00	0.00	0.00	418,234.95	
141	GAA Items released through GAA as Allotment Order per An / 2025-11-100	16-Jan-2025	Specific Budgets of National Government Agencies	101101	0.00	643,363.02	0.00	0.00	643,363.02	0.00	0.00	0.00	0.00	0.00	0.00	643,363.02	0.00	0.00	0.00	643,363.02
142	GAA Items released through GAA as Allotment Order per An / 2025-11-101	16-Jan-2025	Specific Budgets of National Government Agencies	101101	0.00	645,820.31	0.00	0.00	645,820.31	0.00	0.00	0.00	0.00	0.00	0.00	645,820.31	0.00	0.00	0.00	645,820.31
143	GAA Items released through GAA as Allotment Order per An / 2025-11-102	16-Jan-2025	Specific Budgets of National Government Agencies	101101	0.00	590,524.46	0.00	0.00	590,524.46	0.00	0.00	0.00	0.00	0.00	0.00	590,524.46	0.00	0.00	0.00	590,524.46
144	GAA Items released through GAA as Allotment Order per An / 2025-11-103	16-Jan-2025	Specific Budgets of National Government Agencies	101101	0.00	757,002.88	0.00	0.00	757,002.88	0.00	0.00	0.00	0.00	0.00	0.00	757,002.88	0.00	0.00	0.00	757,002.88
145	GAA Items released through GAA as Allotment Order per An / 2025-11-104	16-Jan-2025	Specific Budgets of National Government Agencies	101101	0.00	644,043.51	0.00	0.00	644,043.51	0.00	0.00	0.00	0.00	0.00	0.00	644,043.51	0.00	0.00	0.00	644,043.51
146	GAA Items released through GAA as Allotment Order per An / 2025-11-105	16-Jan-2025	Specific Budgets of National Government Agencies	101101	0.00	1,035,657.08	0.00	0.00	1,035,657.08	0.00	0.00	0.00	0.00	0.00	0.00	1,035,657.08	0.00	0.00	0.00	1,035,657.08
147	GAA Items released through GAA as Allotment Order per An / 2025-11-106	16-Jan-2025	Specific Budgets of National Government Agencies	101101	0.00	645,333.31	0.00	0.00	645,333.31	0.00	0.00	0.00	0.00	0.00	0.00	645,333.31	0.00	0.00	0.00	645,333.31
148	GAA Items released through GAA as Allotment Order per An / 2025-11-107	16-Jan-2025	Specific Budgets of National Government Agencies	101101	0.00	429,139.04	0.00	0.00	429,139.04	0.00	0.00	0.00	0.00	0.00	0.00	429,139.04	0.00	0.00	0.00	429,139.04
149	GAA Items released through GAA as Allotment Order per An / 2025-11-108	16-Jan-2025	Specific Budgets of National Government Agencies	101101	0.00	1,806,459.25	0.00	0.00	1,806,459.25	0.00	0.00	0.00	0.00	0.00	0.00	1,806,459.25	0.00	0.00	0.00	1,806,459.25
150	GAA Items released through GAA as Allotment Order per An / 2025-11-109	16-Jan-2025	Specific Budgets of National Government Agencies	101101	0.00	473,308.30	0.00	0.00	473,308.30	0.00	0.00	0.00	0.00	0.00	0.00	473,308.30	0.00	0.00	0.00	473,308.30
151	GAA Items released through GAA as Allotment Order per An / 2025-11-110	16-Jan-2025	Specific Budgets of National Government Agencies	101101	0.00	894,019.52	0.00	0.00	894,019.52	0.00	0.00	0.00	0.00	0.00	0.00	894,019.52	0.00	0.00	0.00	894,019.52
152	GAA Items released through GAA as Allotment Order per An / 2025-11-111	16-Jan-2025	Specific Budgets of National Government Agencies	101101	0.00	650,000.00	0.00	0.00	650,000.00	0.00	0.00	0.00	0.00	0.00	0.00	650,000.00	0.00	0.00	0.00	650,000.00
153	GAA Items released through GAA as Allotment Order per An / 2025-12-0001 (MRO X)	16-Jan-2025	Specific Budgets of National Government Agencies	101101	0.00	467,000.00	0.00	0.00	467,000.00	0.00	0.00	0.00	0.00	0.00	0.00	467,000.00	0.00	0.00	0.00	467,000.00

Department : Department of Transportation (DOTr)  
 Agency/Entity : Maritime Industry Authority (MARINA)  
 Region : ALL  
 Division : ALL  
 Operating Unit : ALL  
 Fund Cluster : 01 - Regular Agency Fund

X	Current Year Appropriations
	Supplemental Appropriations
	Continuing Appropriations

(e.g. UACS Fund Cluster: 01-Regular Agency Fund, 02-Foreign Assisted Projects Fund, 03-Special Account-Locally Funded/Domestic Grants Fund, and 04-Special Account-Foreign Assisted/Foreign Grants Fund)

No.	Allotments/Sub-Allotments Reference			Funding Source	Allotments/Sub-Allotments received from CO/ROs/IOUs						Sub-Allotments to ROs/IOUs					Total Allotments/Net of Sub-allotments				
	Number	Date	Description	UACS CODE	PS	MOOE	FinEx	CO	Total	PS	MOOE	FinEx	CO	Total	PS	MOOE	FinEx	CO	Total	
1	2	3	4	5	6	7	8	9	10=(6+7+8+9)	11	12	13	14	15=(11+12+13+14)	16=(6+11)	17=(7+12)	18=(8+13)	19=(9+14)	20=(10+17+18+19)	
154	GAA Items released through GAA as Allotment Order per An / 2025-12-01 (MRO IX)	16-Jan-2025	Specific Budgets of National Government Agencies	101101	0.00	460,000.00	0.00	0.00	460,000.00	0.00	0.00	0.00	0.00	0.00	0.00	0.00	460,000.00	0.00	0.00	460,000.00
155	GAA Items released through GAA as Allotment Order per An / 2025-12-01 (MRO V)	16-Jan-2025	Specific Budgets of National Government Agencies	101101	1,323,525.49	0.00	0.00	0.00	1,323,525.49	0.00	0.00	0.00	0.00	0.00	1,323,525.49	0.00	0.00	0.00	0.00	1,323,525.49
156	GAA Items released through GAA as Allotment Order per An / 2025-12-01 (MRO VI)	16-Jan-2025	Specific Budgets of National Government Agencies	101101	1,140,996.45	0.00	0.00	0.00	1,140,996.45	0.00	0.00	0.00	0.00	0.00	1,140,996.45	0.00	0.00	0.00	0.00	1,140,996.45
157	GAA Items released through GAA as Allotment Order per An / 2025-12-01 (MRO VII)	16-Jan-2025	Specific Budgets of National Government Agencies	101101	0.00	642,000.00	0.00	0.00	642,000.00	0.00	0.00	0.00	0.00	0.00	0.00	0.00	642,000.00	0.00	0.00	642,000.00
158	GAA Items released through GAA as Allotment Order per An / 2025-12-01 (MRO VIII)	16-Jan-2025	Specific Budgets of National Government Agencies	101101	0.00	454,000.00	0.00	0.00	454,000.00	0.00	0.00	0.00	0.00	0.00	0.00	0.00	454,000.00	0.00	0.00	454,000.00
159	GAA Items released through GAA as Allotment Order per An / 2025-12-01 (MRO X)	16-Jan-2025	Specific Budgets of National Government Agencies	101101	0.00	408,000.00	0.00	0.00	408,000.00	0.00	0.00	0.00	0.00	0.00	0.00	0.00	408,000.00	0.00	0.00	408,000.00
160	GAA Items released through GAA as Allotment Order per An / 2025-12-01 (MRO XI)	16-Jan-2025	Specific Budgets of National Government Agencies	101101	0.00	120,000.00	0.00	0.00	120,000.00	0.00	0.00	0.00	0.00	0.00	0.00	0.00	120,000.00	0.00	0.00	120,000.00
161	GAA Items released through GAA as Allotment Order per An / 2025-12-01 (MRO XII)	16-Jan-2025	Specific Budgets of National Government Agencies	101101	2,248,868.17	0.00	0.00	0.00	2,248,868.17	0.00	0.00	0.00	0.00	0.00	2,248,868.17	0.00	0.00	0.00	0.00	2,248,868.17
162	GAA Items released through GAA as Allotment Order per An / 2025-12-02 (MRO IV)	16-Jan-2025	Specific Budgets of National Government Agencies	101101	778,390.87	0.00	0.00	0.00	778,390.87	0.00	0.00	0.00	0.00	0.00	778,390.87	0.00	0.00	0.00	0.00	778,390.87
163	GAA Items released through GAA as Allotment Order per An / 2025-12-02 (MRO V)	16-Jan-2025	Specific Budgets of National Government Agencies	101101	0.00	610,000.00	0.00	0.00	610,000.00	0.00	0.00	0.00	0.00	0.00	0.00	0.00	610,000.00	0.00	0.00	610,000.00
164	GAA Items released through GAA as Allotment Order per An / 2025-12-02 (MRO VI)	16-Jan-2025	Specific Budgets of National Government Agencies	101101	0.00	400,000.00	0.00	0.00	400,000.00	0.00	0.00	0.00	0.00	0.00	0.00	0.00	400,000.00	0.00	0.00	400,000.00
165	GAA Items released through GAA as Allotment Order per An / 2025-12-03 (MRO XI)	16-Jan-2025	Specific Budgets of National Government Agencies	101101	2,000.00	0.00	0.00	0.00	2,000.00	0.00	0.00	0.00	0.00	0.00	2,000.00	0.00	0.00	0.00	0.00	2,000.00
166	GAA Items released through GAA as Allotment Order per An / 2025-12-03 (MRO XII)	16-Jan-2025	Specific Budgets of National Government Agencies	101101	0.00	240,000.00	0.00	0.00	240,000.00	0.00	0.00	0.00	0.00	0.00	0.00	0.00	240,000.00	0.00	0.00	240,000.00
167	GAA Items released through GAA as Allotment Order per An / 2025-12-13	16-Jan-2025	Specific Budgets of National Government Agencies	101101	539,226.66	0.00	0.00	0.00	539,226.66	0.00	0.00	0.00	0.00	0.00	539,226.66	0.00	0.00	0.00	0.00	539,226.66
168	GAA Items released through GAA as Allotment Order per An / 2025-12-14	16-Jan-2025	Specific Budgets of National Government Agencies	101101	663,109.30	0.00	0.00	0.00	663,109.30	0.00	0.00	0.00	0.00	0.00	663,109.30	0.00	0.00	0.00	0.00	663,109.30
169	GAA Items released through GAA as Allotment Order per An / 2025-12-15	16-Jan-2025	Specific Budgets of National Government Agencies	101101	1,373,313.09	0.00	0.00	0.00	1,373,313.09	0.00	0.00	0.00	0.00	0.00	1,373,313.09	0.00	0.00	0.00	0.00	1,373,313.09
170	GAA Items released through GAA as Allotment Order per An / 2025-12-16	16-Jan-2025	Specific Budgets of National Government Agencies	101101	694,850.30	0.00	0.00	0.00	694,850.30	0.00	0.00	0.00	0.00	0.00	694,850.30	0.00	0.00	0.00	0.00	694,850.30
171	GAA Items released through GAA as Allotment Order per An / 2025-12-17	16-Jan-2025	Specific Budgets of National Government Agencies	101101	850,459.31	0.00	0.00	0.00	850,459.31	0.00	0.00	0.00	0.00	0.00	850,459.31	0.00	0.00	0.00	0.00	850,459.31
172	GAA Items released through GAA as Allotment Order per An / 2025-12-18	16-Jan-2025	Specific Budgets of National Government Agencies	101101	666,360.27	0.00	0.00	0.00	666,360.27	0.00	0.00	0.00	0.00	0.00	666,360.27	0.00	0.00	0.00	0.00	666,360.27
173	GAA Items released through GAA as Allotment Order per An / 2025-12-19	16-Jan-2025	Specific Budgets of National Government Agencies	101101	788,742.83	0.00	0.00	0.00	788,742.83	0.00	0.00	0.00	0.00	0.00	788,742.83	0.00	0.00	0.00	0.00	788,742.83

Department : Department of Transportation (DOTr)  
 Agency/Entity : Maritime Industry Authority (MARINA)  
 Region : ALL  
 Division : ALL  
 Operating Unit : ALL  
 Fund Cluster : 01 - Regular Agency Fund

X	Current Year Appropriations
	Supplemental Appropriations
	Continuing Appropriations

(e.g. UACS Fund Cluster: 01-Regular Agency Fund, 02-Foreign Assisted Projects Fund, 03-Special Account-Locally Funded/Domestic Grants Fund, and 04-Special Account-Foreign Assisted/Foreign Grants Fund)

No.	Allotments/Sub-Allotments Reference			Funding Source	Allotments/Sub-Allotments received from CO/ROs/OUs					Sub-Allotments to ROs/OUs					Total Allotments/Net of Sub-allotments					
	Number	Date	Description	UACS CODE	PS	MOOE	FinEx	CO	Total	PS	MOOE	FinEx	CO	Total	PS	MOOE	FinEx	CO	Total	
									10=(6+7+8+9)					15=(11+12+13+14)	16=(8+11)	17=(7+12)	18=(9+13)	19=(3+14)	20=(15+17+18+19)	
174	GAA Items released through GAA as Allotment Order per An / 2025-12-121	16-Jan-2025	Specific Budgets of National Government Agencies	101101	126,567.56	0.00	0.00	0.00	126,567.56	0.00	0.00	0.00	0.00	0.00	126,567.56	0.00	0.00	0.00	0.00	126,567.56
175	GAA Items released through GAA as Allotment Order per An / 2025-12-122	16-Jan-2025	Specific Budgets of National Government Agencies	101101	37,386.34	0.00	0.00	0.00	37,386.34	0.00	0.00	0.00	0.00	0.00	37,386.34	0.00	0.00	0.00	0.00	37,386.34
176	GAA Items released through GAA as Allotment Order per An / 2025-12-134	16-Jan-2025	Specific Budgets of National Government Agencies	101101	0.00	532,163.52	0.00	0.00	532,163.52	0.00	0.00	0.00	0.00	0.00	0.00	532,163.52	0.00	0.00	0.00	532,163.52
177	GAA Items released through GAA as Allotment Order per An / 2025-12-135	16-Jan-2025	Specific Budgets of National Government Agencies	101101	0.00	2,827,847.35	0.00	0.00	2,827,847.35	0.00	0.00	0.00	0.00	0.00	0.00	2,827,847.35	0.00	0.00	0.00	2,827,847.35
178	GAA Items released through GAA as Allotment Order per An / 2025-12-136	16-Jan-2025	Specific Budgets of National Government Agencies	101101	0.00	1,135,009.64	0.00	0.00	1,135,009.64	0.00	0.00	0.00	0.00	0.00	0.00	1,135,009.64	0.00	0.00	0.00	1,135,009.64
179	GAA Items released through GAA as Allotment Order per An / 2025-12-137	16-Jan-2025	Specific Budgets of National Government Agencies	101101	0.00	843,362.80	0.00	0.00	843,362.80	0.00	0.00	0.00	0.00	0.00	0.00	843,362.80	0.00	0.00	0.00	843,362.80
180	GAA Items released through GAA as Allotment Order per An / 2025-12-138	16-Jan-2025	Specific Budgets of National Government Agencies	101101	0.00	1,161,961.71	0.00	0.00	1,161,961.71	0.00	0.00	0.00	0.00	0.00	0.00	1,161,961.71	0.00	0.00	0.00	1,161,961.71
181	GAA Items released through GAA as Allotment Order per An / 2025-12-139	16-Jan-2025	Specific Budgets of National Government Agencies	101101	0.00	611,362.78	0.00	0.00	611,362.78	0.00	0.00	0.00	0.00	0.00	0.00	611,362.78	0.00	0.00	0.00	611,362.78
182	GAA Items released through GAA as Allotment Order per An / 2025-12-140	16-Jan-2025	Specific Budgets of National Government Agencies	101101	0.00	620,551.62	0.00	0.00	620,551.62	0.00	0.00	0.00	0.00	0.00	0.00	620,551.62	0.00	0.00	0.00	620,551.62
183	GAA Items released through GAA as Allotment Order per An / 2025-12-141	16-Jan-2025	Specific Budgets of National Government Agencies	101101	0.00	190,000.00	0.00	0.00	190,000.00	0.00	0.00	0.00	0.00	0.00	0.00	190,000.00	0.00	0.00	0.00	190,000.00
184	GAA Items released through GAA as Allotment Order per An / 2025-12-142	16-Jan-2025	Specific Budgets of National Government Agencies	101101	0.00	623,376.83	0.00	0.00	623,376.83	0.00	0.00	0.00	0.00	0.00	0.00	623,376.83	0.00	0.00	0.00	623,376.83
185	GAA Items released through GAA as Allotment Order per An / 2025-12-143	16-Jan-2025	Specific Budgets of National Government Agencies	101101	0.00	580,215.04	0.00	0.00	580,215.04	0.00	0.00	0.00	0.00	0.00	0.00	580,215.04	0.00	0.00	0.00	580,215.04
186	GAA Items released through GAA as Allotment Order per An / SA No. 2025-02-002	16-Jan-2025	Specific Budgets of National Government Agencies	101101	0.00	358,150.00	0.00	0.00	358,150.00	0.00	0.00	0.00	0.00	0.00	0.00	358,150.00	0.00	0.00	0.00	358,150.00
187	GAA Items released through GAA as Allotment Order per An / SA No. 2025-02-003	16-Jan-2025	Specific Budgets of National Government Agencies	101101	0.00	900,000.00	0.00	0.00	900,000.00	0.00	0.00	0.00	0.00	0.00	0.00	900,000.00	0.00	0.00	0.00	900,000.00
188	GAA Items released through GAA as Allotment Order per An / SA No. 2025-03-006	16-Jan-2025	Specific Budgets of National Government Agencies	101101	0.00	486,156.13	0.00	0.00	486,156.13	0.00	0.00	0.00	0.00	0.00	0.00	486,156.13	0.00	0.00	0.00	486,156.13
189	GAA Items released through GAA as Allotment Order per An / SA No. 2025-03-007	16-Jan-2025	Specific Budgets of National Government Agencies	101101	0.00	222,250.00	0.00	0.00	222,250.00	0.00	0.00	0.00	0.00	0.00	0.00	222,250.00	0.00	0.00	0.00	222,250.00
190	GAA Items released through GAA as Allotment Order per An / SA No. 2025-03-008	16-Jan-2025	Specific Budgets of National Government Agencies	101101	0.00	430,004.52	0.00	0.00	430,004.52	0.00	0.00	0.00	0.00	0.00	0.00	430,004.52	0.00	0.00	0.00	430,004.52
191	GAA Items released through GAA as Allotment Order per An / SA No. 2025-03-009	16-Jan-2025	Specific Budgets of National Government Agencies	101101	0.00	640,585.28	0.00	0.00	640,585.28	0.00	0.00	0.00	0.00	0.00	0.00	640,585.28	0.00	0.00	0.00	640,585.28
192	GAA Items released through GAA as Allotment Order per An / SA No. 2025-03-010	16-Jan-2025	Specific Budgets of National Government Agencies	101101	0.00	826,209.56	0.00	0.00	826,209.56	0.00	0.00	0.00	0.00	0.00	0.00	826,209.56	0.00	0.00	0.00	826,209.56
193	GAA Items released through GAA as Allotment Order per An / SA No. 2025-03-011	16-Jan-2025	Specific Budgets of National Government Agencies	101101	0.00	294,190.24	0.00	0.00	294,190.24	0.00	0.00	0.00	0.00	0.00	0.00	294,190.24	0.00	0.00	0.00	294,190.24

Department : Department of Transportation (DOTr)  
 Agency/Entity : Maritime Industry Authority (MARINA)  
 Region : ALL  
 Division : ALL  
 Operating Unit : ALL  
 Fund Cluster : 01 - Regular Agency Fund

X	Current Year Appropriations
	Supplemental Appropriations
	Continuing Appropriations

(e.g. UACS Fund Cluster: 01-Regular Agency Fund, 02-Foreign Assisted Projects Fund, 03-Special Account-Locally Funded/Domestic Grants Fund, and 04-Special Account-Foreign Assisted/Foreign Grants Fund)

No.	Allotments/Sub-Allotments Reference			Funding Source	Allotments/Sub-Allotments received from CO/ROs/IOUs						Sub-Allotments to ROs/IOUs				Total Allotments/Net of Sub-allotments					
	Number	Date	Description	UACS CODE	PS	MOOE	FinEx	CO	Total	PS	MOOE	FinEx	CO	Total	PS	MOOE	FinEx	CO	Total	
1	2	3	4	5	6	7	8	9	10=(6+7+8+9)	11	12	13	14	15=(11+12+13+14)	16=(6+11)	17=(7+12)	18=(8+13)	19=(9+14)	20=(16+17+18+19)	
194	GAA Items released through GAA as Allotment Order per An / SA No. 2025-03-012	16-Jan-2025	Specific Budgets of National Government Agencies	101101	0.00	249,964.96	0.00	0.00	249,964.96	0.00	0.00	0.00	0.00	0.00	0.00	0.00	249,964.96	0.00	0.00	249,964.96
195	GAA Items released through GAA as Allotment Order per An / SA No. 2025-03-013	16-Jan-2025	Specific Budgets of National Government Agencies	101101	0.00	49,361.50	0.00	0.00	49,361.50	0.00	0.00	0.00	0.00	0.00	0.00	0.00	49,361.50	0.00	0.00	49,361.50
196	GAA Items released through GAA as Allotment Order per An / SA No. 2025-03-014	16-Jan-2025	Specific Budgets of National Government Agencies	101101	0.00	645,098.84	0.00	0.00	645,098.84	0.00	0.00	0.00	0.00	0.00	0.00	0.00	645,098.84	0.00	0.00	645,098.84
197	GAA Items released through GAA as Allotment Order per An / SA No. 2025-03-015	16-Jan-2025	Specific Budgets of National Government Agencies	101101	0.00	914,913.50	0.00	0.00	914,913.50	0.00	0.00	0.00	0.00	0.00	0.00	0.00	914,913.50	0.00	0.00	914,913.50
198	Items For Release through GARO per Annex C of NBC No. 59 / 2025-10-099	16-Jan-2025	Retirement and Life Insurance Premiums	104102	113,484.74	0.00	0.00	0.00	113,484.74	0.00	0.00	0.00	0.00	0.00	113,484.74	0.00	0.00	0.00	113,484.74	
199	Items For Release through GARO per Annex C of NBC No. 59 / 2025-12-001 (MRO V)	16-Jan-2025	Retirement and Life Insurance Premiums	104102	144,838.31	0.00	0.00	0.00	144,838.31	0.00	0.00	0.00	0.00	0.00	144,838.31	0.00	0.00	0.00	144,838.31	
200	Items For Release through GARO per Annex C of NBC No. 59 / 2025-12-001 (MRO VI)	16-Jan-2025	Retirement and Life Insurance Premiums	104102	136,913.47	0.00	0.00	0.00	136,913.47	0.00	0.00	0.00	0.00	0.00	136,913.47	0.00	0.00	0.00	136,913.47	
201	Items For Release through GARO per Annex C of NBC No. 59 / 2025-12-002 (MRO VI)	16-Jan-2025	Retirement and Life Insurance Premiums	104102	88,834.77	0.00	0.00	0.00	88,834.77	0.00	0.00	0.00	0.00	0.00	88,834.77	0.00	0.00	0.00	88,834.77	
202	Items For Release through GARO per Annex C of NBC No. 59 / 2025-12-002 (MRO XII)	16-Jan-2025	Retirement and Life Insurance Premiums	104102	236,576.20	0.00	0.00	0.00	236,576.20	0.00	0.00	0.00	0.00	0.00	236,576.20	0.00	0.00	0.00	236,576.20	
203	SARO-BMB-A-25-000023 / SA No. 2025-02-001	24-Jan-2025	Pension and Gratuity Fund	101407	178,081.00	0.00	0.00	0.00	178,081.00	0.00	0.00	0.00	0.00	0.00	178,081.00	0.00	0.00	0.00	178,081.00	
204	SARO-BMB-A-25-0006700 / SA No. 2025-03-004	03-Mar-2025	Pension and Gratuity Fund	101407	1,062,564.26	0.00	0.00	0.00	1,062,564.26	0.00	0.00	0.00	0.00	0.00	1,062,564.26	0.00	0.00	0.00	1,062,564.26	
205	SARO-BMB-A-25-0006700 / SA No. 2025-03-005	03-Mar-2025	Pension and Gratuity Fund	101407	945,912.01	0.00	0.00	0.00	945,912.01	0.00	0.00	0.00	0.00	0.00	945,912.01	0.00	0.00	0.00	945,912.01	
206	ALLOTMENT FROM AFSA / 2025-03-018	09-Apr-2025	Specific Budgets of National Government Agencies	101101	243,364.46	0.00	0.00	0.00	243,364.46	0.00	0.00	0.00	0.00	0.00	243,364.46	0.00	0.00	0.00	243,364.46	
207	ALLOTMENT FROM AFSA / 2025-03-017	06-Apr-2025	Specific Budgets of National Government Agencies	101101	9,620.71	0.00	0.00	0.00	9,620.71	0.00	0.00	0.00	0.00	0.00	9,620.71	0.00	0.00	0.00	9,620.71	
208	ALLOTMENT FROM AFSA / 2025-03-018	08-Apr-2025	Specific Budgets of National Government Agencies	101101	76,610.46	0.00	0.00	0.00	76,610.46	0.00	0.00	0.00	0.00	0.00	76,610.46	0.00	0.00	0.00	76,610.46	
209	ALLOTMENT FROM AFSA / 2025-03-018	08-Apr-2025	Specific Budgets of National Government Agencies	101101	11,835.16	0.00	0.00	0.00	11,835.16	0.00	0.00	0.00	0.00	0.00	11,835.16	0.00	0.00	0.00	11,835.16	
210	ALLOTMENT FROM AFSA / 2025-03-020	06-Apr-2025	Specific Budgets of National Government Agencies	101101	122,665.85	0.00	0.00	0.00	122,665.85	0.00	0.00	0.00	0.00	0.00	122,665.85	0.00	0.00	0.00	122,665.85	
211	ALLOTMENT FROM AFSA / 2025-03-021	06-Apr-2025	Specific Budgets of National Government Agencies	101101	313,400.49	0.00	0.00	0.00	313,400.49	0.00	0.00	0.00	0.00	0.00	313,400.49	0.00	0.00	0.00	313,400.49	
212	ALLOTMENT FROM AFSA / 2025-03-022	06-Apr-2025	Specific Budgets of National Government Agencies	101101	125,366.06	0.00	0.00	0.00	125,366.06	0.00	0.00	0.00	0.00	0.00	125,366.06	0.00	0.00	0.00	125,366.06	
213	ALLOTMENT FROM AFSA / 2025-03-023	08-Apr-2025	Specific Budgets of National Government Agencies	101101	245,112.42	0.00	0.00	0.00	245,112.42	0.00	0.00	0.00	0.00	0.00	245,112.42	0.00	0.00	0.00	245,112.42	

Department : Department of Transportation (DOTr)  
 Agency/Entity : Maritime Industry Authority (MARINA)  
 Region : ALL  
 Division : ALL  
 Operating Unit : ALL  
 Fund Cluster : 01 - Regular Agency Fund

X	Current Year Appropriations
	Supplemental Appropriations
	Continuing Appropriations

(e.g. UACS Fund Cluster: 01-Regular Agency Fund, 02-Foreign Assisted Projects Fund, 03-Special Account-Locally Funded/Domestic Grants Fund, and 04-Special Account-Foreign Assisted/Foreign Grants Fund)


No.	Allotments/Sub-Allotments Reference			Funding Source	Allotments/Sub-Allotments received from CO/ROs/OU's						Sub-Allotments to ROs/OU's					Total Allotments/Net of Sub-allotments				
	Number	Date	Description	UACS CODE	PS	MOOE	FinEx	CO	Total	PS	MOOE	FinEx	CO	Total	PS	MOOE	FinEx	CO	Total	
1	2	3	4	5	6	7	8	9	10=(6+7+8+9)	11	12	13	14	15=(11+12+13+14)	16=(6+11)	17=(7+12)	18=(8+13)	19=(9+14)	20=(10+17+18+19)	
214	ALLOTMENT FROM APSA / 2025-03-024	08-Apr-2025	Specific Budgets of National Government Agencies	101101	707,024.74	0.00	0.00	0.00	707,024.74	0.00	0.00	0.00	0.00	0.00	707,024.74	0.00	0.00	0.00	0.00	707,024.74
215	ALLOTMENT FROM APSA / 2025-03-025	08-Apr-2025	Specific Budgets of National Government Agencies	101101	96,259.81	0.00	0.00	0.00	96,259.81	0.00	0.00	0.00	0.00	0.00	96,259.81	0.00	0.00	0.00	0.00	96,259.81
216	ALLOTMENT FROM APSA / 2025-03-026	08-Apr-2025	Specific Budgets of National Government Agencies	101101	250,229.99	0.00	0.00	0.00	250,229.99	0.00	0.00	0.00	0.00	0.00	250,229.99	0.00	0.00	0.00	0.00	250,229.99
217	SUBALLOTMENT FROM 0100000 - Central Office / SUBARO NO. / SA No. 2025-03-004 / 2025-12-002 / MRO N/A	08-Apr-2025	Pension and Gratuity Fund	101407	0.56	0.00	0.00	0.00	0.56	0.00	0.00	0.00	0.00	0.00	0.56	0.00	0.00	0.00	0.00	0.56
218	ALLOTMENT FROM MAF (MOOE) / 2025-12-112	11-Apr-2025	Specific Budgets of National Government Agencies	101101	0.00	840,570.22	0.00	0.00	840,570.22	0.00	0.00	0.00	0.00	0.00	0.00	840,570.22	0.00	0.00	0.00	840,570.22
219	SARO-BMB-A-25-0010271 / 2025-05-035	20-May-2025	Pension and Gratuity Fund	101407	101,206.00	0.00	0.00	0.00	101,206.00	0.00	0.00	0.00	0.00	0.00	101,206.00	0.00	0.00	0.00	0.00	101,206.00
220	SARO-BMB-A-25-0010271 / 2025-05-036	20-May-2025	Pension and Gratuity Fund	101407	99,376.84	0.00	0.00	0.00	99,376.84	0.00	0.00	0.00	0.00	0.00	99,376.84	0.00	0.00	0.00	0.00	99,376.84
221	SARO-BMB-A-25-0010271 / 2025-12-120	20-May-2025	Pension and Gratuity Fund	101407	916,210.62	0.00	0.00	0.00	916,210.62	0.00	0.00	0.00	0.00	0.00	916,210.62	0.00	0.00	0.00	0.00	916,210.62
222	ALLOTMENT FROM APSA / 2025-12-130	12-Jul-2025	Specific Budgets of National Government Agencies	101101	454,000.00	0.00	0.00	0.00	454,000.00	0.00	0.00	0.00	0.00	0.00	454,000.00	0.00	0.00	0.00	0.00	454,000.00
223	ALLOTMENT FROM APSA / 2025-12-131	12-Jul-2025	Specific Budgets of National Government Agencies	101101	460,000.00	0.00	0.00	0.00	460,000.00	0.00	0.00	0.00	0.00	0.00	460,000.00	0.00	0.00	0.00	0.00	460,000.00
224	ALLOTMENT FROM APSA / 2025-12-132	12-Jul-2025	Specific Budgets of National Government Agencies	101101	467,000.00	0.00	0.00	0.00	467,000.00	0.00	0.00	0.00	0.00	0.00	467,000.00	0.00	0.00	0.00	0.00	467,000.00
225	ALLOTMENT FROM APSA / 2025-12-133	12-Jul-2025	Specific Budgets of National Government Agencies	101101	120,000.00	0.00	0.00	0.00	120,000.00	0.00	0.00	0.00	0.00	0.00	120,000.00	0.00	0.00	0.00	0.00	120,000.00
226	SARO-BMB-A-25-0017969 / 2025-12-123	09-Dec-2025	Retirement and Life Insurance Premiums	104102	48,634.40	0.00	0.00	0.00	48,634.40	0.00	0.00	0.00	0.00	0.00	48,634.40	0.00	0.00	0.00	0.00	48,634.40
227	SARO-BMB-A-25-0017969 / 2025-12-124	09-Dec-2025	Retirement and Life Insurance Premiums	104102	194,322.38	0.00	0.00	0.00	194,322.38	0.00	0.00	0.00	0.00	0.00	194,322.38	0.00	0.00	0.00	0.00	194,322.38
228	SARO-BMB-A-25-0017969 / 2025-12-125	09-Dec-2025	Retirement and Life Insurance Premiums	104102	124,070.58	0.00	0.00	0.00	124,070.58	0.00	0.00	0.00	0.00	0.00	124,070.58	0.00	0.00	0.00	0.00	124,070.58
229	SARO-BMB-A-25-0017969 / 2025-12-126	09-Dec-2025	Retirement and Life Insurance Premiums	104102	77,951.10	0.00	0.00	0.00	77,951.10	0.00	0.00	0.00	0.00	0.00	77,951.10	0.00	0.00	0.00	0.00	77,951.10
230	SARO-BMB-A-25-0017969 / 2025-12-127	09-Dec-2025	Retirement and Life Insurance Premiums	104102	77,922.88	0.00	0.00	0.00	77,922.88	0.00	0.00	0.00	0.00	0.00	77,922.88	0.00	0.00	0.00	0.00	77,922.88
231	SARO-BMB-A-25-0017969 / 2025-12-128	09-Dec-2025	Retirement and Life Insurance Premiums	104102	90,789.33	0.00	0.00	0.00	90,789.33	0.00	0.00	0.00	0.00	0.00	90,789.33	0.00	0.00	0.00	0.00	90,789.33
232	SARO-BMB-A-25-0017969 / 2025-12-129	09-Dec-2025	Retirement and Life Insurance Premiums	104102	56,400.00	0.00	0.00	0.00	56,400.00	0.00	0.00	0.00	0.00	0.00	56,400.00	0.00	0.00	0.00	0.00	56,400.00
233	SARO-BMB-A-25-0018056 / 2025-12-144	22-Dec-2025	Specific Budgets of National Government Agencies	101101	272,000.00	0.00	0.00	0.00	272,000.00	0.00	0.00	0.00	0.00	0.00	272,000.00	0.00	0.00	0.00	0.00	272,000.00


Department : Department of Transportation (DOTr)  
 Agency/Entity : Maritime Industry Authority (MARINA)  
 Region : ALL  
 Division : ALL  
 Operating Unit : ALL  
 Fund Cluster : 01 - Regular Agency Fund

X	Current Year Appropriations
	Supplemental Appropriations
	Continuing Appropriations

(e.g. UACS Fund Cluster: 01-Regular Agency Fund, 02-Foreign Assisted Projects Fund, 03-Special Account-Locally Funded/Domestic Grants Fund, and 04-Special Account-Foreign Assisted/Foreign Grants Fund)

No.	Allotments/Sub-Allotments Reference		Funding Source		Allotments/Sub-Allotments received from CO/ROs/OU's						Sub-Allotments to ROs/OU's					Total Allotments/Net of Sub-allotments				
	Number	Date	Description	UACS CODE	PS	MOOE	FinEx	CO	Total	PS	MOOE	FinEx	CO	Total	PS	MOOE	FinEx	CO	Total	
1	2	3	4	5	6	7	8	9	10=(6+7+8+9)	11	12	13	14	15=(11+12+13+14)	16=(6+11)	17=(7+12)	18=(8+13)	19=(9+14)	20=(10+17+18+19)	
234	SARO-BMS-A-25-0019096 / 2025-12-145	22-Dec-2025	Specific Budgets of National Government Agencies	101101	640,000.00	0.00	0.00	0.00	640,000.00	0.00	0.00	0.00	0.00	0.00	640,000.00	0.00	0.00	0.00	0.00	640,000.00
235	SARO-BMS-A-25-0019096 / 2025-12-148	22-Dec-2025	Specific Budgets of National Government Agencies	101101	380,000.00	0.00	0.00	0.00	380,000.00	0.00	0.00	0.00	0.00	0.00	380,000.00	0.00	0.00	0.00	0.00	380,000.00
236	SARO-BMS-A-25-0019096 / 2025-12-147	22-Dec-2025	Specific Budgets of National Government Agencies	101101	420,000.00	0.00	0.00	0.00	420,000.00	0.00	0.00	0.00	0.00	0.00	420,000.00	0.00	0.00	0.00	0.00	420,000.00
237	SARO-BMS-A-25-0019096 / 2025-12-148	22-Dec-2025	Specific Budgets of National Government Agencies	101101	642,000.00	0.00	0.00	0.00	642,000.00	0.00	0.00	0.00	0.00	0.00	642,000.00	0.00	0.00	0.00	0.00	642,000.00
238	SARO-BMS-A-25-0019096 / 2025-12-149	22-Dec-2025	Specific Budgets of National Government Agencies	101101	610,000.00	0.00	0.00	0.00	610,000.00	0.00	0.00	0.00	0.00	0.00	610,000.00	0.00	0.00	0.00	0.00	610,000.00
239	SARO-BMS-A-25-0019096 / 2025-12-150	22-Dec-2025	Specific Budgets of National Government Agencies	101101	480,000.00	0.00	0.00	0.00	480,000.00	0.00	0.00	0.00	0.00	0.00	480,000.00	0.00	0.00	0.00	0.00	480,000.00
240	SARO-BMS-A-25-0019096 / 2025-12-151	22-Dec-2025	Specific Budgets of National Government Agencies	101101	428,000.00	0.00	0.00	0.00	428,000.00	0.00	0.00	0.00	0.00	0.00	428,000.00	0.00	0.00	0.00	0.00	428,000.00
241	SARO-BMS-A-25-0019096 / 2025-12-152	22-Dec-2025	Specific Budgets of National Government Agencies	101101	400,000.00	0.00	0.00	0.00	400,000.00	0.00	0.00	0.00	0.00	0.00	400,000.00	0.00	0.00	0.00	0.00	400,000.00
242	SARO-BMS-A-25-0019096 / 2025-12-153	22-Dec-2025	Specific Budgets of National Government Agencies	101101	360,000.00	0.00	0.00	0.00	360,000.00	0.00	0.00	0.00	0.00	0.00	360,000.00	0.00	0.00	0.00	0.00	360,000.00
243	SARO-BMS-A-25-0019096 / 2025-12-154	22-Dec-2025	Specific Budgets of National Government Agencies	101101	240,000.00	0.00	0.00	0.00	240,000.00	0.00	0.00	0.00	0.00	0.00	240,000.00	0.00	0.00	0.00	0.00	240,000.00
Sub-Total					25,202,814.14	59,848,424.18	0.00	4,400,000.00	89,452,038.32	0.00	0.00	0.00	0.00	0.00	25,202,814.14	59,848,424.18	0.00	4,400,000.00	89,452,038.32	
Sub-Total, 01 - Regular Agency Fund					833,769,842.14	708,804,424.18	0.00	109,325,000.00	1,472,699,366.32	(25,202,814.14)	(59,848,424.18)	0.00	(4,400,000.00)	(89,452,038.32)	828,567,328.00	648,756,000.00	0.00	104,925,000.00	1,383,247,328.00	
Total Allotments					653,789,842.14	708,804,424.18	0.00	109,325,000.00	1,472,699,366.32	(25,202,814.14)	(59,848,424.18)	0.00	(4,400,000.00)	(89,452,038.32)	828,567,328.00	648,756,000.00	0.00	104,925,000.00	1,383,247,328.00	

**Certified Correct:**  
  
 DAN HENRY V. RAMIREZ  
 Chief, Budget Division  
 Date: 26 JAN 2025

**Recommending Approval:**  
  
 Atty. MARIVIC S. RAMOS  
 Director II, MFAS  
 Date:

**Approved By:**  
  
 SONIA B. MALALUAN  
 Administrator  
 Date:


**STATEMENT OF OBLIGATIONS, DISBURSEMENTS, LIQUIDATIONS AND BALANCES for INTER-AGENCY FUND TRANSFERS**  
*(for Source Agency use only)*  
**As at the Quarter Ending December 31, 2025**

Agency/Entity : Department of Transportation  
 Region : Maritime Industry Authority (MARINA)  
 Division : ALL  
 Operating Unit : ALL  
 Fund Cluster : ALL  
 (e.g. UACB Fund Cluster: 01-Regular Agency Fund, 02-Foreign Assisted Projects Fund, 03-Special Account-Locally Funded/Domestic Grants Fund, and 04-Special Account-Foreign Assisted/Foreign Grants Fund)

Particulars	Obligations						Disbursements (Funds Transferred To)					Liquidations				Unpaid Obligations	Unliquidated Fund Transfers			
	Obligation Request and Status		1st Quarter	2nd Quarter	3rd Quarter	4th Quarter	Total	1st Quarter	2nd Quarter	3rd Quarter	4th Quarter	Total	1st Quarter	2nd Quarter	3rd Quarter			4th Quarter	Total	
	Number	Date	Ending March 31	Ending June 30	Ending September 30	Ending December 31		Ending March 31	Ending June 30	Ending September 30	Ending December 31		Ending March 31	Ending June 30	Ending September 30			Ending December 31		
1	2	3	4	5	6	7	8=4+5+6+7	9	10	11	12	13=9+10+11+12	14	15	16	17	18=14+15+16+17	19=8-13	20=(13-18)	
<b>GRAND TOTAL</b>																				

Certified Correct:  
  
 IAN HENRY V. RAMIREZ  
 Chief, Budget Division  
 Date: 26 JAN 2026

Certified Correct:  
  
 EDEN Z. EVANGELISTA  
 Chief Accountant  
 Date:


Recommending Approval:  
  
 Atty. MARIVIC S. RAMOS  
 Director II, MPAS  
 Date:

Approved By:  
  
 SONIA B. MALALUAN  
 Administrator  
 Date:


**STATEMENT OF APPROVED BUDGET, UTILIZATIONS, DISBURSEMENTS AND BALANCES**  
**(For Off-Budgetary Funds)**  
**As at the Quarter Ending December 31, 2025**

Department : Department of Transportation (DOTr)  
 Agency/Entity : Maritime Industry Authority (MARINA)  
 Region : ALL  
 Division : ALL  
 Operating Unit : ALL  
 Fund Cluster : 01 - Regular Agency Fund  
 (e.g. UACS Fund Cluster: 05-Internally Generated Funds and 06-Business Related Funds)

Particulars	UACS CODE	Approved Budget			Utilizations					Disbursements					Balances		
		Approved Budgeted Revenue	Adjustments (Reductions, Modifications/ Augmentations)	Adjusted Budgeted Revenue	1st Quarter Ending March 31	2nd Quarter Ending June 30	3rd Quarter Ending September 30	4th Quarter Ending December 31	Total	1st Quarter Ending March 31	2nd Quarter Ending June 30	3rd Quarter Ending September 30	4th Quarter Ending December 31	Total	Unutilized Budget	Unpaid Obligations (10-15)+(17+18)	
																16=(5-10)	17
1	2	3	4	5=(3+4)	6	7	8	9	10=(6+7+8+9)	11	12	13	14	15=(11+12+13+14)	16=(5-10)	17	18

Certified Correct:  
  
 DAN HENRY V. RAMIREZ  
 Chief, Budget Division  
 Date: 26 JAN 2026

Certified Correct:  
  
 EDEN Z. EVANGELISTA  
 Chief Accountant  
 Date:


Recommending Approval:  
  
 Atty. MARIVIC S. RAMOS  
 Director II, MFAS  
 Date:

Approved By:  
  
 SONIA B. MALALUAN  
 Administrator  
 Date:

**SUMMARY OF APPROVED BUDGET, UTILIZATIONS, DISBURSEMENTS AND BALANCES BY OBJECT OF EXPENDITURES**  
 (For Off-Budgetary Funds)  
 As at the Quarter Ending December 31, 2025

Department : Department of Transportation (DOTr)  
 Agency/Entity : Maritime Industry Authority (MARINA)  
 Region : ALL  
 Division : ALL  
 Operating Unit : ALL  
 Fund Cluster : 01 - Regular Agency Fund  
 (e.g. UACS Fund Cluster: 05-Internally Generated Funds and 06-Business Related Funds)

Particulars	UACS CODE	Approved Budget			Utilizations					Disbursements					Balances		
		Approved Budgeted Revenue	Adjustments (Reductions, Modifications/ Augmentations)	Adjusted Budgeted Revenue	1st Quarter Ending March 31	2nd Quarter Ending June 30	3rd Quarter Ending September 30	4th Quarter Ending December 31	Total	1st Quarter Ending March 31	2nd Quarter Ending June 30	3rd Quarter Ending September 30	4th Quarter Ending December 31	Total	Unutilized Budget	Unpaid Obligations (10-15)=(17+18)	
																Due and Demandable	Not Yet Due and Demandable
1	2	3	4	5=(3)-(4)	6	7	8	9	10=(6+7+8+9)	11	12	13	14	15=(11+12+13+14)	16=(5-15)	17	18
SUMMARY																	
A. AGENCY SPECIFIC BUDGET																	
GRAND TOTAL		0.00	0.00	0.00	0.00	0.00	0.00	0.00	0.00	0.00	0.00	0.00	0.00	0.00	0.00	0.00	0.00

Certified Correct:  
  
 DAN HENRY V. RAMIREZ  
 Chief, Budget Division  
 Date: 26 JAN 2026 8

Certified Correct:  
  
 EDEN Z. EVANGELISTA  
 Chief Accountant  
 Date:

Recommending Approval:  
  
 Atty. MARIVIC S. RAMOS  
 Director III, MFAS  
 Date:

Approved By:  
  
 SONIA B. MALALUAN  
 Administrator  
 Date:

**AGING OF UNPAID OBLIGATIONS\***  
As at December 31, 2025


Department : Department of Transportation (DOTr)  
Agency/Entity : Maritime Industry Authority (MARINA)  
Region : ALL  
Division : ALL  
Operating Unit : ALL  
Fund Cluster : 01 - Regular Agency Fund

(e.g. UACS Fund Cluster: 01-Regular Agency Fund, 02-Foreign Assisted Projects Fund, 03-Special Account-Locally Funded/ Domestic Grants Fund, 04-Special Account-Foreign Assisted/Foreign Grants Fund, 05-Internally Generated Funds, 06-Business Related Funds and 07-Trust Receipts)

Name of Creditors	Obligation Request and Status *			AGING OF UNPAID OBLIGATIONS							Remarks
	Number	Date	Amount	Amount	90 days & below	91 to 180 days	181 to 270 days	271 to 365/366 days	More than 1 year but less than	More than 2 years	
1	2	3	4	5=(6+7+8+9+10+11)	6	7	8	9	10	11	12
<b>A. Due and Demandable Obligations(Accounts Payable)*</b>			40,196,833.96	40,196,833.96	18,079,333.04	2,301,271.56	1,507,787.39	15,465,000.00	2,835,611.97	7,830.00	
<b>A.1 Current Year's Appropriations</b>			37,353,391.99	37,353,391.99	18,079,333.04	2,301,271.56	1,507,787.39	15,465,000.00	0.00	0.00	
Personnel Services			1,613,247.47	1,613,247.47	1,548,670.20	35,000.00	29,577.27	0.00	0.00	0.00	
Maintenance and Other Operating Expenses			33,920,144.52	33,920,144.52	14,710,662.84	2,266,271.56	1,478,210.12	15,465,000.00	0.00	0.00	
Capital Outlays			1,820,000.00	1,820,000.00	1,820,000.00	0.00	0.00	0.00	0.00	0.00	
<b>Sub-total</b>			37,353,391.99	37,353,391.99	18,079,333.04	2,301,271.56	1,507,787.39	15,465,000.00	0.00	0.00	
<b>A.2 Prior Years' Appropriations</b>			2,843,441.97	2,843,441.97	0.00	0.00	0.00	0.00	2,835,611.97	7,830.00	
Personnel Services			1,283,199.01	1,283,199.01	0.00	0.00	0.00	0.00	1,275,369.01	7,830.00	
Maintenance and Other Operating Expenses			1,560,242.96	1,560,242.96	0.00	0.00	0.00	0.00	1,560,242.96	0.00	
<b>Sub-total</b>			2,843,441.97	2,843,441.97	0.00	0.00	0.00	0.00	2,835,611.97	7,830.00	
<b>Total</b>			40,196,833.96	40,196,833.96	18,079,333.04	2,301,271.56	1,507,787.39	15,465,000.00	2,835,611.97	7,830.00	
<b>B. Not Yet Due and Demandable Obligations*</b>			137,038,573.06	137,038,573.06	58,861,143.89	9,275,032.00	804,665.00	512,646.40	63,056,490.66	4,528,595.11	
<b>B.1 Current Year's Appropriations</b>			69,453,487.29	69,453,487.29	58,861,143.89	9,275,032.00	804,665.00	512,646.40	0.00	0.00	
Maintenance and Other Operating Expenses			69,453,487.29	69,453,487.29	58,861,143.89	9,275,032.00	804,665.00	512,646.40	0.00	0.00	
<b>Sub-total</b>			69,453,487.29	69,453,487.29	58,861,143.89	9,275,032.00	804,665.00	512,646.40	0.00	0.00	
<b>B.2 Prior Years' Appropriations</b>			67,585,085.77	67,585,085.77	0.00	0.00	0.00	0.00	63,056,490.66	4,528,595.11	
Personnel Services			463,425.23	463,425.23	0.00	0.00	0.00	0.00	0.00	463,425.23	
Maintenance and Other Operating Expenses			67,121,660.54	67,121,660.54	0.00	0.00	0.00	0.00	63,056,490.66	4,065,169.88	
<b>Sub-total</b>			67,585,085.77	67,585,085.77	0.00	0.00	0.00	0.00	63,056,490.66	4,528,595.11	
<b>Total</b>			137,038,573.06	137,038,573.06	58,861,143.89	9,275,032.00	804,665.00	512,646.40	63,056,490.66	4,528,595.11	
<b>GRAND TOTAL</b>			177,235,407.02	177,235,407.02	76,940,476.93	11,576,303.56	2,312,452.39	15,977,646.40	65,892,102.63	4,536,425.11	
Total Current Year Appropriations			106,806,879.28	106,806,879.28	76,940,476.93	11,576,303.56	2,312,452.39	15,977,646.40	0.00	0.00	
Total Prior Years' Appropriations			70,428,527.74	70,428,527.74	0.00	0.00	0.00	0.00	65,892,102.63	4,536,425.11	

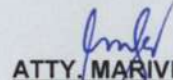
\* For Off-Budgetary Funds: use 'Approved Budget' instead of 'Appropriations'; 'Budget Utilizations' instead of 'Obligations'

Certified Correct: ,

  
**EDEN Z. EVANGELISTA**  
Chief Accountant

Date:

Recommending Approval:

  
**ATTY. MARIVIC S. RAMOS**  
Director II, MFAS

Date:

Approved By:

  
**SONIA B. MALALUAN**  
Administrator

Date: