

MONTHLY REPORT OF DISBURSEMENTS  
For the month of December 2025

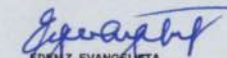
Department : Department of Transportation (DOT)  
Agency/Entity : Maritime Industry Authority (MARINA)  
Region : ALL  
Division : ALL  
Operating Unit : ALL  
Fund Cluster : 81 - Regular Agency Fund  
(e.g. UACS Fund Cluster: 01-Regular Agency Fund, 02-Foreign Assisted Projects Fund, 03-Special Account-Locally Funded/Domestic Grants Fund, etc.)

| Particulars   | Current Year Budget  |                      |             |                     |                       | Prior Year's Budget           |                     |             |             |                     |                     |                     |                     |                       |                      | Grand Total          |             |                     |                       |       | Remarks |
|---|----------------------|----------------------|-------------|---------------------|-----------------------|-------------------------------|---------------------|-------------|-------------|---------------------|---------------------|---------------------|---------------------|-----------------------|----------------------|----------------------|-------------|---------------------|-----------------------|-------|---------|
|   | PS                   | MOOE                 | FinEx       | CO                  | TOTAL                 | Prior Year's Accounts Payable |                     |             |             |                     | SUB-TOTAL           |                     |                     |                       |                      | PS                   | MOOE        | FinEx               | CO                    | TOTAL |         |
|   |                      |                      |             |                     |                       | 7                             | MOOE                | 8           | FinEx       | CO                  | Sub-Total           | 9                   | MOOE                | Sub-Total             | TOTAL                |                      |             |                     |                       |       |         |
| CASH DISBURSEMENTS  | 84,975,780.58        | 65,270,750.23        | 0.00        | 4,998,974.20        | 155,245,485.01        | 0.00                          | 1,427,317.71        | 0.00        | 0.00        | 1,427,317.71        | 7,912,500.00        | 7,912,500.00        | 9,339,817.71        | 164,585,302.72        | 84,975,780.58        | 74,610,567.94        | 0.00        | 4,998,974.20        | 164,585,302.72        |       |         |
| Notice of Cash Allocation (NCA)   | 79,829,179.22        | 59,357,750.81        | 0.00        | 4,998,974.20        | 144,185,904.23        | 0.00                          | 1,427,317.71        | 0.00        | 0.00        | 1,427,317.71        | 7,912,500.00        | 7,912,500.00        | 9,339,817.71        | 153,525,721.94        | 79,829,179.22        | 68,697,568.52        | 0.00        | 4,998,974.20        | 153,525,721.94        |       |         |
| MDS Checks Issued   | 15,129,822.93        | 11,197,365.00        | 0.00        | 0.00                | 26,327,187.93         | 0.00                          | 0.00                | 0.00        | 0.00        | 0.00                | 0.00                | 0.00                | 0.00                | 26,327,187.93         | 15,129,822.93        | 11,197,365.00        | 0.00        | 0.00                | 26,327,187.93         |       |         |
| Advice to Debit Account   | 64,699,356.29        | 48,160,385.81        | 0.00        | 4,998,974.20        | 117,858,716.30        | 0.00                          | 1,427,317.71        | 0.00        | 0.00        | 1,427,317.71        | 7,912,500.00        | 7,912,500.00        | 9,339,817.71        | 127,198,534.01        | 64,699,356.29        | 57,500,203.52        | 0.00        | 4,998,974.20        | 127,198,534.01        |       |         |
| Notice of Transfer Allocations (NTA)  | 5,146,581.36         | 5,912,999.42         | 0.00        | 0.00                | 11,059,580.78         | 0.00                          | 0.00                | 0.00        | 0.00        | 0.00                | 0.00                | 0.00                | 0.00                | 11,059,580.78         | 5,146,581.36         | 5,912,999.42         | 0.00        | 0.00                | 11,059,580.78         |       |         |
| MDS Checks Issued   | 928,401.29           | 1,854,700.72         | 0.00        | 0.00                | 2,783,102.01          | 0.00                          | 0.00                | 0.00        | 0.00        | 0.00                | 0.00                | 0.00                | 0.00                | 2,783,102.01          | 928,401.29           | 1,854,700.72         | 0.00        | 0.00                | 2,783,102.01          |       |         |
| Advice to Debit Account   | 4,218,180.07         | 4,058,298.70         | 0.00        | 0.00                | 8,276,478.77          | 0.00                          | 0.00                | 0.00        | 0.00        | 0.00                | 0.00                | 0.00                | 0.00                | 8,276,478.77          | 4,218,180.07         | 4,058,298.70         | 0.00        | 0.00                | 8,276,478.77          |       |         |
| Working Fund for FAPs   | 0.00                 | 0.00                 | 0.00        | 0.00                | 0.00                  | 0.00                          | 0.00                | 0.00        | 0.00        | 0.00                | 0.00                | 0.00                | 0.00                | 0.00                  | 0.00                 | 0.00                 | 0.00        | 0.00                | 0.00                  |       |         |
| Cash Disbursement Ceiling   | 0.00                 | 0.00                 | 0.00        | 0.00                | 0.00                  | 0.00                          | 0.00                | 0.00        | 0.00        | 0.00                | 0.00                | 0.00                | 0.00                | 0.00                  | 0.00                 | 0.00                 | 0.00        | 0.00                | 0.00                  |       |         |
| <b>TOTAL CASH DISBURSEMENTS</b>   | <b>84,975,780.58</b> | <b>65,270,750.23</b> | <b>0.00</b> | <b>4,998,974.20</b> | <b>155,245,485.01</b> | <b>0.00</b>                   | <b>1,427,317.71</b> | <b>0.00</b> | <b>0.00</b> | <b>1,427,317.71</b> | <b>7,912,500.00</b> | <b>7,912,500.00</b> | <b>9,339,817.71</b> | <b>164,585,302.72</b> | <b>84,975,780.58</b> | <b>74,610,567.94</b> | <b>0.00</b> | <b>4,998,974.20</b> | <b>164,585,302.72</b> |       |         |
| NON-CASH DISBURSEMENTS  | 5,127,759.66         | 2,137,895.56         | 0.00        | 282,960.80          | 7,548,616.02          | 0.00                          | 75,030.14           | 0.00        | 0.00        | 75,030.14           | 527,500.00          | 527,500.00          | 602,530.14          | 8,151,146.16          | 5,127,759.66         | 2,740,425.70         | 0.00        | 282,960.80          | 8,151,146.16          |       |         |
| Tax Remittance Advices Issued (TRA)   | 5,127,759.66         | 2,137,895.56         | 0.00        | 282,960.80          | 7,548,616.02          | 0.00                          | 75,030.14           | 0.00        | 0.00        | 75,030.14           | 527,500.00          | 527,500.00          | 602,530.14          | 8,151,146.16          | 5,127,759.66         | 2,740,425.70         | 0.00        | 282,960.80          | 8,151,146.16          |       |         |
| Non-Cash Availment Authority (NCAA)   | 0.00                 | 0.00                 | 0.00        | 0.00                | 0.00                  | 0.00                          | 0.00                | 0.00        | 0.00        | 0.00                | 0.00                | 0.00                | 0.00                | 0.00                  | 0.00                 | 0.00                 | 0.00        | 0.00                | 0.00                  |       |         |
| Disbursements affected through outright deductions from Overpayment of expenses (e.g. personnel Restitution for loss of government property Liquidated damages and similar claims Others (TEF, BTI)-Documentary Stamp Tax etc.) | 0.00                 | 0.00                 | 0.00        | 0.00                | 0.00                  | 0.00                          | 0.00                | 0.00        | 0.00        | 0.00                | 0.00                | 0.00                | 0.00                | 0.00                  | 0.00                 | 0.00                 | 0.00        | 0.00                | 0.00                  |       |         |
| <b>TOTAL NON-CASH DISBURSEMENTS</b>   | <b>5,127,759.66</b>  | <b>2,137,895.56</b>  | <b>0.00</b> | <b>282,960.80</b>   | <b>7,548,616.02</b>   | <b>0.00</b>                   | <b>75,030.14</b>    | <b>0.00</b> | <b>0.00</b> | <b>75,030.14</b>    | <b>527,500.00</b>   | <b>527,500.00</b>   | <b>602,530.14</b>   | <b>8,151,146.16</b>   | <b>5,127,759.66</b>  | <b>2,740,425.70</b>  | <b>0.00</b> | <b>282,960.80</b>   | <b>8,151,146.16</b>   |       |         |
| <b>GRAND TOTAL</b>  | <b>90,103,520.24</b> | <b>67,408,645.79</b> | <b>0.00</b> | <b>5,281,935.00</b> | <b>162,794,101.03</b> | <b>0.00</b>                   | <b>1,502,347.85</b> | <b>0.00</b> | <b>0.00</b> | <b>1,502,347.85</b> | <b>8,440,000.00</b> | <b>8,440,000.00</b> | <b>9,942,347.85</b> | <b>172,736,448.88</b> | <b>90,103,520.24</b> | <b>77,350,993.64</b> | <b>0.00</b> | <b>5,281,935.00</b> | <b>172,736,448.88</b> |       |         |

| Particulars  | Previous Report  | This Month      | As of Date       |
|--|------------------|-----------------|------------------|
| (1)  | (2)              | (3)             | (4)              |
| Total Disbursement Authorities Received                        | 1,242,221,077.12 | 165,372,956.98  | 1,407,594,034.10 |
| NCA  | 1,132,417,260.00 | 131,693,863.00  | 1,264,110,923.00 |
| NTA  | 42,425,164.49    | 25,528,147.82   | 67,953,312.31    |
| Working Fund   | 0.00             | 0.00            | 0.00             |
| TRA  | 67,378,652.63    | 8,151,146.16    | 75,529,798.79    |
| CDC  | 0.00             | 0.00            | 0.00             |
| NCAA   | 0.00             | 0.00            | 0.00             |
| Less: Notice of Transfer of Allocations (NTA)* issued          | 42,425,164.49    | 25,528,147.82   | 67,953,312.31    |
| Total Disbursement Authorities Available                       | 1,199,795,912.63 | 139,844,809.16  | 1,339,640,721.79 |
| Less:  | 0.00             | 0.00            | 0.00             |
| Lapsed NCA   | 15,215.11        | 12,265.80       | 27,480.91        |
| Disbursements  | 1,166,876,792.00 | 172,736,451.88  | 1,339,613,243.88 |
| Less: Other Non-Cash Disbursements                             | 0.00             | 0.00            | 0.00             |
| Disbursements effected through outright deductions from claims | 0.00             | 0.00            | 0.00             |
| Balance of Disbursement Authorities as at date                 | 32,903,905.52    | (32,903,908.52) | (3.00)           |
| Total Disbursements Program                                    | 1,179,781,003.63 | 136,334,148.80  | 1,316,115,152.23 |
| Less: *Actual Disbursements                                    | 1,147,284,589.16 | 168,830,563.07  | 1,316,115,152.23 |
| (Over)/Under spending  | 32,496,414.47    | (32,496,414.47) | 0.00             |

Notes: \* The use of NTA is discouraged  
Notes: \*\* Amounts should tally with the grand total disbursement (column 27).

Certified Correct:

  
EDEN Z. EVANGELISTA  
Chief Accountant  
Date: \_\_\_\_\_

Recommending Approval:

  
ATTY. HARIVIC S. RAMOS  
Director II, MFAS  
Date: \_\_\_\_\_

Approved By:

  
SONIA B. MALALUAN  
Administrator  
Date: \_\_\_\_\_

MONTHLY REPORT OF DISBURSEMENTS  
For the month of December 2025

Department : Department of Transportation (DOT)  
Agency/Entity : Maritime Industry Authority (MARINA)  
Region : ALL  
Division : ALL  
Operating Unit : ALL  
Fund Cluster : 03 - Special Account - Locally Funded/Domestic Grants Fund  
(e.g. UACS Fund Cluster: 01-Regular Agency Fund, 02-Foreign Assisted Projects Fund, 03-Special Account-Locally Funded/Domestic Grants Fund, etc.)


| Particulars  | Current Year Budget |      |       |      |            | Prior Year's Budget |      |            |      |              | Current Year's Accounts Payable |      |       |      |                 | Prior Year's Accounts Payable |            |      |      |      | Trust Liabilities |      |      |       |            | Grand Total     |      |      |            |  | Remarks |
|--|---------------------|------|-------|------|------------|---------------------|------|------------|------|--------------|---------------------------------|------|-------|------|-----------------|-------------------------------|------------|------|------|------|-------------------|------|------|-------|------------|-----------------|------|------|------------|--|---------|
|  | PS                  | MOOE | FinEx | CO   | TOTAL      | PS                  | MOOE | FinEx      | CO   | Sub-Total    | PS                              | MOOE | FinEx | CO   | Sub-Total       | TOTAL                         | SUB-TOTAL  | PS   | MOOE | CO   | TOTAL             | PS   | MOOE | FinEx | CO         | TOTAL           |      |      |            |  |         |
| 1  | 2                   | 3    | 4     | 5    | 6(2+3+4+5) | 7                   | 8    | 9          | 10   | 11(7+8+9+10) | 12                              | 13   | 14    | 15   | 16(12+13+14+15) | 17(11+16)                     | 18(8-17)   | 19   | 20   | 21   | 22(19+20+21)      | 23   | 24   | 25    | 26         | 27(23+24+25+26) | 28   |      |            |  |         |
| CASH DISBURSEMENTS   | 0.00                | 0.00 | 0.00  | 0.00 | 0.00       | 0.00                | 0.00 | 0.00       | 0.00 | 0.00         | 0.00                            | 0.00 | 0.00  | 0.00 | 0.00            | 0.00                          | 0.00       | 0.00 | 0.00 | 0.00 | 0.00              | 0.00 | 0.00 | 0.00  | 0.00       | 0.00            | 0.00 | 0.00 | 0.00       |  |         |
| Notice of Cash Allocation (NCA)  | 0.00                | 0.00 | 0.00  | 0.00 | 0.00       | 0.00                | 0.00 | 181,508.72 | 0.00 | 0.00         | 181,508.72                      | 0.00 | 0.00  | 0.00 | 0.00            | 181,508.72                    | 181,508.72 | 0.00 | 0.00 | 0.00 | 0.00              | 0.00 | 0.00 | 0.00  | 181,508.72 | 0.00            | 0.00 | 0.00 | 181,508.72 |  |         |
| MOE Checks Issued  | 0.00                | 0.00 | 0.00  | 0.00 | 0.00       | 0.00                | 0.00 | 83,248.24  | 0.00 | 0.00         | 83,248.24                       | 0.00 | 0.00  | 0.00 | 0.00            | 83,248.24                     | 83,248.24  | 0.00 | 0.00 | 0.00 | 0.00              | 0.00 | 0.00 | 0.00  | 83,248.24  | 0.00            | 0.00 | 0.00 | 83,248.24  |  |         |
| Advice to Debit Account  | 0.00                | 0.00 | 0.00  | 0.00 | 0.00       | 0.00                | 0.00 | 98,258.48  | 0.00 | 0.00         | 98,258.48                       | 0.00 | 0.00  | 0.00 | 0.00            | 98,258.48                     | 98,258.48  | 0.00 | 0.00 | 0.00 | 0.00              | 0.00 | 0.00 | 0.00  | 98,258.48  | 0.00            | 0.00 | 0.00 | 98,258.48  |  |         |
| Notice of Transfer Allocations (NTA)   | 0.00                | 0.00 | 0.00  | 0.00 | 0.00       | 0.00                | 0.00 | 0.00       | 0.00 | 0.00         | 0.00                            | 0.00 | 0.00  | 0.00 | 0.00            | 0.00                          | 0.00       | 0.00 | 0.00 | 0.00 | 0.00              | 0.00 | 0.00 | 0.00  | 0.00       | 0.00            | 0.00 | 0.00 | 0.00       |  |         |
| MOE Checks Issued  | 0.00                | 0.00 | 0.00  | 0.00 | 0.00       | 0.00                | 0.00 | 0.00       | 0.00 | 0.00         | 0.00                            | 0.00 | 0.00  | 0.00 | 0.00            | 0.00                          | 0.00       | 0.00 | 0.00 | 0.00 | 0.00              | 0.00 | 0.00 | 0.00  | 0.00       | 0.00            | 0.00 | 0.00 | 0.00       |  |         |
| Advice to Debit Account  | 0.00                | 0.00 | 0.00  | 0.00 | 0.00       | 0.00                | 0.00 | 0.00       | 0.00 | 0.00         | 0.00                            | 0.00 | 0.00  | 0.00 | 0.00            | 0.00                          | 0.00       | 0.00 | 0.00 | 0.00 | 0.00              | 0.00 | 0.00 | 0.00  | 0.00       | 0.00            | 0.00 | 0.00 | 0.00       |  |         |
| Working Fund for FAPs  | 0.00                | 0.00 | 0.00  | 0.00 | 0.00       | 0.00                | 0.00 | 0.00       | 0.00 | 0.00         | 0.00                            | 0.00 | 0.00  | 0.00 | 0.00            | 0.00                          | 0.00       | 0.00 | 0.00 | 0.00 | 0.00              | 0.00 | 0.00 | 0.00  | 0.00       | 0.00            | 0.00 | 0.00 | 0.00       |  |         |
| Cash Disbursement Clearing (CDC)   | 0.00                | 0.00 | 0.00  | 0.00 | 0.00       | 0.00                | 0.00 | 0.00       | 0.00 | 0.00         | 0.00                            | 0.00 | 0.00  | 0.00 | 0.00            | 0.00                          | 0.00       | 0.00 | 0.00 | 0.00 | 0.00              | 0.00 | 0.00 | 0.00  | 0.00       | 0.00            | 0.00 | 0.00 | 0.00       |  |         |
| TOTAL CASH DISBURSEMENTS   | 0.00                | 0.00 | 0.00  | 0.00 | 0.00       | 0.00                | 0.00 | 181,508.72 | 0.00 | 0.00         | 181,508.72                      | 0.00 | 0.00  | 0.00 | 0.00            | 181,508.72                    | 181,508.72 | 0.00 | 0.00 | 0.00 | 0.00              | 0.00 | 0.00 | 0.00  | 181,508.72 | 0.00            | 0.00 | 0.00 | 181,508.72 |  |         |
| NON CASH DISBURSEMENTS   | 0.00                | 0.00 | 0.00  | 0.00 | 0.00       | 0.00                | 0.00 | 0.00       | 0.00 | 0.00         | 0.00                            | 0.00 | 0.00  | 0.00 | 0.00            | 0.00                          | 0.00       | 0.00 | 0.00 | 0.00 | 0.00              | 0.00 | 0.00 | 0.00  | 0.00       | 0.00            | 0.00 | 0.00 | 0.00       |  |         |
| Tax Remittance Advice Issued (TRA)   | 0.00                | 0.00 | 0.00  | 0.00 | 0.00       | 0.00                | 0.00 | 0.00       | 0.00 | 0.00         | 0.00                            | 0.00 | 0.00  | 0.00 | 0.00            | 0.00                          | 0.00       | 0.00 | 0.00 | 0.00 | 0.00              | 0.00 | 0.00 | 0.00  | 0.00       | 0.00            | 0.00 | 0.00 | 0.00       |  |         |
| Non-Cash Avialment Authority (NCAA)  | 0.00                | 0.00 | 0.00  | 0.00 | 0.00       | 0.00                | 0.00 | 0.00       | 0.00 | 0.00         | 0.00                            | 0.00 | 0.00  | 0.00 | 0.00            | 0.00                          | 0.00       | 0.00 | 0.00 | 0.00 | 0.00              | 0.00 | 0.00 | 0.00  | 0.00       | 0.00            | 0.00 | 0.00 | 0.00       |  |         |
| Disbursements effected through outright deductions from claims (claims validity, ) | 0.00                | 0.00 | 0.00  | 0.00 | 0.00       | 0.00                | 0.00 | 0.00       | 0.00 | 0.00         | 0.00                            | 0.00 | 0.00  | 0.00 | 0.00            | 0.00                          | 0.00       | 0.00 | 0.00 | 0.00 | 0.00              | 0.00 | 0.00 | 0.00  | 0.00       | 0.00            | 0.00 | 0.00 | 0.00       |  |         |
| Overpayment of expenses (e.g. personal services)                                   | 0.00                | 0.00 | 0.00  | 0.00 | 0.00       | 0.00                | 0.00 | 0.00       | 0.00 | 0.00         | 0.00                            | 0.00 | 0.00  | 0.00 | 0.00            | 0.00                          | 0.00       | 0.00 | 0.00 | 0.00 | 0.00              | 0.00 | 0.00 | 0.00  | 0.00       | 0.00            | 0.00 | 0.00 | 0.00       |  |         |
| Restitution for loss of government property  | 0.00                | 0.00 | 0.00  | 0.00 | 0.00       | 0.00                | 0.00 | 0.00       | 0.00 | 0.00         | 0.00                            | 0.00 | 0.00  | 0.00 | 0.00            | 0.00                          | 0.00       | 0.00 | 0.00 | 0.00 | 0.00              | 0.00 | 0.00 | 0.00  | 0.00       | 0.00            | 0.00 | 0.00 | 0.00       |  |         |
| Liquidated damages and similar claims  | 0.00                | 0.00 | 0.00  | 0.00 | 0.00       | 0.00                | 0.00 | 0.00       | 0.00 | 0.00         | 0.00                            | 0.00 | 0.00  | 0.00 | 0.00            | 0.00                          | 0.00       | 0.00 | 0.00 | 0.00 | 0.00              | 0.00 | 0.00 | 0.00  | 0.00       | 0.00            | 0.00 | 0.00 | 0.00       |  |         |
| Others (e.g. TRF, B1, Cash Stamp, etc.)  | 0.00                | 0.00 | 0.00  | 0.00 | 0.00       | 0.00                | 0.00 | 0.00       | 0.00 | 0.00         | 0.00                            | 0.00 | 0.00  | 0.00 | 0.00            | 0.00                          | 0.00       | 0.00 | 0.00 | 0.00 | 0.00              | 0.00 | 0.00 | 0.00  | 0.00       | 0.00            | 0.00 | 0.00 | 0.00       |  |         |
| Adv.lev. Adjustments (e.g. cancelled/lost checks)                                  | 0.00                | 0.00 | 0.00  | 0.00 | 0.00       | 0.00                | 0.00 | 0.00       | 0.00 | 0.00         | 0.00                            | 0.00 | 0.00  | 0.00 | 0.00            | 0.00                          | 0.00       | 0.00 | 0.00 | 0.00 | 0.00              | 0.00 | 0.00 | 0.00  | 0.00       | 0.00            | 0.00 | 0.00 | 0.00       |  |         |
| Balance of Disbursement Authorities as at date                                     | 0.00                | 0.00 | 0.00  | 0.00 | 0.00       | 0.00                | 0.00 | 0.00       | 0.00 | 0.00         | 0.00                            | 0.00 | 0.00  | 0.00 | 0.00            | 0.00                          | 0.00       | 0.00 | 0.00 | 0.00 | 0.00              | 0.00 | 0.00 | 0.00  | 0.00       | 0.00            | 0.00 | 0.00 | 0.00       |  |         |
| TOTAL NON CASH DISBURSEMENTS   | 0.00                | 0.00 | 0.00  | 0.00 | 0.00       | 0.00                | 0.00 | 0.00       | 0.00 | 0.00         | 0.00                            | 0.00 | 0.00  | 0.00 | 0.00            | 0.00                          | 0.00       | 0.00 | 0.00 | 0.00 | 0.00              | 0.00 | 0.00 | 0.00  | 0.00       | 0.00            | 0.00 | 0.00 | 0.00       |  |         |
| GRAND TOTAL  | 0.00                | 0.00 | 0.00  | 0.00 | 0.00       | 0.00                | 0.00 | 181,508.72 | 0.00 | 0.00         | 181,508.72                      | 0.00 | 0.00  | 0.00 | 0.00            | 181,508.72                    | 181,508.72 | 0.00 | 0.00 | 0.00 | 0.00              | 0.00 | 0.00 | 0.00  | 181,508.72 | 0.00            | 0.00 | 0.00 | 181,508.72 |  |         |

**SUMMARY**


| Particulars (1)  | Previous Report (2) | This Month (3) | As at Date (4) |
|--|---------------------|----------------|----------------|
| Total Disbursement Authorities Received                        | 181,508.00          | 0.00           | 181,508.00     |
| NCA  | 181,508.00          | 0.00           | 181,508.00     |
| NTA  | 0.00                | 0.00           | 0.00           |
| Working Fund   | 0.00                | 0.00           | 0.00           |
| TRA  | 0.00                | 0.00           | 0.00           |
| CDC  | 0.00                | 0.00           | 0.00           |
| NCAA   | 0.00                | 0.00           | 0.00           |
| Less: Notice of Transfer of Allocations (NTA) issued           | 0.00                | 0.00           | 0.00           |
| Total Disbursement Authorities Available                       | 181,508.00          | 0.00           | 181,508.00     |
| Less:  | 0.00                | 0.00           | 0.00           |
| Lapsed NCA   | 1.38                | 0.00           | 1.38           |
| Disbursements  | 181,506.72          | 0.00           | 181,506.72     |
| Less: Other Non-Cash Disbursements                             | 0.00                | 0.00           | 0.00           |
| Disbursements effected through outright deductions from claims | 0.00                | 0.00           | 0.00           |
| Overpayment of expenses (e.g. personal benefits)               | 0.00                | 0.00           | 0.00           |
| Restitution for loss of government property                    | 0.00                | 0.00           | 0.00           |
| Liquidated damages and similar claims                          | 0.00                | 0.00           | 0.00           |
| Others (e.g. TRF, B1, Cash Stamp, etc.)                        | 0.00                | 0.00           | 0.00           |
| Adv.lev. Adjustments (e.g. cancelled/lost checks)              | 0.00                | 0.00           | 0.00           |
| Balance of Disbursement Authorities as at date                 | 0.00                | 0.00           | 0.00           |
| Total Disbursements Program                                    | 181,506.00          | 0.00           | 181,506.00     |
| Less: Actual Disbursements                                     | 181,506.00          | 0.00           | 181,506.00     |
| (Over)/Under spending  | 0.00                | 0.00           | 0.00           |

Notes: \* The use of NTA is discouraged  
Notes: \*\* Amounts should tally with the grand total disbursement (column 27).

Certified Correct:

  
EDEN EVANGELISTA  
Chief Accountant  
Date:

Recommending Approval:

  
ATTY. MARIYA S. RAMOS  
Director II, MFAS  
Date:

Approved By:

  
SONIA B. MALALUAN  
Administrator  
Date: