

QUARTERLY REPORT OF REVENUE AND OTHER RECEIPTS
As at the Quarter Ending December 31, 2025

Department : Department of Transportation (DOTr)
Agency/Entity : Maritime Industry Authority (MARINA)
Region : ALL
Division : ALL
Operating Unit : ALL
Fund Cluster : 01 - Regular Agency Fund

(e.g. UACS Fund Cluster: 01-Regular Agency Fund, 02-Foreign Assisted Projects Fund, 03-Special Account-Locally Funded/ Domestic Grants Fund, 04-Special Account-Foreign Assisted/Foreign Grants Fund, 05-Internally Generated Funds, 06-Business Related Funds and 07-Trust Receipts)


Classification/Sources of Revenue and Other Receipts	UACS Code	REVENUE TARGET (Annual) per BESF	Actual Revenue and Other Receipts Collections					Cumulative Remittance/Deposits to Date			Variance		Remarks
			1st Quarter	2nd Quarter	3rd Quarter	4th Quarter	Total	Remittance to BTr	Deposited with AGDB	Total	Amount	%	
1	2	3	4	5	6	7	8=(4+5+6+7)	9	10	11=(9+10)	12=(8-3)	13=(12/3)	14
Regular Agency Fund		529,403,450.00	232,622,149.70	246,343,052.56	244,466,039.95	288,060,755.12	1,011,491,997.33	940,506,944.47	13,750.00	940,523,694.47	482,088,547.33		91%
Revenue Collections		528,305,700.00	227,238,907.96	245,546,966.76	243,913,468.82	287,423,376.25	1,004,122,719.79	937,932,585.84	13,750.00	937,946,335.84	475,817,019.79		90%
Cash Revenue		528,305,700.00	227,225,147.96	245,546,966.76	243,913,468.82	287,423,376.25	1,004,108,959.79	937,932,585.84	0.00	937,932,585.84	475,803,259.79		90%
Tax		0.00	63,389.00	109,890.00	103,710.00	117,600.00	394,589.00	394,589.00	0.00	394,589.00	394,589.00		0%
4010401000 - DOCUMENTARY STAMP TAX	4010401000	0.00	63,389.00	109,890.00	103,710.00	117,600.00	394,589.00	394,589.00	0.00	394,589.00	394,589.00		0%
Non-Tax		528,305,700.00	227,152,758.96	245,437,076.76	243,809,758.82	287,305,776.25	1,003,705,370.79	937,528,996.84	0.00	937,528,996.84	475,399,670.79		90%
4020101001 - PERMIT FEES IMPORT	4020101001	0.00	1,787,800.00	1,811,100.00	1,386,500.00	1,334,800.00	6,320,000.00	6,186,700.00	0.00	6,186,700.00	6,320,000.00		0%
4020101002 - PERMIT FEES EXPORT	4020101002	0.00	4,700.00	6,350.00	4,700.00	9,400.00	25,150.00	25,150.00	0.00	25,150.00	25,150.00		0%
4020101099 - OTHER PERMIT FEES	4020101099	100,597,000.00	27,982,127.07	44,771,615.55	30,014,850.50	86,607,333.62	189,375,926.74	167,615,950.74	0.00	167,615,950.74	88,778,926.74		88%
4020102000 - REGISTRATION FEES	4020102000	40,855,000.00	9,749,616.95	11,428,148.07	10,823,207.94	11,617,690.04	43,618,669.04	41,086,519.38	0.00	41,086,519.38	2,763,669.00		7%
4020104001 - CLEARANCE FEES	4020104001	61,989,000.00	2,945,542.59	2,282,718.00	2,482,590.21	2,375,887.35	10,086,738.15	10,036,644.15	0.00	10,036,644.15	(51,902,261.85)		-84%
4020104002 - CERTIFICATION FEES	4020104002	15,393,000.00	40,331,447.04	31,444,414.88	31,956,488.03	25,143,950.54	128,876,300.49	128,021,275.76	0.00	128,021,275.76	113,483,300.49		737%
4020104003 - ENDORSEMENT FEES	4020104003	0.00	27,600.00	29,600.00	23,400.00	25,300.00	105,900.00	105,900.00	0.00	105,900.00	105,900.00		0%
4020105000 - FRANCHISING FEES	4020105000	22,085,000.00	4,584,725.00	4,271,640.61	3,863,768.81	4,655,123.76	17,375,258.18	14,439,567.78	0.00	14,439,567.78	(4,709,741.82)		-21%
4020106000 - LICENSING FEES	4020106000	11,534,000.00	9,938,588.50	8,569,384.87	7,633,317.33	4,949,227.99	31,060,518.69	30,261,390.81	0.00	30,261,390.81	19,556,518.69		170%
4020109000 - LEGAL FEES	4020109000	0.00	0.00	0.00	0.00	0.00	0.00	0.00	0.00	0.00	0.00		0%
4020110000 - INSPECTION FEES	4020110000	73,119,000.00	15,405,716.24	20,631,741.49	17,247,003.12	14,536,576.51	67,221,037.36	62,914,106.69	0.00	62,914,106.69	(5,897,962.64)		-8%
4020111001 - ACCREDITATION FEES	4020111001	200,000.00	3,404,702.44	2,378,405.69	2,641,719.00	2,987,160.00	11,411,987.13	11,304,487.13	0.00	11,304,487.13	11,211,987.13		5,606%
4020111099 - OTHER VERIFICATION AND AUTHENTICATION FEES	4020111099	39,000.00	204,170.00	228,170.00	208,350.00	194,080.00	834,770.00	835,640.00	0.00	835,640.00	795,770.00		2,040%
4020113003 - APPLICATION FEES	4020113003	70,700.00	244,900.00	732,600.00	685,400.00	689,250.00	2,352,150.00	2,257,500.00	0.00	2,257,500.00	2,281,450.00		3,227%
4020113004 - ASSESSMENT FEES	4020113004	200,000.00	4,829,650.00	4,734,800.00	5,548,904.11	4,927,550.00	20,040,904.11	20,017,904.11	0.00	20,017,904.11	19,840,904.11		9,920%
4020113007 - FILING FEES	4020113007	0.00	55,400.00	11,500.00	5,500.00	4,000.00	76,400.00	76,400.00	0.00	76,400.00	76,400.00		0%
4020113008 - IDENTITY CARD FEES	4020113008	0.00	676,350.00	770,000.00	742,400.00	667,300.00	2,856,050.00	2,713,100.00	0.00	2,713,100.00	2,856,050.00		0%
4020113099 - OTHER PROCESSING FEES	4020113099	128,910,000.00	70,381,282.41	79,428,500.00	100,258,930.00	91,758,633.73	341,822,346.14	315,656,934.14	0.00	315,656,934.14	212,912,346.14		165%
4020114000 - FINES AND PENALTIES - SERVICE INCOME	4020114000	6,930,000.00	7,524,237.98	8,366,273.26	6,899,428.61	15,020,089.18	37,810,029.03	36,135,956.91	0.00	36,135,956.91	30,980,029.03		446%
4020199099 - OTHER SERVICE INCOME	4020199099	63,384,000.00	27,061,817.20	24,136,423.08	21,372,762.96	19,751,313.53	92,322,316.77	87,761,648.40	0.00	87,761,648.40	28,938,316.77		46%
4050104000 - GAIN ON SALE OF PROPERTY, PLANT AND EQUIPMENT	4050104000	0.00	0.00	0.00	6,367.20	50,968.00	57,365.20	57,365.20	0.00	57,365.20	57,365.20		0%
4060999000 - MISCELLANEOUS INCOME	4060999000	3,000,000.00	12,385.54	2,691.26	3,171.00	2,306.00	20,553.80	13,856.24	0.00	13,856.24	(2,979,446.20)		-99%
Others		0.00	9,000.00	0.00	0.00	0.00	9,000.00	9,000.00	0.00	9,000.00	9,000.00		0%
1030401000 - DUE FROM CENTRAL OFFICE	1030401000	0.00	9,000.00	0.00	0.00	0.00	9,000.00	9,000.00	0.00	9,000.00	9,000.00		0%
Non-Cash Revenue		0.00	13,760.00	0.00	0.00	0.00	13,760.00	0.00	13,750.00	13,750.00	13,760.00		0%
Tax		0.00	13,750.00	0.00	0.00	0.00	13,750.00	0.00	13,750.00	13,750.00	13,750.00		0%
4010401000 - DOCUMENTARY STAMP TAX	4010401000	0.00	13,750.00	0.00	0.00	0.00	13,750.00	0.00	13,750.00	13,750.00	13,750.00		0%
Non-Tax		0.00	10.00	0.00	0.00	0.00	10.00	0.00	0.00	0.00	10.00		0%
4020109000 - LEGAL FEES	4020109000	0.00	10.00	0.00	0.00	0.00	10.00	0.00	0.00	0.00	10.00		0%
Non-Revenue Collections/Other Receipts		1,097,750.00	5,383,241.74	796,085.80	552,571.13	637,378.87	7,369,277.54	2,577,358.63	0.00	2,577,358.63	6,271,527.54		571%
Non-Cash Revenue		13,750.00	4,791,102.91	0.00	0.00	0.00	4,791,102.91	0.00	0.00	0.00	4,777,352.91		34,744%
Tax		13,750.00	0.00	0.00	0.00	0.00	0.00	0.00	0.00	0.00	(13,750.00)		-100%
4010401000 - DOCUMENTARY STAMP TAX	4010401000	13,750.00	0.00	0.00	0.00	0.00	0.00	0.00	0.00	0.00	(13,750.00)		-100%
Non-Tax		0.00	4,791,102.91	0.00	0.00	0.00	4,791,102.91	0.00	0.00	0.00	4,791,102.91		0%
4020101001 - PERMIT FEES IMPORT	4020101001	0.00	68,200.00	0.00	0.00	0.00	68,200.00	0.00	0.00	0.00	68,200.00		0%
4020102000 - REGISTRATION FEES	4020102000	0.00	179,910.36	0.00	0.00	0.00	179,910.36	0.00	0.00	0.00	179,910.36		0%
4020105000 - FRANCHISING FEES	4020105000	0.00	210,451.40	0.00	0.00	0.00	210,451.40	0.00	0.00	0.00	210,451.40		0%
4020106000 - LICENSING FEES	4020106000	0.00	132,033.70	0.00	0.00	0.00	132,033.70	0.00	0.00	0.00	132,033.70		0%
4020110000 - INSPECTION FEES	4020110000	0.00	309,026.38	0.00	0.00	0.00	309,026.38	0.00	0.00	0.00	309,026.38		0%
4020113003 - APPLICATION FEES	4020113003	0.00	70,700.00	0.00	0.00	0.00	70,700.00	0.00	0.00	0.00	70,700.00		0%
4020113099 - OTHER PROCESSING FEES	4020113099	0.00	3,013,000.00	0.00	0.00	0.00	3,013,000.00	0.00	0.00	0.00	3,013,000.00		0%
4020114000 - FINES AND PENALTIES - SERVICE INCOME	4020114000	0.00	458,743.07	0.00	0.00	0.00	458,743.07	0.00	0.00	0.00	458,743.07		0%
4020199099 - OTHER SERVICE INCOME	4020199099	0.00	349,038.00	0.00	0.00	0.00	349,038.00	0.00	0.00	0.00	349,038.00		0%
Cash Receipts		1,084,000.00	562,138.83	796,085.80	552,571.13	637,378.87	2,578,174.63	2,577,358.63	0.00	2,577,358.63	1,494,174.63		138%

Department : Department of Transportation (DOTr)
 Agency/Entity : Maritime Industry Authority (MARINA)
 Region : ALL
 Division : ALL
 Operating Unit : ALL
 Fund Cluster : 01 - Regular Agency Fund

(e.g. UACS Fund Cluster: 01-Regular Agency Fund, 02-Foreign Assisted Projects Fund, 03-Special Account-Locally Funded/ Domestic Grants Fund, 04-Special Account-Foreign Assisted/Foreign Grants Fund, 05-Internally Generated Funds, 06-Business Related Funds and 07-Trust Receipts)


Classification/Sources of Revenue and Other Receipts	UACS Code	REVENUE TARGET (Annual) per BESF	Actual Revenue and Other Receipts Collections					Cumulative Remittance/Deposits to Date			Variance		Remarks	
			1st Quarter	2nd Quarter	3rd Quarter	4th Quarter	Total	Remittance to BTr	Deposited with AGDB	Total	Amount	%		
1	2	3	4	5	6	7	8=(4+5+6+7)	9	10	11=(9+10)	12=(8-3)	13=(12/3)	14	
Tax		0.00	0.00	0.00	0.00	0.00	0.00	0.00	0.00	0.00	0.00	0.00	0 %	
4010401000 - DOCUMENTARY STAMP TAX	4010401000	0.00	0.00	0.00	0.00	0.00	0.00	0.00	0.00	0.00	0.00	0.00	0 %	
Others		0.00	320,880.17	542,347.86	293,392.85	413,548.87	1,570,167.75	1,571,997.75	0.00	1,571,997.75	1,570,167.75	0 %		
1030501000 - RECEIVABLES - DISALLOWANCES/CHARGES	1030501000	0.00	26,994.22	171,618.50	23,762.62	188,190.76	410,566.10	410,566.10	0.00	410,566.10	410,566.10	0 %		
1030599000 - OTHER RECEIVABLES	1030599000	0.00	1,051.95	3,022.48	0.00	5,370.11	9,444.52	9,444.52	0.00	9,444.52	9,444.52	0 %		
2020105000 - DUE TO NGAS	2020105000	0.00	292,834.00	367,706.90	269,630.23	219,966.00	1,150,157.13	1,151,987.13	0.00	1,151,987.13	1,150,157.13	0 %		
Not Applicable		1,084,000.00	271,258.06	253,737.94	259,178.28	223,832.00	1,008,006.88	1,005,360.88	0.00	1,005,360.88	(75,993.12)	-7 %		
2020101000 - DUE TO BIR	2020101000	1,056,000.00	261,620.00	243,480.00	248,250.00	213,840.00	967,190.00	964,700.00	0.00	964,700.00	(88,810.00)	-8 %		
2020105000 - DUE TO NGAS	2020105000	28,000.00	9,638.66	10,257.94	10,928.28	9,992.00	40,816.88	40,660.88	0.00	40,660.88	12,816.88	46 %		
GRAND TOTAL		529,403,450.00	232,622,149.70	246,343,052.56	244,466,039.95	288,060,755.12	1,011,491,997.33	940,509,944.47	13,750.00	940,523,694.47	482,088,547.33	91 %		

Certified Correct:


EDEN Z. EVANGELISTA
 Chief Accountant

Date :

Recommending Approval:


ATTY. MARIVIC S. RAMOS
 Director II, MPAS

Date:

Approved By:


SONIA B. MALALUAN
 Administrator

Date:

QUARTERLY REPORT OF REVENUE AND OTHER RECEIPTS
As at the Quarter Ending December 31, 2025

Department : Department of Transportation (DOTr)
Agency/Entity : Maritime Industry Authority (MARINA)
Region : ALL
Division : ALL
Operating Unit : ALL
Fund Cluster : 03 - Special Account - Locally Funded/Domestic Grants Fund

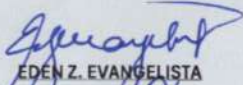
(e.g. UACS Fund Cluster: 01-Regular Agency Fund, 02-Foreign Assisted Projects Fund, 03-Special Account-Locally Funded/ Domestic Grants Fund, 04-Special Account-Foreign Assisted/Foreign Grants Fund, 05-Internally Generated Funds, 06-Business Related Funds and 07-Trust Receipts)


Classification/Sources of Revenue and Other Receipts	UACS Code	REVENUE TARGET (Annual) per BESF	Actual Revenue and Other Receipts Collections					Cumulative Remittance/Deposits to Date			Variance		Remarks
			1st Quarter	2nd Quarter	3rd Quarter	4th Quarter	Total	Remittance to BTr	Deposited with AGDB	Total	Amount	%	
1	2	3	4	5	6	7	8=(4+5+6+7)	9	10	11=(9+10)	12=(8-3)	13=(12/3)	14
Special Account - Locally Funded/Domestic Grants Fund		61,879,000.00	68,218,788.52	6,851,615.25	5,676,527.13	10,903,840.10	91,650,771.00	84,730,180.08	0.00	84,730,180.08	29,771,771.00	48 %	
Revenue Collections		61,879,000.00	68,218,788.52	6,851,615.25	5,676,527.13	10,903,840.10	91,650,771.00	84,730,180.08	0.00	84,730,180.08	29,771,771.00	48 %	
Cash Revenue		61,879,000.00	67,747,547.97	6,665,735.25	5,676,527.13	10,901,151.50	90,990,961.85	84,070,370.93	0.00	84,070,370.93	29,111,961.85	47 %	
Non-Tax		61,879,000.00	67,276,307.42	7,136,975.80	5,676,527.13	10,901,151.50	90,990,961.85	84,070,370.93	0.00	84,070,370.93	29,111,961.85	47 %	
4020114000 - FINES AND PENALTIES - SERVICE INCOME	4020114000	100,000.00	850,865.64	517,302.55	830,295.75	344,048.45	2,542,512.39	1,629,524.72	0.00	1,629,524.72	2,442,512.39	2,443 %	
4020199099 - OTHER SERVICE INCOME	4020199099	61,779,000.00	66,425,441.78	6,619,673.25	4,846,231.38	10,557,103.05	88,448,449.46	82,440,846.21	0.00	82,440,846.21	26,669,449.46	43 %	
Others		0.00	471,240.55	(471,240.55)	0.00	0.00	0.00	0.00	0.00	0.00	0.00	0 %	
1030101000 - ACCOUNTS RECEIVABLE	1030101000	0.00	471,240.55	(471,240.55)	0.00	0.00	0.00	0.00	0.00	0.00	0.00	0 %	
Cash Receipts		0.00	471,240.55	185,880.00	0.00	2,688.60	659,809.15	659,809.15	0.00	659,809.15	659,809.15	0 %	
Others		0.00	471,240.55	185,880.00	0.00	2,688.60	659,809.15	659,809.15	0.00	659,809.15	659,809.15	0 %	
1030101000 - ACCOUNTS RECEIVABLE	1030101000	0.00	471,240.55	185,880.00	0.00	2,688.60	659,809.15	659,809.15	0.00	659,809.15	659,809.15	0 %	
GRAND TOTAL		61,879,000.00	68,218,788.52	6,851,615.25	5,676,527.13	10,903,840.10	91,650,771.00	84,730,180.08	0.00	84,730,180.08	29,771,771.00	48 %	

Certified Correct:

Recommending Approval:

Approved By:


EDEN Z. EVANGELISTA
Chief Accountant


ATTY. MARIVIC S. RAMOS
Director II, MFAS


SONIA B. MALALUAN
Administrator

QUARTERLY REPORT OF REVENUE AND OTHER RECEIPTS
As at the Quarter Ending December 31, 2025


Department : Department of Transportation (DOTr)
 Agency/Entity : Maritime Industry Authority (MARINA)
 Operating Unit : Central Office
 Organization Code (UACS) : 38 003 0100000
 Fund Cluster : 07 - Trust Receipts


Classification/Sources of Revenue and Other Receipts	UACS CODE	REVENUE TARGET (Annual) per BESF	Actual Revenue and Other Receipts Collections					Cumulative Remittance/Deposits to Date			Variance		Remarks	
			1st Quarter Ending March 31	2nd Quarter Ending June 30	3rd Quarter Ending September 30	4th Quarter Ending December 31	Total	Remittance to BTr	Deposited with AGDB	Total	Amount	%		
			4	5	6	7	8=(4+5+6+7)	9	10	11=(9+10)	12=(8-3)	13=(12/3)		
Trust Receipts		0.00	16,053,536.20	18,496,150.60	9,430,853.50	14,059,473.40	58,040,013.70	0.00	58,040,013.70	58,040,013.70	58,040,013.70	58,040,013.70	0%	14
Trust Receipts Deposited with Authorized Government Depository Banks (AGDB)		0.00	16,053,536.20	18,496,150.60	9,430,853.50	14,059,473.40	58,040,013.70	0.00	58,040,013.70	58,040,013.70	58,040,013.70	58,040,013.70	0%	
Oil Pollution Management Fund		0.00	16,053,536.20	18,496,150.60	9,430,853.50	14,059,473.40	58,040,013.70	0.00	58,040,013.70	58,040,013.70	58,040,013.70	58,040,013.70	0%	
GRAND TOTAL		0.00	16,053,536.20	18,496,150.60	9,430,853.50	14,059,473.40	58,040,013.70	0.00	58,040,013.70	58,040,013.70	58,040,013.70	58,040,013.70	0%	



Certified Correct:

Recommending Approval By:

Approved By:


EDEN Z. EVANGELISTA
 Chief Accountant
 Date:


ATTY. MARIVIC S. RAMOS
 Director II, MFAS
 Date:


SONIA B. MALALUAN
 Administrator
 Date:


STATEMENT OF APPROVED BUDGET, UTILIZATIONS, DISBURSEMENTS AND BALANCES FOR TRUST RECEIPTS
 (for Implementing Agency use only)
 As at the Quarter Ending December 31, 2025

Department : Department of Transportation (DOTr)
 Agency/Entity : Maritime Industry Authority (MARINA)
 Region : ALL
 Division : ALL
 Operating Unit : ALL
 Fund Cluster : 01 - Regular Agency Fund

<input checked="" type="checkbox"/>	Inter Agency Fund Transfer
<input type="checkbox"/>	Grants and Donations (Less than 12 months)


(e.g. UACS Fund Cluster: 05-Internally Generated Funds and 06-Business Related Funds)


Particulars	UACS CODE	Approved Budget			Utilizations					Disbursements				Balances			
		Approved Budgeted Revenue	Adjustments (Reductions, Modifications/ Augmentations)	Adjusted Budgeted Revenue	1st Quarter Ending March 31	2nd Quarter Ending June 30	3rd Quarter Ending September 30	4th Quarter Ending December 31	Total	1st Quarter Ending March 31	2nd Quarter Ending June 30	3rd Quarter Ending September 30	4th Quarter Ending December 31	Total	Unutilized Budget	Unpaid Obligations (10-15)=(17+18)	
																Due and Demandable	Not Yet Due and Demandable
1	2	3	4	5=[3+(-4)]	6	7	8	9	10=(5+7+8+9)	11	12	13	14	15=(11+12+13+14)	16=(5-10)	17	18
NOT APPLICABLE																	

Certified Correct:

Recommending Approval By:

Approved By:


EDEN Z. EVANGELISTA
 Chief Accountant


ATTY. MARIVIC S. RAMOS
 Director II, MFAS


SONIA B. MALALUAN
 Administrator

Date :

Date :

Date :

