

FY 2026 FINANCIAL PLAN
(In Thousand Pesos)

Department : Department of Transportation (DOTr)
Agency/Entity : Maritime Industry Authority (MARINA)
Region : ALL
Division : ALL
Operating Unit : ALL

Particulars	UACS CODE	Current Year's Obligation			Budget Year Obligation Program										
		Actual Jan.1 - Sept.30	Estimate Oct.1 - Dec.31	Total	Total	GAAO (ANNEX A)					FOR ISSUANCE OF GARO / SARO				
						Quarter 1	Quarter 2	Quarter 3	Quarter 4	Sub Total	Quarter 1	Quarter 2	Quarter 3	Quarter 4	Sub Total
1	2	3	4	5=3+4	6=11+16	7	8	9	10	11=7+8+9+10	12	13	14	15	16=12+13+14+15
I. Budget Year / Appropriations		898,209	350,169	1,248,378	1,477,468	574,786	276,975	246,120	283,302	1,381,183	0	37,102	37,103	22,080	96,285
General Administration and Support	1000000000000000	165,464	45,462	210,926	245,545	91,325	51,522	50,811	51,887	245,545	0	0	0	0	0
General Management and Supervision	100000100001000	159,272	44,730	204,002	239,078	90,993	50,508	46,302	51,275	239,078	0	0	0	0	0
National Capital Region (NCR)		159,272	44,730	204,002	239,078	90,993	50,508	46,302	51,275	239,078	0	0	0	0	0
Central Office		159,272	44,730	204,002	239,078	90,993	50,508	46,302	51,275	239,078	0	0	0	0	0
PS		61,931	15,214	77,145	97,609	22,812	26,079	21,873	26,845	97,609	0	0	0	0	0
MOOE		97,341	29,516	126,857	141,469	68,181	24,429	24,429	24,430	141,469	0	0	0	0	0
Administration of Personnel Benefits	100000100002000	6,192	732	6,924	6,467	332	1,014	4,509	612	6,467	0	0	0	0	0
National Capital Region (NCR)		6,192	732	6,924	6,467	332	1,014	4,509	612	6,467	0	0	0	0	0
Central Office		6,192	732	6,924	6,467	332	1,014	4,509	612	6,467	0	0	0	0	0
PS		6,192	732	6,924	6,467	332	1,014	4,509	612	6,467	0	0	0	0	0
Support to Operations	2000000000000000	146,998	76,413	223,411	170,597	111,228	20,032	19,135	20,202	170,597	0	0	0	0	0
Implementation of the Management Information System	200000100001000	146,998	76,413	223,411	170,597	111,228	20,032	19,135	20,202	170,597	0	0	0	0	0
National Capital Region (NCR)		146,998	76,413	223,411	170,597	111,228	20,032	19,135	20,202	170,597	0	0	0	0	0
Central Office		146,998	76,413	223,411	170,597	111,228	20,032	19,135	20,202	170,597	0	0	0	0	0
PS		8,179	2,414	10,593	13,988	3,095	3,874	2,976	4,043	13,988	0	0	0	0	0
MOOE		60,071	62,222	122,293	118,734	70,258	16,158	16,159	16,159	118,734	0	0	0	0	0
CO		78,748	11,777	90,525	37,875	37,875	0	0	0	37,875	0	0	0	0	0
Operations	3000000000000000	585,747	228,294	814,041	1,061,326	372,233	205,421	176,174	211,213	965,041	0	37,102	37,103	22,080	96,285
MARITIME INDUSTRY PROMOTION AND DEVELOPMENT PROGRAM	3101000000000000	23,536	8,340	31,876	32,764	7,760	8,592	7,627	8,785	32,764	0	0	0	0	0
Formulation of policies, projects and programs for the promotion and development of the maritime industry	310100100001000	23,536	8,340	31,876	32,764	7,760	8,592	7,627	8,785	32,764	0	0	0	0	0
National Capital Region (NCR)		23,536	8,340	31,876	32,764	7,760	8,592	7,627	8,785	32,764	0	0	0	0	0
Central Office		23,536	8,340	31,876	32,764	7,760	8,592	7,627	8,785	32,764	0	0	0	0	0
PS		7,206	7,491	14,697	15,035	3,328	4,160	3,195	4,352	15,035	0	0	0	0	0
MOOE		16,330	849	17,179	17,729	4,432	4,432	4,432	4,433	17,729	0	0	0	0	0
MARITIME INDUSTRY REGULATORY AND SUPERVISION PROGRAM	3201000000000000	562,211	219,954	782,165	1,028,562	364,473	196,829	168,547	202,428	932,277	0	37,102	37,103	22,080	96,285

Department : Department of Transportation (DOTr)
 Agency/Entity : Maritime Industry Authority (MARINA)
 Region : ALL
 Division : ALL
 Operating Unit : ALL

Particulars	UACS CODE	Current Year's Obligation			Budget Year Obligation Program										
		Actual Jan.1 - Sept.30	Estimate Oct.1 - Dec.31	Total	Total	GAAAO (ANNEX A)					FOR ISSUANCE OF GARO / SARO				
						Quarter 1	Quarter 2	Quarter 3	Quarter 4	Sub Total	Quarter 1	Quarter 2	Quarter 3	Quarter 4	Sub Total
1	2	3	4	5=3+4	6=11+16	7	8	9	10	11=7+8+9+10	12	13	14	15	16=12+13+14+15
Registration and provision of authority for ships and shipyards; certification and documentation for seafarers; accreditation of training programs, faculty and other maritime enterprises	320100100001000	547,722	210,605	758,327	994,628	356,612	187,763	160,875	193,093	898,343	0	37,102	37,103	22,080	96,285
National Capital Region (NCR)		319,056	128,864	447,920	661,153	256,924	106,918	91,296	109,730	564,868	0	37,102	37,103	22,080	96,285
Central Office		319,056	128,864	447,920	661,153	256,924	106,918	91,296	109,730	564,868	0	37,102	37,103	22,080	96,285
PS		158,781	46,466	205,247	242,531	53,594	67,249	51,627	70,061	242,531	0	0	0	0	0
MOOE		156,575	81,698	238,273	344,927	159,680	39,669	39,669	39,669	278,687	0	22,080	22,080	22,080	66,240
CO		3,700	700	4,400	73,695	43,650	0	0	0	43,650	0	15,022	15,023	0	30,045
Region I - Ilocos		14,476	4,967	19,443	20,029	4,701	5,292	4,596	5,440	20,029	0	0	0	0	0
Regional Office - I		14,476	4,967	19,443	20,029	4,701	5,292	4,596	5,440	20,029	0	0	0	0	0
PS		6,547	2,321	8,868	10,861	2,409	3,000	2,304	3,148	10,861	0	0	0	0	0
MOOE		7,929	2,646	10,575	9,168	2,292	2,292	2,292	2,292	9,168	0	0	0	0	0
Region IVA - CALABARZON		30,255	11,183	41,438	40,520	9,547	10,664	9,316	10,993	40,520	0	0	0	0	0
Regional Office - IVA		30,255	11,183	41,438	40,520	9,547	10,664	9,316	10,993	40,520	0	0	0	0	0
PS		13,844	6,770	20,614	21,003	4,668	5,785	4,437	6,113	21,003	0	0	0	0	0
MOOE		16,411	4,413	20,824	19,517	4,879	4,879	4,879	4,880	19,517	0	0	0	0	0
Region V - Bicol		15,813	6,858	22,671	21,727	5,074	5,763	4,942	5,948	21,727	0	0	0	0	0
Regional Office - V		15,813	6,858	22,671	21,727	5,074	5,763	4,942	5,948	21,727	0	0	0	0	0
PS		6,899	4,506	11,405	12,845	2,854	3,543	2,721	3,727	12,845	0	0	0	0	0
MOOE		8,914	2,352	11,266	8,882	2,220	2,220	2,221	2,221	8,882	0	0	0	0	0
Region VI - Western Visayas		24,346	9,310	33,656	37,936	13,220	8,486	7,510	8,720	37,936	0	0	0	0	0
Regional Office - VI		24,346	9,310	33,656	37,936	13,220	8,486	7,510	8,720	37,936	0	0	0	0	0
PS		9,438	5,307	14,745	15,235	3,383	4,198	3,222	4,432	15,235	0	0	0	0	0
MOOE		14,908	4,003	18,911	17,151	4,287	4,288	4,288	4,288	17,151	0	0	0	0	0
CO		0	0	0	5,550	5,550	0	0	0	5,550	0	0	0	0	0
Region VII - Central Visayas		33,037	12,069	45,106	52,023	17,726	11,837	10,309	12,151	52,023	0	0	0	0	0
Regional Office - VII		33,037	12,069	45,106	52,023	17,726	11,837	10,309	12,151	52,023	0	0	0	0	0
PS		15,258	6,221	21,479	23,495	5,194	6,505	4,977	6,819	23,495	0	0	0	0	0
MOOE		17,779	5,848	23,627	21,328	5,332	5,332	5,332	5,332	21,328	0	0	0	0	0
CO		0	0	0	7,200	7,200	0	0	0	7,200	0	0	0	0	0

Department : Department of Transportation (DOTr)
 Agency/Entity : Maritime Industry Authority (MARINA)
 Region : ALL
 Division : ALL
 Operating Unit : ALL

Particulars	UACS CODE	Current Year's Obligation			Budget Year Obligation Program										
		Actual Jan.1 - Sept.30	Estimate Oct.1 - Dec.31	Total	Total	GAAO (ANNEX A)					FOR ISSUANCE OF GARO / SARO				
						Quarter 1	Quarter 2	Quarter 3	Quarter 4	Sub Total	Quarter 1	Quarter 2	Quarter 3	Quarter 4	Sub Total
1	2	3	4	5=3+4	6=11+16	7	8	9	10	11=7+8+9+10	12	13	14	15	16=12+13+14+15
Region VIII - Eastern Visayas		23,076	7,397	30,473	30,267	7,082	8,005	6,858	8,322	30,267	0	0	0	0	0
Regional Office - VIII		23,076	7,397	30,473	30,267	7,082	8,005	6,858	8,322	30,267	0	0	0	0	0
PS		11,530	3,781	15,311	18,087	4,037	4,960	3,813	5,277	18,087	0	0	0	0	0
MOOE		11,546	3,616	15,162	12,180	3,045	3,045	3,045	3,045	12,180	0	0	0	0	0
Region IX - Zamboanga Peninsula		20,018	6,553	26,571	27,465	6,337	7,358	6,161	7,609	27,465	0	0	0	0	0
Regional Office - IX		20,018	6,553	26,571	27,465	6,337	7,358	6,161	7,609	27,465	0	0	0	0	0
PS		11,540	3,551	15,091	18,492	4,093	5,115	3,918	5,366	18,492	0	0	0	0	0
MOOE		8,478	3,002	11,480	8,973	2,244	2,243	2,243	2,243	8,973	0	0	0	0	0
Region X - Northern Mindanao		16,535	5,709	22,244	28,292	10,835	6,054	5,144	6,259	28,292	0	0	0	0	0
Regional Office - X		16,535	5,709	22,244	28,292	10,835	6,054	5,144	6,259	28,292	0	0	0	0	0
PS		8,945	3,314	12,259	14,153	3,137	3,907	2,997	4,112	14,153	0	0	0	0	0
MOOE		7,590	2,395	9,985	8,589	2,148	2,147	2,147	2,147	8,589	0	0	0	0	0
CO		0	0	0	5,550	5,550	0	0	0	5,550	0	0	0	0	0
Region XI - Davao		21,519	5,966	27,485	37,664	16,486	7,340	6,281	7,557	37,664	0	0	0	0	0
Regional Office - XI		21,519	5,966	27,485	37,664	16,486	7,340	6,281	7,557	37,664	0	0	0	0	0
PS		10,891	3,624	14,515	16,360	3,622	4,526	3,468	4,744	16,360	0	0	0	0	0
MOOE		10,628	2,342	12,970	11,254	2,814	2,814	2,813	2,813	11,254	0	0	0	0	0
CO		0	0	0	10,050	10,050	0	0	0	10,050	0	0	0	0	0
Region XII - SOCCSKSARGEN		14,553	5,120	19,673	19,760	4,554	5,297	4,428	5,481	19,760	0	0	0	0	0
Regional Office - XII		14,553	5,120	19,673	19,760	4,554	5,297	4,428	5,481	19,760	0	0	0	0	0
PS		8,496	2,984	11,480	13,472	2,982	3,725	2,856	3,909	13,472	0	0	0	0	0
MOOE		6,057	2,136	8,193	6,288	1,572	1,572	1,572	1,572	6,288	0	0	0	0	0
Region XIII - CARAGA		15,038	6,609	21,647	17,792	4,126	4,749	4,034	4,883	17,792	0	0	0	0	0
Regional Office - XIII		15,038	6,609	21,647	17,792	4,126	4,749	4,034	4,883	17,792	0	0	0	0	0
PS		6,550	4,918	11,468	11,039	2,437	3,061	2,346	3,195	11,039	0	0	0	0	0
MOOE		8,488	1,691	10,179	6,753	1,689	1,688	1,688	1,688	6,753	0	0	0	0	0
Monitoring and enforcement of maritime laws and regulations	320100100002000	14,489	9,349	23,838	33,934	7,861	9,066	7,672	9,335	33,934	0	0	0	0	0
National Capital Region (NCR)		14,489	9,349	23,838	33,934	7,861	9,066	7,672	9,335	33,934	0	0	0	0	0
Central Office		14,489	9,349	23,838	33,934	7,861	9,066	7,672	9,335	33,934	0	0	0	0	0

Department : Department of Transportation (DOTr)
 Agency/Entity : Maritime Industry Authority (MARINA)
 Region : ALL
 Division : ALL
 Operating Unit : ALL

Particulars	UACS CODE	Current Year's Obligation			Budget Year Obligation Program										
		Actual Jan.1 - Sept.30	Estimate Oct.1 - Dec.31	Total	Total	GAAAO (ANNEX A)					FOR ISSUANCE OF GARO / SARO				
						Quarter 1	Quarter 2	Quarter 3	Quarter 4	Sub Total	Quarter 1	Quarter 2	Quarter 3	Quarter 4	Sub Total
1	2	3	4	5=3+4	6=11+16	7	8	9	10	11=7+8+9+10	12	13	14	15	16=12+13+14+15
PS		9,913	8,796	18,709	21,977	4,872	6,077	4,683	6,345	21,977	0	0	0	0	0
MOOE		4,576	553	5,129	11,957	2,989	2,989	2,989	2,990	11,957	0	0	0	0	0
II. Automatic Appropriations		36,575	9,639	46,214	73,459	0	0	0	0	0	12,369	12,366	36,360	12,364	73,459
Retirement and Life Insurance Premiums		23,880	5,102	28,982	31,235	0	0	0	0	0	7,811	7,808	7,808	7,808	31,235
General Administration and Support	1000000000000000	4,548	3,131	7,679	6,057	0	0	0	0	0	1,515	1,514	1,514	1,514	6,057
General Management and Supervision	100000100001000	4,548	3,131	7,679	6,057	0	0	0	0	0	1,515	1,514	1,514	1,514	6,057
National Capital Region (NCR)		4,548	3,131	7,679	6,057	0	0	0	0	0	1,515	1,514	1,514	1,514	6,057
Central Office		4,548	3,131	7,679	6,057	0	0	0	0	0	1,515	1,514	1,514	1,514	6,057
PS		4,548	3,131	7,679	6,057	0	0	0	0	0	1,515	1,514	1,514	1,514	6,057
Support to Operations	2000000000000000	918	47	965	1,293	0	0	0	0	0	324	323	323	323	1,293
Implementation of the Management Information System	200000100001000	918	47	965	1,293	0	0	0	0	0	324	323	323	323	1,293
National Capital Region (NCR)		918	47	965	1,293	0	0	0	0	0	324	323	323	323	1,293
Central Office		918	47	965	1,293	0	0	0	0	0	324	323	323	323	1,293
PS		918	47	965	1,293	0	0	0	0	0	324	323	323	323	1,293
Operations	3000000000000000	18,414	1,924	20,338	23,885	0	0	0	0	0	5,972	5,971	5,971	5,971	23,885
MARITIME INDUSTRY PROMOTION AND DEVELOPMENT PROGRAM	3101000000000000	760	576	1,336	1,389	0	0	0	0	0	348	347	347	347	1,389
Formulation of policies, projects and programs for the promotion and development of the maritime industry	310100100001000	760	576	1,336	1,389	0	0	0	0	0	348	347	347	347	1,389
National Capital Region (NCR)		760	576	1,336	1,389	0	0	0	0	0	348	347	347	347	1,389
Central Office		760	576	1,336	1,389	0	0	0	0	0	348	347	347	347	1,389
PS		760	576	1,336	1,389	0	0	0	0	0	348	347	347	347	1,389
MARITIME INDUSTRY REGULATORY AND SUPERVISION PROGRAM	3201000000000000	17,654	1,348	19,002	22,496	0	0	0	0	0	5,624	5,624	5,624	5,624	22,496
Registration and provision of authority for ships and shipyards; certification and documentation for seafarers; accreditation of training programs, faculty and other maritime enterprises	320100100001000	17,654	1,348	19,002	22,496	0	0	0	0	0	5,624	5,624	5,624	5,624	22,496
National Capital Region (NCR)		17,654	1,348	19,002	22,496	0	0	0	0	0	5,624	5,624	5,624	5,624	22,496
Central Office		17,654	1,348	19,002	22,496	0	0	0	0	0	5,624	5,624	5,624	5,624	22,496
PS		17,654	1,348	19,002	22,496	0	0	0	0	0	5,624	5,624	5,624	5,624	22,496
MARINA Tonnage Fees		0	0	0	23,993	0	0	0	0	0	0	0	23,993	0	23,993
Operations	3000000000000000	0	0	0	23,993	0	0	0	0	0	0	0	23,993	0	23,993

Department : Department of Transportation (DOTr)
 Agency/Entity : Maritime Industry Authority (MARINA)
 Region : ALL
 Division : ALL
 Operating Unit : ALL

Particulars	UACS CODE	Current Year's Obligation			Budget Year Obligation Program												
		Actual Jan.1 - Sept.30	Estimate Oct.1 - Dec.31	Total	Total	GAAAO (ANNEX A)					FOR ISSUANCE OF GARO / SARO						
						Quarter 1	Quarter 2	Quarter 3	Quarter 4	Sub Total	Quarter 1	Quarter 2	Quarter 3	Quarter 4	Sub Total		
1	2	3	4	5=3+4	6=11+16	7	8	9	10	11=7+8+9+10	12	13	14	15	16=12+13+14+15		
MARITIME INDUSTRY REGULATORY AND SUPERVISION PROGRAM	3201000000000000	0	0	0	23,993	0	0	0	0	0	0	0	0	0	23,993	0	23,993
Registration and provision of authority for ships and shipyards; certification and documentation for seafarers; accreditation of training programs, faculty and other maritime enterprises	320100100001000	0	0	0	23,993	0	0	0	0	0	0	0	0	0	23,993	0	23,993
National Capital Region (NCR)		0	0	0	23,993	0	0	0	0	0	0	0	0	0	23,993	0	23,993
Central Office		0	0	0	23,993	0	0	0	0	0	0	0	0	0	23,993	0	23,993
MOOE		0	0	0	23,993	0	0	0	0	0	0	0	0	0	23,993	0	23,993
Retirement and Life Insurance Premiums		12,695	4,537	17,232	18,231	0	0	0	0	0	4,558	4,558	4,559	4,556	18,231		18,231
Operations	3000000000000000	12,695	4,537	17,232	18,231	0	0	0	0	0	4,558	4,558	4,559	4,556	18,231		18,231
MARITIME INDUSTRY REGULATORY AND SUPERVISION PROGRAM	3201000000000000	12,695	4,537	17,232	18,231	0	0	0	0	0	4,558	4,558	4,559	4,556	18,231		18,231
Registration and provision of authority for ships and shipyards; certification and documentation for seafarers; accreditation of training programs, faculty and other maritime enterprises	320100100001000	11,876	3,648	15,524	16,223	0	0	0	0	0	4,056	4,056	4,057	4,054	16,223		16,223
Region I - Ilocos		676	188	864	1,002	0	0	0	0	0	251	251	251	249	1,002		1,002
Regional Office - I		676	188	864	1,002	0	0	0	0	0	251	251	251	249	1,002		1,002
PS		676	188	864	1,002	0	0	0	0	0	251	251	251	249	1,002		1,002
Region IVA - CALABARZON		1,478	566	2,044	1,941	0	0	0	0	0	486	485	485	485	1,941		1,941
Regional Office - IVA		1,478	566	2,044	1,941	0	0	0	0	0	486	485	485	485	1,941		1,941
PS		1,478	566	2,044	1,941	0	0	0	0	0	486	485	485	485	1,941		1,941
Region V - Bicol		730	392	1,122	1,184	0	0	0	0	0	296	296	296	296	1,184		1,184
Regional Office - V		730	392	1,122	1,184	0	0	0	0	0	296	296	296	296	1,184		1,184
PS		730	392	1,122	1,184	0	0	0	0	0	296	296	296	296	1,184		1,184
Region VI - Western Visayas		1,019	453	1,472	1,406	0	0	0	0	0	351	351	352	352	1,406		1,406
Regional Office - VI		1,019	453	1,472	1,406	0	0	0	0	0	351	351	352	352	1,406		1,406
PS		1,019	453	1,472	1,406	0	0	0	0	0	351	351	352	352	1,406		1,406
Region VII - Central Visayas		1,893	264	2,157	2,200	0	0	0	0	0	550	550	550	550	2,200		2,200
Regional Office - VII		1,893	264	2,157	2,200	0	0	0	0	0	550	550	550	550	2,200		2,200
PS		1,893	264	2,157	2,200	0	0	0	0	0	550	550	550	550	2,200		2,200
Region VIII - Eastern Visayas		1,191	292	1,483	1,652	0	0	0	0	0	413	413	413	413	1,652		1,652
Regional Office - VIII		1,191	292	1,483	1,652	0	0	0	0	0	413	413	413	413	1,652		1,652

Department : Department of Transportation (DOTr)
 Agency/Entity : Maritime Industry Authority (MARINA)
 Region : ALL
 Division : ALL
 Operating Unit : ALL

Particulars	UACS CODE	Current Year's Obligation			Budget Year Obligation Program										
		Actual Jan.1 - Sept.30	Estimate Oct.1 - Dec.31	Total	Total	GAAO (ANNEX A)					FOR ISSUANCE OF GARO / SARO				
						Quarter 1	Quarter 2	Quarter 3	Quarter 4	Sub Total	Quarter 1	Quarter 2	Quarter 3	Quarter 4	Sub Total
1	2	3	4	5=3+4	6=11+16	7	8	9	10	11=7+8+9+10	12	13	14	15	16=12+13+14+15
PS		1,191	292	1,483	1,652	0	0	0	0	0	413	413	413	413	1,652
Region IX - Zamboanga Peninsula		1,240	272	1,512	1,724	0	0	0	0	0	431	431	431	431	1,724
Regional Office - IX		1,240	272	1,512	1,724	0	0	0	0	0	431	431	431	431	1,724
PS		1,240	272	1,512	1,724	0	0	0	0	0	431	431	431	431	1,724
Region X - Northern Mindanao		923	288	1,211	1,311	0	0	0	0	0	327	328	328	328	1,311
Regional Office - X		923	288	1,211	1,311	0	0	0	0	0	327	328	328	328	1,311
PS		923	288	1,211	1,311	0	0	0	0	0	327	328	328	328	1,311
Region XI - Davao		1,146	252	1,398	1,523	0	0	0	0	0	381	381	381	380	1,523
Regional Office - XI		1,146	252	1,398	1,523	0	0	0	0	0	381	381	381	380	1,523
PS		1,146	252	1,398	1,523	0	0	0	0	0	381	381	381	380	1,523
Region XII - SOCCSKSARGEN		902	242	1,144	1,251	0	0	0	0	0	312	313	313	313	1,251
Regional Office - XII		902	242	1,144	1,251	0	0	0	0	0	312	313	313	313	1,251
PS		902	242	1,144	1,251	0	0	0	0	0	312	313	313	313	1,251
Region XIII - CARAGA		678	439	1,117	1,029	0	0	0	0	0	258	257	257	257	1,029
Regional Office - XIII		678	439	1,117	1,029	0	0	0	0	0	258	257	257	257	1,029
PS		678	439	1,117	1,029	0	0	0	0	0	258	257	257	257	1,029
Monitoring and enforcement of maritime laws and regulations	320100100002000	819	889	1,708	2,008	0	0	0	0	0	502	502	502	502	2,008
National Capital Region (NCR)		819	889	1,708	2,008	0	0	0	0	0	502	502	502	502	2,008
Central Office		819	889	1,708	2,008	0	0	0	0	0	502	502	502	502	2,008
PS		819	889	1,708	2,008	0	0	0	0	0	502	502	502	502	2,008
TOTAL, Current Year Budget / Appropriations		934,784	359,808	1,294,592	1,550,927	574,786	276,975	246,120	283,302	1,381,183	12,369	49,468	73,463	34,444	169,744
National Capital Region (NCR)		694,243	274,419	968,662	1,201,229	475,098	196,130	176,541	199,939	1,047,708	8,313	45,412	69,406	30,390	153,521
Central Office		694,243	274,419	968,662	1,201,229	475,098	196,130	176,541	199,939	1,047,708	8,313	45,412	69,406	30,390	153,521
PS		276,902	87,104	364,006	430,850	88,033	108,453	88,863	112,258	397,607	8,313	8,310	8,310	8,310	33,243
MOOE		334,893	174,838	509,731	658,809	305,540	87,677	87,678	87,681	568,576	0	22,080	46,073	22,080	90,233
CO		82,448	12,477	94,925	111,570	81,525	0	0	0	81,525	0	15,022	15,023	0	30,045
Region I - Ilocos		15,152	5,155	20,307	21,031	4,701	5,292	4,596	5,440	20,029	251	251	251	249	1,002
Regional Office - I		15,152	5,155	20,307	21,031	4,701	5,292	4,596	5,440	20,029	251	251	251	249	1,002
PS		7,223	2,509	9,732	11,863	2,409	3,000	2,304	3,148	10,861	251	251	251	249	1,002

Department : Department of Transportation (DOTr)
 Agency/Entity : Maritime Industry Authority (MARINA)
 Region : ALL
 Division : ALL
 Operating Unit : ALL

Particulars	UACS CODE	Current Year's Obligation			Budget Year Obligation Program										
		Actual Jan.1 - Sept.30	Estimate Oct.1 - Dec.31	Total	Total	GAAAO (ANNEX A)					FOR ISSUANCE OF GARO / SARO				
						Quarter 1	Quarter 2	Quarter 3	Quarter 4	Sub Total	Quarter 1	Quarter 2	Quarter 3	Quarter 4	Sub Total
1	2	3	4	5=3+4	6=11+16	7	8	9	10	11=7+8+9+10	12	13	14	15	16=12+13+14+15
MOOE		7,929	2,646	10,575	9,168	2,292	2,292	2,292	2,292	9,168	0	0	0	0	0
Region IVA - CALABARZON		31,734	11,749	43,483	42,461	9,547	10,664	9,316	10,993	40,520	486	485	485	485	1,941
Regional Office - IVA		31,734	11,749	43,483	42,461	9,547	10,664	9,316	10,993	40,520	486	485	485	485	1,941
PS		15,323	7,336	22,659	22,944	4,668	5,785	4,437	6,113	21,003	486	485	485	485	1,941
MOOE		16,411	4,413	20,824	19,517	4,879	4,879	4,879	4,880	19,517	0	0	0	0	0
Region V - Bicol		16,542	7,250	23,792	22,911	5,074	5,763	4,942	5,948	21,727	296	296	296	296	1,184
Regional Office - V		16,542	7,250	23,792	22,911	5,074	5,763	4,942	5,948	21,727	296	296	296	296	1,184
PS		7,628	4,898	12,526	14,029	2,854	3,543	2,721	3,727	12,845	296	296	296	296	1,184
MOOE		8,914	2,352	11,266	8,882	2,220	2,220	2,221	2,221	8,882	0	0	0	0	0
Region VI - Western Visayas		25,364	9,763	35,127	39,342	13,220	8,486	7,510	8,720	37,936	351	351	352	352	1,406
Regional Office - VI		25,364	9,763	35,127	39,342	13,220	8,486	7,510	8,720	37,936	351	351	352	352	1,406
PS		10,456	5,760	16,216	16,641	3,383	4,198	3,222	4,432	15,235	351	351	352	352	1,406
MOOE		14,908	4,003	18,911	17,151	4,287	4,288	4,288	4,288	17,151	0	0	0	0	0
CO		0	0	0	5,550	5,550	0	0	0	5,550	0	0	0	0	0
Region VII - Central Visayas		34,930	12,333	47,263	54,223	17,726	11,837	10,309	12,151	52,023	550	550	550	550	2,200
Regional Office - VII		34,930	12,333	47,263	54,223	17,726	11,837	10,309	12,151	52,023	550	550	550	550	2,200
PS		17,151	6,485	23,636	25,695	5,194	6,505	4,977	6,819	23,495	550	550	550	550	2,200
MOOE		17,779	5,848	23,627	21,328	5,332	5,332	5,332	5,332	21,328	0	0	0	0	0
CO		0	0	0	7,200	7,200	0	0	0	7,200	0	0	0	0	0
Region VIII - Eastern Visayas		24,268	7,689	31,957	31,919	7,082	8,005	6,858	8,322	30,267	413	413	413	413	1,652
Regional Office - VIII		24,268	7,689	31,957	31,919	7,082	8,005	6,858	8,322	30,267	413	413	413	413	1,652
PS		12,722	4,073	16,795	19,739	4,037	4,960	3,813	5,277	18,087	413	413	413	413	1,652
MOOE		11,546	3,616	15,162	12,180	3,045	3,045	3,045	3,045	12,180	0	0	0	0	0
Region IX - Zamboanga Peninsula		21,258	6,825	28,083	29,189	6,337	7,358	6,161	7,609	27,465	431	431	431	431	1,724
Regional Office - IX		21,258	6,825	28,083	29,189	6,337	7,358	6,161	7,609	27,465	431	431	431	431	1,724
PS		12,780	3,823	16,603	20,216	4,093	5,115	3,918	5,366	18,492	431	431	431	431	1,724
MOOE		8,478	3,002	11,480	8,973	2,244	2,243	2,243	2,243	8,973	0	0	0	0	0
Region X - Northern Mindanao		17,458	5,997	23,455	29,603	10,835	6,054	5,144	6,259	28,292	327	328	328	328	1,311
Regional Office - X		17,458	5,997	23,455	29,603	10,835	6,054	5,144	6,259	28,292	327	328	328	328	1,311

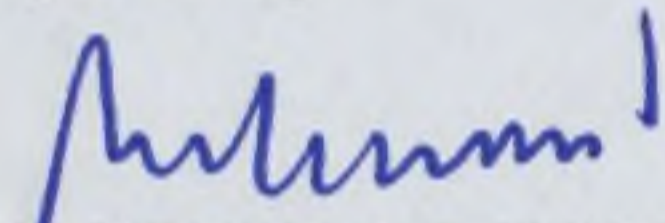

Department : Department of Transportation (DOTr)
 Agency/Entity : Maritime Industry Authority (MARINA)
 Region : ALL
 Division : ALL
 Operating Unit : ALL

Particulars	UACS CODE	Current Year's Obligation			Budget Year Obligation Program										
		Actual Jan.1 - Sept.30	Estimate Oct.1 - Dec.31	Total	Total	GAAO (ANNEX A)					FOR ISSUANCE OF GARO / SARO				
						Quarter 1	Quarter 2	Quarter 3	Quarter 4	Sub Total	Quarter 1	Quarter 2	Quarter 3	Quarter 4	Sub Total
1	2	3	4	5=3+4	6=11+16	7	8	9	10	11=7+8+9+10	12	13	14	15	16=12+13+14+15
PS		9,868	3,602	13,470	15,464	3,137	3,907	2,997	4,112	14,153	327	328	328	328	1,311
MOOE		7,590	2,395	9,985	8,589	2,148	2,147	2,147	2,147	8,589	0	0	0	0	0
CO		0	0	0	5,550	5,550	0	0	0	5,550	0	0	0	0	0
Region XI - Davao		22,664	6,218	28,882	39,187	16,486	7,340	6,281	7,557	37,664	381	381	381	380	1,523
Regional Office - XI		22,664	6,218	28,882	39,187	16,486	7,340	6,281	7,557	37,664	381	381	381	380	1,523
PS		12,036	3,876	15,912	17,883	3,622	4,526	3,468	4,744	16,360	381	381	381	380	1,523
MOOE		10,628	2,342	12,970	11,254	2,814	2,814	2,813	2,813	11,254	0	0	0	0	0
CO		0	0	0	10,050	10,050	0	0	0	10,050	0	0	0	0	0
Region XII - SOCCSKSARGEN		15,455	5,362	20,817	21,011	4,554	5,297	4,428	5,481	19,760	312	313	313	313	1,251
Regional Office - XII		15,455	5,362	20,817	21,011	4,554	5,297	4,428	5,481	19,760	312	313	313	313	1,251
PS		9,398	3,226	12,624	14,723	2,982	3,725	2,856	3,909	13,472	312	313	313	313	1,251
MOOE		6,057	2,136	8,193	6,288	1,572	1,572	1,572	1,572	6,288	0	0	0	0	0
Region XIII - CARAGA		15,716	7,048	22,764	18,821	4,126	4,749	4,034	4,883	17,792	258	257	257	257	1,029
Regional Office - XIII		15,716	7,048	22,764	18,821	4,126	4,749	4,034	4,883	17,792	258	257	257	257	1,029
PS		7,228	5,357	12,585	12,068	2,437	3,061	2,346	3,195	11,039	258	257	257	257	1,029
MOOE		8,488	1,691	10,179	6,753	1,689	1,688	1,688	1,688	6,753	0	0	0	0	0
Recapitulation by Program		616,854	234,755	851,609	1,127,435	372,233	205,421	176,174	211,213	965,041	10,530	47,631	71,626	32,607	162,394
MARITIME INDUSTRY PROMOTION AND DEVELOPMENT PROGRAM	3101000000000000	24,295	8,916	33,211	34,153	7,760	8,592	7,627	8,785	32,764	348	347	347	347	1,389
National Capital Region (NCR)		24,295	8,916	33,211	34,153	7,760	8,592	7,627	8,785	32,764	348	347	347	347	1,389
Central Office		24,295	8,916	33,211	34,153	7,760	8,592	7,627	8,785	32,764	348	347	347	347	1,389
MARITIME INDUSTRY REGULATORY AND SUPERVISION PROGRAM	3201000000000000	592,559	225,839	818,398	1,093,282	364,473	196,829	168,547	202,428	932,277	10,182	47,284	71,279	32,260	161,005
National Capital Region (NCR)		352,018	140,450	492,468	743,584	264,785	115,984	98,968	119,065	598,802	6,126	43,228	67,222	28,206	144,782
Central Office		352,018	140,450	492,468	743,584	264,785	115,984	98,968	119,065	598,802	6,126	43,228	67,222	28,206	144,782
Region I - Ilocos		15,152	5,155	20,307	21,031	4,701	5,292	4,596	5,440	20,029	251	251	251	249	1,002
Regional Office - I		15,152	5,155	20,307	21,031	4,701	5,292	4,596	5,440	20,029	251	251	251	249	1,002
Region IVA - CALABARZON		31,733	11,749	43,482	42,461	9,547	10,664	9,316	10,993	40,520	486	485	485	485	1,941
Regional Office - IVA		31,733	11,749	43,482	42,461	9,547	10,664	9,316	10,993	40,520	486	485	485	485	1,941
Region V - Bicol		16,542	7,250	23,792	22,911	5,074	5,763	4,942	5,948	21,727	296	296	296	296	1,184
Regional Office - V		16,542	7,250	23,792	22,911	5,074	5,763	4,942	5,948	21,727	296	296	296	296	1,184


Department : Department of Transportation (DOTr)
 Agency/Entity : Maritime Industry Authority (MARINA)
 Region : ALL
 Division : ALL
 Operating Unit : ALL

Particulars	UACS CODE	Current Year's Obligation			Budget Year Obligation Program										
		Actual Jan.1 - Sept.30	Estimate Oct.1 - Dec.31	Total	Total	GAAAO (ANNEX A)					FOR ISSUANCE OF GARO / SARO				
						Quarter 1	Quarter 2	Quarter 3	Quarter 4	Sub Total	Quarter 1	Quarter 2	Quarter 3	Quarter 4	Sub Total
1	2	3	4	5=3+4	6=11+16	7	8	9	10	11=7+8+9+10	12	13	14	15	16=12+13+14+15
Region VI - Western Visayas		25,364	9,763	35,127	39,342	13,220	8,486	7,510	8,720	37,936	351	351	352	352	1,406
Regional Office - VI		25,364	9,763	35,127	39,342	13,220	8,486	7,510	8,720	37,936	351	351	352	352	1,406
Region VII - Central Visayas		34,930	12,333	47,263	54,223	17,726	11,837	10,309	12,151	52,023	550	550	550	550	2,200
Regional Office - VII		34,930	12,333	47,263	54,223	17,726	11,837	10,309	12,151	52,023	550	550	550	550	2,200
Region VIII - Eastern Visayas		24,268	7,689	31,957	31,919	7,082	8,005	6,858	8,322	30,267	413	413	413	413	1,652
Regional Office - VIII		24,268	7,689	31,957	31,919	7,082	8,005	6,858	8,322	30,267	413	413	413	413	1,652
Region IX - Zamboanga Peninsula		21,258	6,825	28,083	29,189	6,337	7,358	6,161	7,609	27,465	431	431	431	431	1,724
Regional Office - IX		21,258	6,825	28,083	29,189	6,337	7,358	6,161	7,609	27,465	431	431	431	431	1,724
Region X - Northern Mindanao		17,458	5,997	23,455	29,603	10,835	6,054	5,144	6,259	28,292	327	328	328	328	1,311
Regional Office - X		17,458	5,997	23,455	29,603	10,835	6,054	5,144	6,259	28,292	327	328	328	328	1,311
Region XI - Davao		22,664	6,218	28,882	39,187	16,486	7,340	6,281	7,557	37,664	381	381	381	380	1,523
Regional Office - XI		22,664	6,218	28,882	39,187	16,486	7,340	6,281	7,557	37,664	381	381	381	380	1,523
Region XII - SOCCSKSARGEN		15,455	5,362	20,817	21,011	4,554	5,297	4,428	5,481	19,760	312	313	313	313	1,251
Regional Office - XII		15,455	5,362	20,817	21,011	4,554	5,297	4,428	5,481	19,760	312	313	313	313	1,251
Region XIII - CARAGA		15,717	7,048	22,765	18,821	4,126	4,749	4,034	4,883	17,792	258	257	257	257	1,029
Regional Office - XIII		15,717	7,048	22,765	18,821	4,126	4,749	4,034	4,883	17,792	258	257	257	257	1,029


Prepared By:


DAN HENRY V. RAMIREZ
 Chief, Budget Division 

In coordination with:


MA. FE. TERESA L. ALVAREZ
 Chief, Project Planning and Development Division

Approved By:


SONIA B. MALALUAN
 Administrator 