



QUARTERLY REPORT OF REVENUE AND OTHER RECEIPTS  
As at the Quarter Ending March 31, 2028


Department : Department of Transportation (DOTr)  
Agency/Entity : Maritime Industry Authority (MARINA)  
Region : ALL  
Division : ALL  
Operating Unit : ALL  
Fund Cluster : 01 - Regular Agency Fund

(e.g. UACS Fund Cluster: 01-Regular Agency Fund, 02-Foreign Assisted Projects Fund, 03-Special Account-Locally Funded/ Domestic Grants Fund, 04-Special Account-Foreign Assisted/Foreign Grants Fund, 05-Internally Generated Funds, 06-Business Related Funds and 07-Trust Receipts)

Classification/Sources of Revenue and Other Receipts	UACS Code	REVENUE TARGET (Annual) per BESF	Actual Revenue and Other Receipts Collections					Cumulative Remittance/Deposits to Date			Variance		Remarks
			1st Quarter	2nd Quarter	3rd Quarter	4th Quarter	Total	Remittance to BTR	Deposited with AQDB	Total	Amount	%	
1	2	3	4	5	6	7	8(4+5+6+7)	9	10	11(9+10)	12(8-3)	13(12/3)	14
Regular Agency Fund		859,206,000.00	346,628,563.33	0.00	0.00	0.00	346,628,563.33	344,425,689.03	11,416,300.00	355,841,989.03	(512,577,436.67)	-60 %	
Revenue Collections		856,122,000.00	345,967,390.26	0.00	0.00	0.00	345,967,390.26	343,769,347.96	11,416,300.00	355,185,647.96	(512,154,609.74)	-60 %	
Cash Revenue		856,122,000.00	345,967,390.26	0.00	0.00	0.00	345,967,390.26	343,769,347.96	11,416,300.00	355,185,647.96	(512,154,609.74)	-60 %	
Tax		0.00	121,980.00	0.00	0.00	0.00	121,980.00	119,670.00	0.00	119,670.00	121,980.00	0 %	
4010401000 - DOCUMENTARY STAMP TAX	4010401000	0.00	121,980.00	0.00	0.00	0.00	121,980.00	119,670.00	0.00	119,670.00	121,980.00	0 %	
Non-Tax		859,206,000.00	345,845,410.26	0.00	0.00	0.00	345,845,410.26	343,649,677.96	11,416,300.00	355,065,977.96	(512,276,589.74)	-60 %	
4020101001 - PERMIT FEES IMPORT	4020101001	889,000.00	1,624,200.00	0.00	0.00	0.00	1,624,200.00	1,589,400.00	0.00	1,589,400.00	735,200.00	83 %	
4020101002 - PERMIT FEES EXPORT	4020101002	0.00	0.00	0.00	0.00	0.00	0.00	0.00	0.00	0.00	0.00	0 %	
4020101099 - OTHER PERMIT FEES	4020101099	100,631,000.00	87,774,086.39	0.00	0.00	0.00	87,774,086.39	104,865,340.89	0.00	104,865,340.89	(12,896,913.61)	-13 %	
4020102000 - REGISTRATION FEES	4020102000	43,823,000.00	18,257,032.75	0.00	0.00	0.00	18,257,032.75	14,276,190.56	15,500.00	14,291,690.56	(25,565,967.25)	-58 %	
4020104001 - CLEARANCE FEES	4020104001	124,850,000.00	2,409,809.80	0.00	0.00	0.00	2,409,809.80	2,391,573.80	0.00	2,391,573.80	(122,240,190.20)	-98 %	
4020104002 - CERTIFICATION FEES	4020104002	25,077,000.00	37,309,796.64	0.00	0.00	0.00	37,309,796.64	36,443,228.35	245,364.00	36,688,592.35	12,232,796.64	49 %	
4020104003 - ENDORSEMENT FEES	4020104003	0.00	42,200.00	0.00	0.00	0.00	42,200.00	40,900.00	0.00	40,900.00	42,200.00	0 %	
4020105000 - FRANCHISING FEES	4020105000	28,222,000.00	6,648,606.91	0.00	0.00	0.00	6,648,606.91	6,138,506.91	1,214,814.00	7,353,320.91	(21,573,383.09)	-76 %	
4020106000 - LICENSING FEES	4020106000	18,762,000.00	9,562,063.56	0.00	0.00	0.00	9,562,063.56	9,048,489.40	308,303.00	9,356,792.40	(9,199,936.42)	-49 %	
4020109000 - LEGAL FEES	4020109000	0.00	4,000.00	0.00	0.00	0.00	4,000.00	4,000.00	0.00	4,000.00	4,000.00	0 %	
4020110000 - INSPECTION FEES	4020110000	85,528,000.00	20,493,483.85	0.00	0.00	0.00	20,493,483.85	17,841,868.72	914,635.00	18,756,503.72	(45,034,516.35)	-49 %	
4020111001 - ACCREDITATION FEES	4020111001	4,857,000.00	3,719,364.00	0.00	0.00	0.00	3,719,364.00	3,779,684.00	0.00	3,779,684.00	(1,137,616.00)	-23 %	
4020111099 - OTHER VERIFICATION AND AUTHENTICATION FEES	4020111099	34,000.00	215,190.00	0.00	0.00	0.00	215,190.00	206,000.00	0.00	206,000.00	181,190.00	533 %	
4020113003 - APPLICATION FEES	4020113003	96,062,000.00	6,784,930.72	0.00	0.00	0.00	6,784,930.72	6,798,230.72	56,250.00	6,854,480.72	(91,277,069.28)	-93 %	
4020113004 - ASSESSMENT FEES	4020113004	15,746,000.00	4,850,000.00	0.00	0.00	0.00	4,850,000.00	4,786,500.00	0.00	4,786,500.00	(10,896,000.00)	-69 %	
4020113007 - FILING FEES	4020113007	18,000.00	2,500.00	0.00	0.00	0.00	2,500.00	2,500.00	0.00	2,500.00	(15,500.00)	-86 %	
4020113008 - IDENTITY CARD FEES	4020113008	146,286,000.00	1,007,209.23	0.00	0.00	0.00	1,007,209.23	969,109.23	24,500.00	993,609.23	(145,278,790.77)	-69 %	
4020113099 - OTHER PROCESSING FEES	4020113099	106,147,000.00	106,932,839.31	0.00	0.00	0.00	106,932,839.31	101,955,181.21	7,104,800.00	109,059,981.21	2,785,839.31	3 %	
4020114000 - FINES AND PENALTIES - SERVICE INCOME	4020114000	7,896,000.00	10,120,207.41	0.00	0.00	0.00	10,120,207.41	9,713,888.65	377,692.00	10,091,580.65	2,422,207.41	31 %	
4020199099 - OTHER SERVICE INCOME	4020199099	71,892,000.00	26,053,611.87	0.00	0.00	0.00	26,053,611.87	22,766,065.52	1,152,442.00	23,918,507.52	(45,638,388.13)	-64 %	
4050104000 - GAIN ON SALE OF PROPERTY, PLANT AND EQUIPMENT	4050104000	0.00	33,000.00	0.00	0.00	0.00	33,000.00	33,000.00	0.00	33,000.00	33,000.00	0 %	
4060999000 - MISCELLANEOUS INCOME	4060999000	0.00	1,258.00	0.00	0.00	0.00	1,258.00	0.00	0.00	0.00	1,258.00	0 %	
Non-Revenue Collections/Other Receipts		1,064,000.00	961,173.07	0.00	0.00	0.00	961,173.07	656,341.07	0.00	656,341.07	(422,626.93)	-39 %	
Non-Cash Revenue		0.00	1,530.00	0.00	0.00	0.00	1,530.00	1,530.00	0.00	1,530.00	1,530.00	0 %	
Tax		0.00	1,530.00	0.00	0.00	0.00	1,530.00	1,530.00	0.00	1,530.00	1,530.00	0 %	
4010401000 - DOCUMENTARY STAMP TAX	4010401000	0.00	1,530.00	0.00	0.00	0.00	1,530.00	1,530.00	0.00	1,530.00	1,530.00	0 %	
Cash Receipts		1,064,000.00	859,643.07	0.00	0.00	0.00	859,643.07	654,811.07	0.00	654,811.07	(424,356.93)	-39 %	
Others		0.00	399,679.53	0.00	0.00	0.00	399,679.53	394,847.53	0.00	394,847.53	399,679.53	0 %	
1030501000 - RECEIVABLES - DISALLOWANCES/CHARGES	1030501000	0.00	22,000.00	0.00	0.00	0.00	22,000.00	22,000.00	0.00	22,000.00	22,000.00	0 %	
1030599000 - OTHER RECEIVABLES	1030599000	0.00	0.00	0.00	0.00	0.00	0.00	0.00	0.00	0.00	0.00	0 %	
2020105000 - DUE TO NGAS	2020105000	0.00	377,679.53	0.00	0.00	0.00	377,679.53	372,847.53	0.00	372,847.53	377,679.53	0 %	
Net Applicable		1,064,000.00	259,963.54	0.00	0.00	0.00	259,963.54	259,963.54	0.00	259,963.54	(824,036.46)	-76 %	
2020101000 - DUE TO BIR	2020101000	1,056,000.00	252,424.54	0.00	0.00	0.00	252,424.54	252,424.54	0.00	252,424.54	(803,575.46)	-76 %	
2020105000 - DUE TO NGAS	2020105000	28,000.00	7,539.00	0.00	0.00	0.00	7,539.00	7,539.00	0.00	7,539.00	(20,461.00)	-73 %	
GRAND TOTAL		859,206,000.00	346,628,563.33	0.00	0.00	0.00	346,628,563.33	344,425,689.03	11,416,300.00	355,841,989.03	(512,577,436.67)	-60 %	

Certified Correct:  
  
EZEN Z. EVANGELISTA  
Chief Accountant  
Date :

Recommending Approval:  
  
ATTY. MARIVIC S. RAMOS  
Director II, MFAS  
Date:

Approved By:  
  
SONIA B. MALALUAN  
Administrator  
Date:


**QUARTERLY REPORT OF REVENUE AND OTHER RECEIPTS**  
As at the Quarter Ending March 31, 2026

Department : Department of Transportation (DOTr)  
Agency/Entity : Maritime Industry Authority (MARINA)  
Region : ALL  
Division : ALL  
Operating Unit : ALL  
Fund Cluster : 03 - Special Account - Locally Funded/Domestic Grants Fund

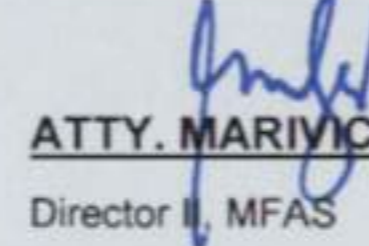
(e.g. UACS Fund Cluster: 01-Regular Agency Fund, 02-Foreign Assisted Projects Fund, 03-Special Account-Locally Funded/ Domestic Grants Fund, 04-Special Account-Foreign Assisted/Foreign Grants Fund, 05-Internally Generated Funds, 06-Business Related Funds and 07-Trust Receipts)

Classification/Sources of Revenue and Other Receipts	UACS Code	REVENUE TARGET (Annual) per BESF	Actual Revenue and Other Receipts Collections					Cumulative Remittance/Deposits to Date			Variance		Remarks
			1st Quarter	2nd Quarter	3rd Quarter	4th Quarter	Total	Remittance to BTr	Deposited with AGDB	Total	Amount	%	
1	2	3	4	5	6	7	8=(4+5+6+7)	9	10	11=(9+10)	12=(8-3)	13=(12/3)	14
Special Account - Locally Funded/Domestic Grants Fund		70,834,000.00	60,481,824.81	0.00	0.00	0.00	60,481,824.81	56,176,934.03	0.00	56,176,934.03	(10,352,175.19)	-15 %	
Revenue Collections		70,834,000.00	60,481,824.81	0.00	0.00	0.00	60,481,824.81	56,176,934.03	0.00	56,176,934.03	(10,352,175.19)	-15 %	
Cash Revenue		70,184,000.00	59,920,527.14	0.00	0.00	0.00	59,920,527.14	55,615,636.36	0.00	55,615,636.36	(10,263,472.86)	-15 %	
Non-Tax		70,184,000.00	59,920,527.14	0.00	0.00	0.00	59,920,527.14	55,615,636.36	0.00	55,615,636.36	(10,263,472.86)	-15 %	
4020114000 - FINES AND PENALTIES - SERVICE INCOME	4020114000	3,017,000.00	5,803,272.85	0.00	0.00	0.00	5,803,272.85	5,475,861.61	0.00	5,475,861.61	2,786,272.85	92 %	
4020199099 - OTHER SERVICE INCOME	4020199099	67,167,000.00	54,117,254.29	0.00	0.00	0.00	54,117,254.29	50,139,774.75	0.00	50,139,774.75	(13,049,745.71)	-19 %	
Cash Receipts		650,000.00	561,297.67	0.00	0.00	0.00	561,297.67	561,297.67	0.00	561,297.67	(88,702.33)	-14 %	
Others		650,000.00	561,297.67	0.00	0.00	0.00	561,297.67	561,297.67	0.00	561,297.67	(88,702.33)	-14 %	
1030101000 - ACCOUNTS RECEIVABLE	1030101000	650,000.00	561,297.67	0.00	0.00	0.00	561,297.67	561,297.67	0.00	561,297.67	(88,702.33)	-14 %	
<b>GRAND TOTAL</b>		<b>70,834,000.00</b>	<b>60,481,824.81</b>	<b>0.00</b>	<b>0.00</b>	<b>0.00</b>	<b>60,481,824.81</b>	<b>56,176,934.03</b>	<b>0.00</b>	<b>56,176,934.03</b>	<b>(10,352,175.19)</b>	<b>-15 %</b>	


Certified Correct:

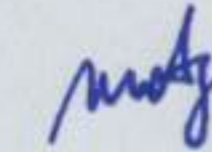
  
**EDEN Z. EVANGELISTA**  
Chief Accountant  
Date :

Recommending Approval:

  
**ATTY. MARIVIC S. RAMOS**  
Director II, MFAS  
Date:

Approved By:

  
**SONIA B. MALALUAN**  
Administrator  
Date:



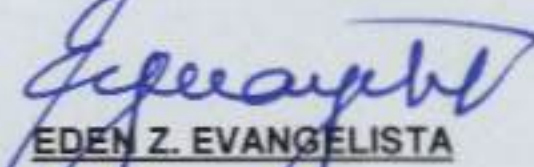
**QUARTERLY REPORT OF REVENUE AND OTHER RECEIPTS**  
As at the Quarter Ending March 31, 2026

Department : Department of Transportation (DOTr)  
 Agency/Entity : Maritime Industry Authority (MARINA)  
 Region : ALL  
 Division : ALL  
 Operating Unit : ALL  
 Fund Cluster : 07 - Trust Receipts


(e.g. UACS Fund Cluster: 01-Regular Agency Fund, 02-Foreign Assisted Projects Fund, 03-Special Account-Locally Funded/ Domestic Grants Fund, 04-Special Account-Foreign Assisted/Foreign Grants Fund, 05-Internally Generated Funds, 06-Business Related Funds and 07-Trust Receipts)

Classification/Sources of Revenue and Other Receipts	UACS Code	REVENUE TARGET (Annual) per BESF	Actual Revenue and Other Receipts Collections					Cumulative Remittance/Deposits to Date			Variance		Remarks
			1st Quarter	2nd Quarter	3rd Quarter	4th Quarter	Total	Remittance to BTr	Deposited with AGDB	Total	Amount	%	
1	2	3	4	5	6	7	8=(4+5+6+7)	9	10	11=(9+10)	12=(8-3)	13=(12/3)	14
Trust Receipts		0.00	14,154,186.45	0.00	0.00	0.00	14,154,186.45	0.00	14,154,186.45	14,154,186.45	14,154,186.45	0%	
Trust Receipts Deposited with Authorized Government Depository		0.00	14,154,186.45	0.00	0.00	0.00	14,154,186.45	0.00	14,154,186.45	14,154,186.45	14,154,186.45	0%	
624212 - OIL POLLUTION MANAGAMENT FUND (OPMF)		0.00	14,154,186.45	0.00	0.00	0.00	14,154,186.45	0.00	14,154,186.45	14,154,186.45	14,154,186.45	0%	
<b>GRAND TOTAL</b>		<b>0.00</b>	<b>14,154,186.45</b>	<b>0.00</b>	<b>0.00</b>	<b>0.00</b>	<b>14,154,186.45</b>	<b>0.00</b>	<b>14,154,186.45</b>	<b>14,154,186.45</b>	<b>14,154,186.45</b>	<b>0%</b>	

Certified Correct:

  
**EDEN Z. EVANGELISTA**  
 Chief Accountant  
 Date :

Recommending Approval:

  
**ATTY. MARIVIC S. RAMOS**  
 Director II, MFAS  
 Date:

Approved By:

  
**SONIA B. MALALUAN**  
 Administrator  
 Date:  


STATEMENT OF APPROVED BUDGET, UTILIZATIONS, DISBURSEMENTS AND BALANCES FOR TRUST RECEIPTS  
 (for Implementing Agency use only)  
 As at the Quarter Ending March 31, 2026

Department : Department of Transportation (DOT)  
 Agency/Entity : Maritime Industry Authority (MARINA)  
 Operating Unit : Central Office  
 Organization Code (UACS) : 38 003 0100000  
 Fund Cluster : 01 - Regular Agency Fund

Inter Agency Fund Transfer  
 Grants and Donations (Less than 12 months)

Source Agencies and Projects	UACS CODE	Approved Budget			Utilizations					Disbursements					Balances			
		Approved Budgeted Revenue/ Receipts	Adjustments (Additions, Reductions, Modifications/ Augmentations)	Adjusted Budgeted Revenue	1st Quarter Ending March 31	2nd Quarter Ending June 30	3rd Quarter Ending September 30	4th Quarter Ending December 31	Total	1st Quarter Ending March 31	2nd Quarter Ending June 30	3rd Quarter Ending September 30	4th Quarter Ending December 31	Total	Unutilized Budget	Unpaid Obligations (10-16)=(17+18)		
																Due and Demandable	Not Yet Due and Demandable	
1	2	3	4	5=(3+(-4))	6	7	8	9	10=(6+7+8+9)	11	12	13	14	15=(11+12+13+14)	16=(5-10)	17	18	
NOT APPLICABLE																		

Certified Correct:  
  
 EDEN Z. EVANGELISTA  
 Chief Accountant

Recommending Approval By:  
  
 ATTY. MARVIC S. RAMOS  
 Director II, MFAS

Approved By:  
  
 SONIA B. MALALUAN  
 Administrator